

Directions for Junior Athletes to Complete Online Coursework in USAV Academy



IT IS NOT ADVISABLE THIS BE COMPLETED ON A PHONE. PLEASE COMPLETE ON EITHER A COMPUTER OR A TABLET WITH A LARGER SCREEN TO BE ABLE TO INTERFACE WITH THE SOFTWARE. IF COURSEWARE IS NOT LOADING TRY USING A DIFFERENT BROWSER SUCH AS GOOGLE CHROME AND/OR CLEARING YOUR CACHE. COMPLETE AS SOON AS POSSIBLE AND AVOID DATES CLOSE TO CHRISTMAS.

If you are a junior athlete and completed training last season your certification as a junior athlete is good for this season unless you were a U14 athlete and are now moving to U15.

- Go to https://user.sportngin.com/users/sign_in and sign in.

sportsengine

Sign In

Enter Email or Phone

CONTINUE

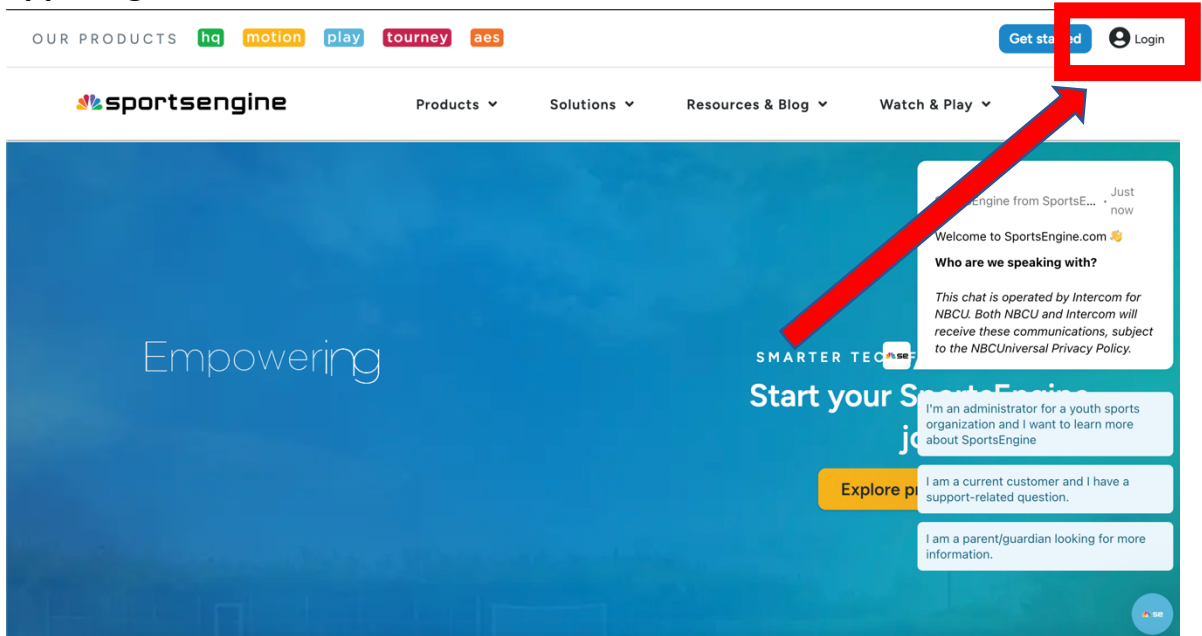
Don't have an account?
[CREATE ACCOUNT](#)

[What's SportsEngine?](#)
Need Help? [SportsEngine Help Center](#)


DO NOT CREATE A SECOND ACCOUNT IF YOU ALREADY HAVE ONE. You can enter the email address with the account and click Forgot your Password? On the next page if you do not remember your password for the account you created.

If you never had a SportEngine (SE) account then click the Create Account Button.

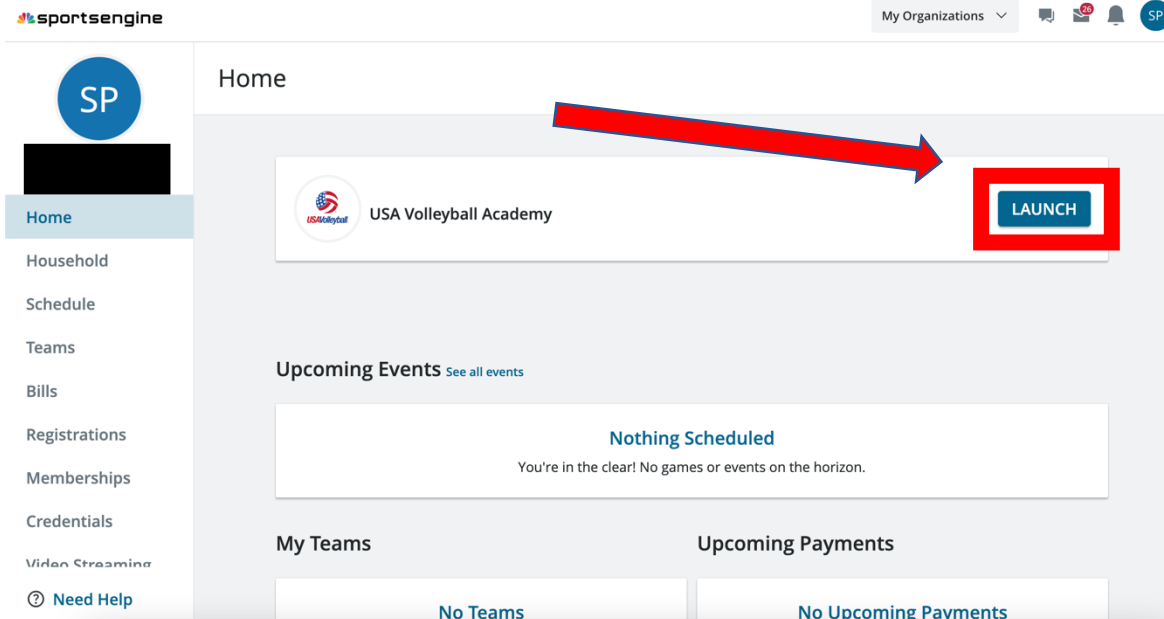
- You may be taken to the SportEngine main page. If so, click **Login** in the upper right hand corner of the screen:



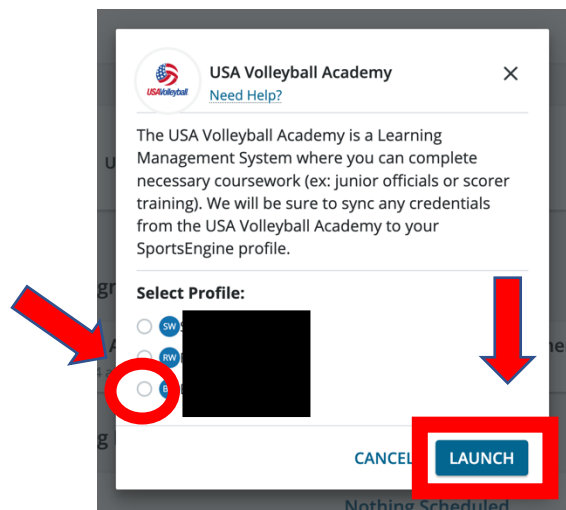
- Then chose to log into SportEngine HQ by clicking the **Login** Button below the Green HQ option on the left-hand side of the screen



- This will bring you to your Sport Engine Dashboard for this account.
- Click the LAUNCH button on the home screen to open USAV Academy which is where your online coursework is located. (Your name will appear in the redacted in black boxes).



- If you have multiple people on this account (for example you have minors with USAV memberships under your SE account) click on the circle next to the individual you wish to launch USAV Academy for to complete their online requirements.



- **USAV Academy will launch. All junior athletes will have coursework pre-loaded into their USAV Academy home page based on their age group.**

HAVING TROUBLE FINDING YOUR COURSES?

Please try both options below before opening a help desk ticket

1. Try clicking on Content Library in your left navigation bar OR
2. Click the blue "See All Assigned Courses & Learning Paths" button in the upper-right corner of your My Training window below.

My Training [See All Assigned Courses & Learning Paths](#)

Not Started **In Progress** **Overdue** **Completed**

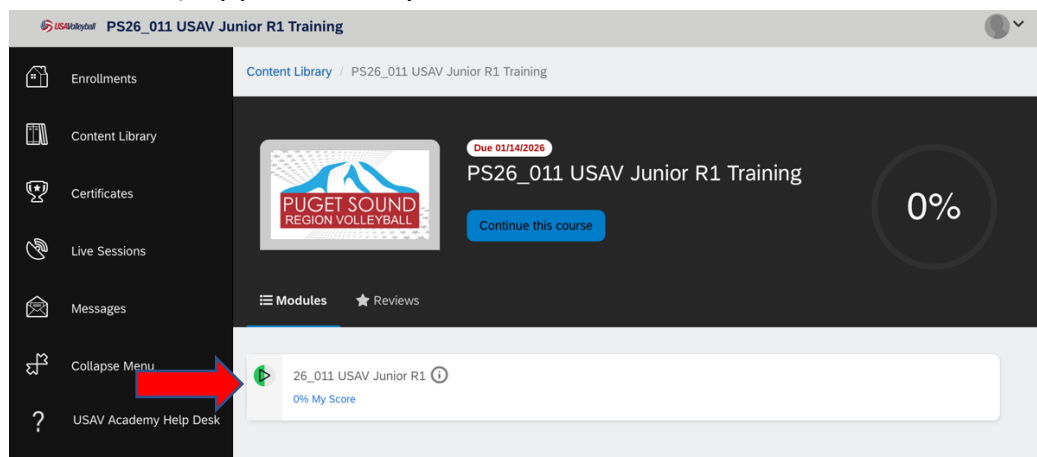
Search for assigned courses and learning paths Not Started

Search for assigned courses and learning paths Not Started

| | | |
|---|---|--|
| <p>PS26_011 USAV Junior R1 Training Due 01/14/2026</p> | <p>PS26_012 USAV Junior R2 Training Due 01/14/2026</p> | <p>PS26_015 USAV Junior Asst. Scorer / Libero Tracker Training Due 01/14/2026</p> |
| <p>PS26_014 USAV Junior Scorer Training Due 01/14/2026</p> | <p>PS26_013 USAV Junior Line Judge Training Due 01/14/2026</p> | <p>Reading with Karch Kiraly</p> |

SCROLL DOWN!!!

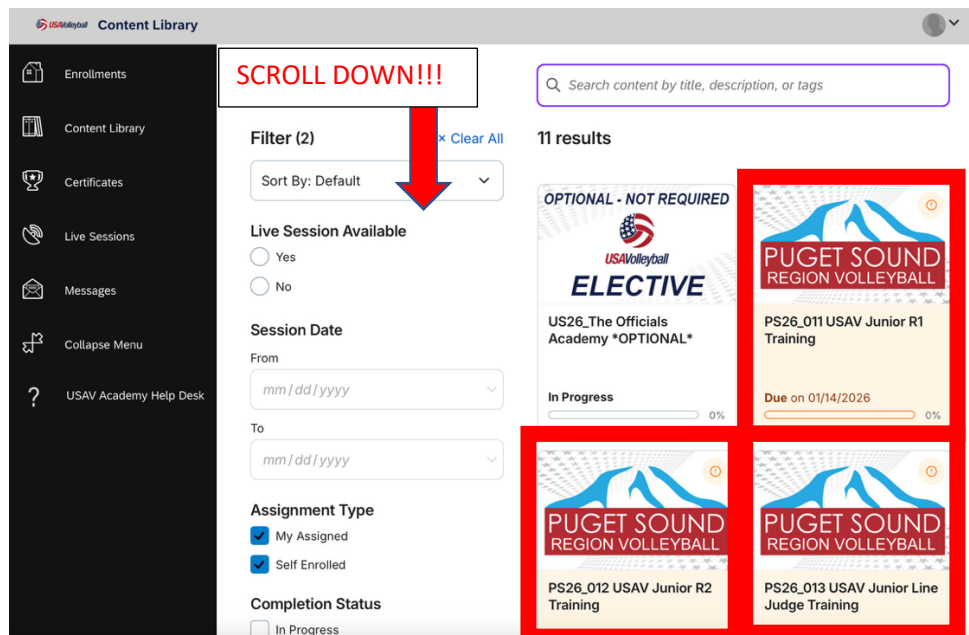
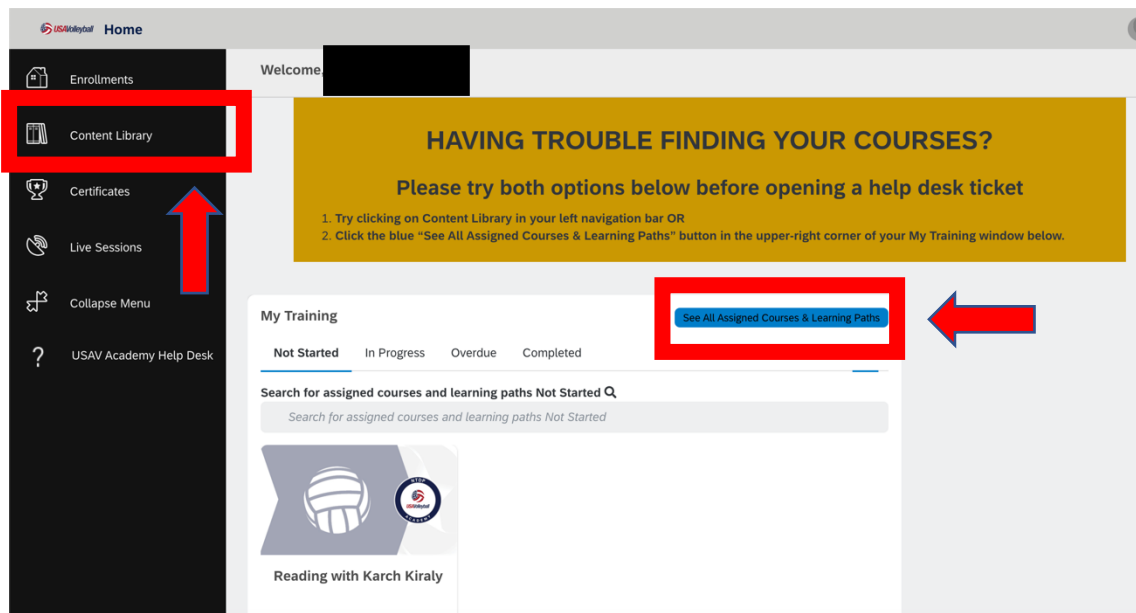
- **Click on the course you need to complete. Junior Work Team Courses are named PSXX_01Y where XX is the year of the club season (e.g. 25, 26, 27, etc) and Y is the specific course needed to be completed. For the 2026 season these courses include:**
 - PS26_011 USAV Junior R1 Training (only for U15-U18 athletes)
Approximately 30 minutes
 - PS26_012 USAV Junior R2 Training (only for U14-U18 athletes)
Approximately 18 minutes
 - PS26_013 USAV Junior Line Judge Training (for all athletes)
Approximately 10 minutes
 - PS26_014 USAV Junior Scorer Training (for all athletes)
Approximately 30 minutes
 - PS26_015 USAV Junior Asst Scorer/Libero Tracker Training (for all athletes) Approximately 14 minutes



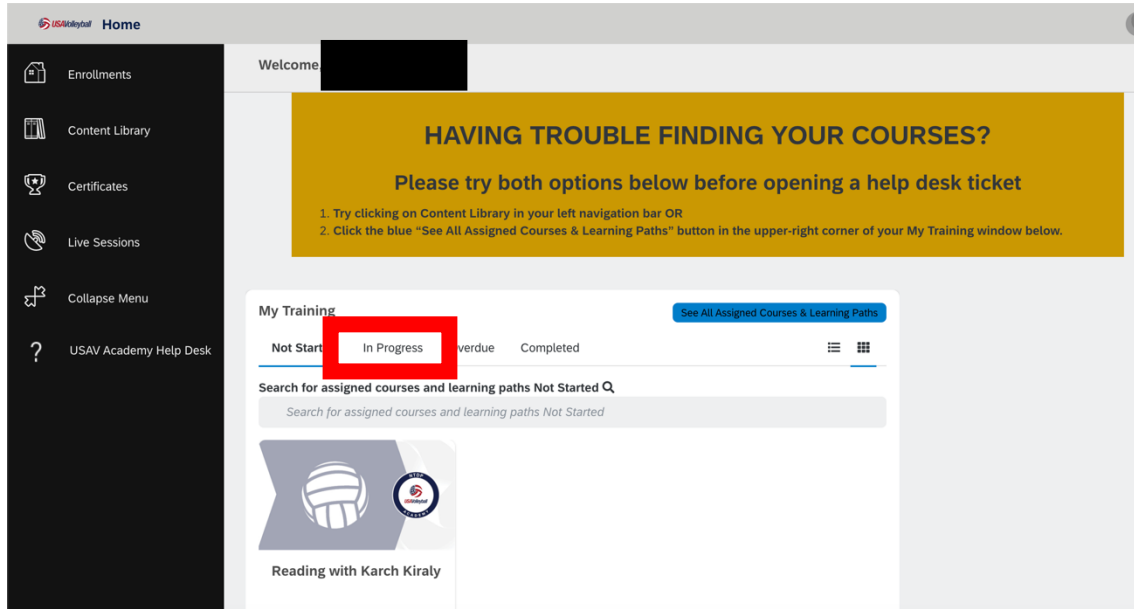
- **YOU NEED TO COMPLETE ALL COURSES. Once open, the course will have the module you need to complete. Modules can be started and resumed at a later date or time. Each module needs to be completed to 100%. You cannot minimize the tab open once the module begins or it will pause. Each slide of the module needs to be advanced by hitting the next button. Once completed, the module will have a red exit button show on the last slide and once you click it a green circle will show next to the module. Modules that have been started but not complete will have a half a green circle shown over it. Once the module is complete the percentage at the top will show 100%.**
- **An optional certificate can be downloaded for proof of your completion by clicking on Certifications on menu on the left side of the screen.**

TROUBLESHOOTING

- If it is not pre-loaded make sure you have upgraded the athlete's membership from a tryout membership to the full USAV membership and affiliated with your club in Sport Engine.
- Again, if you are having troubles viewing, loading, or advancing the slides on the modules please move to a computer or tablet with a large screen. Try changing browsers. Try clearing your cache.
- If it is not pre-loaded on the home page you can additionally view this coursework by clicking on Content Library on the left-hand side of the menu or clicking the blue "See all Assigned Courses & Learning Paths" Button.



- Additionally, if you have already started coursework and are returning and you don't see your coursework on your home screen, click on the "In Progress" tab to the of the blue button to access the coursework from the home page of USAV Academy.



- Lastly, if you still do not believe content has been uploaded into your athlete's account **DOUBLE** and **TRIPLE** check you are using the correct **Sports Engine login** you created to have your athlete's membership under this year. Many problems are because multiple accounts have been created for the same athlete.

If you are **STILL** having trouble and need help, visit the USAV Academy Help Desk. If after all that you may reach out to officialschair@psrvb.org.

