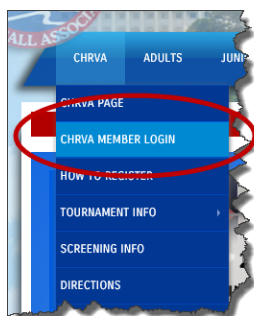


2017 – 2018 NEW Adult Player Referee



1. To become a referee, you **MUST** also become a scorer. You must complete this process before you work as a referee for your team at a tournament. See the Scorer instructions on the Chrva.org site under Officials->Scr Requirements page and complete the instructions associated with your last certification level (New scorers would be Provisional)
2. You **MUST** be a current member of the [Chesapeake Region Volleyball Association \(CHRVA\)](http://www.chrva.org)
 - a. Go to the CHRVA website (www.chrva.org)

NOTE: Some versions of Internet Explorer are not compatible with the website. Try Firefox or Safari
 - b. select 'CHRVA MEMBER LOGIN' to log in



- i. If you are new to the region then select "Request A Login" 1
- ii. If you were a CHRVA member last season, select "Renew Membership" 2
- iii. If you have already registered, you may log-in 3

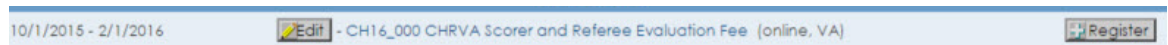


3. You **MUST** pay the evaluation fee **no later than January 31, 2018:**
 - a) Once logged in to the CHRVA website on the left hand toolbar under "USAV & Region Events" click "Region Ref/Score Clinics":

USA Volleyball Events	
Region Clinics	⊖
Region Coaching Clinics	
Region Ref/Score Clinics	
Region Beach Official Clinics	

b) You will see a list of certifications under “USA Volleyball Events.” You will need to register for two events. First to pay the evaluation fee click “Register” next to the “CH18_000 CHRVA Scorer and Referee Evaluation Fee” and follow the steps to submit your name and payment information.

NOTE: This fee covers both Scorer and Referee Certification. You only need to pay it **ONCE**.



c) Complete Step 1: Verify that the information is accurate and click “Submit”

Registration
STEP 1 Member Information STEP 2

Region Officials Clinic Information
CH15_CHRVA Scorer and Referee Evaluation Fee
10/1/2014 - 6/1/2015
online
online, VA 20148

CHRVA Evaluation Fee
Individual Information
Name: _____
Address: _____
Address 2: _____
City: _____
State: _____ Zip: _____
Country: United States

Submit

d) Complete Step 2: Entering your payment information and click “Register.” A pop-up window will be displayed confirming your credit card will be charged; click “OK”

edit Participant Information

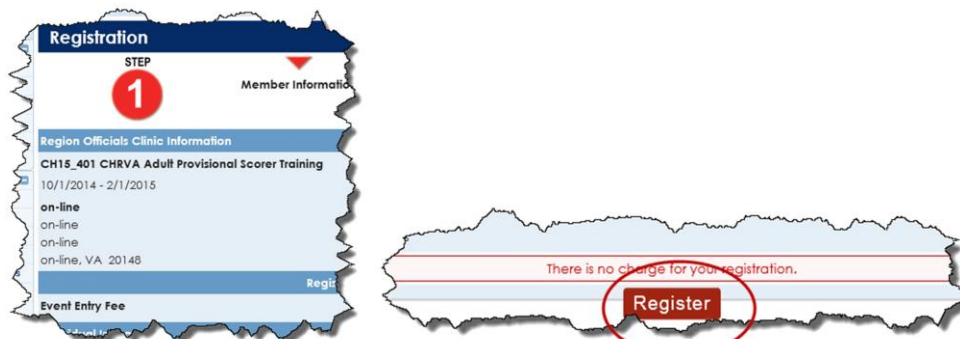
Name: _____ Birth Date: _____
Address: _____ Email: _____
Address 2: _____ Mobile Ph: _____
City: _____
State: _____
Country: United States

Credit Card Information
Credit Card Type: VISA
Credit Card Number: _____
Expiration: _____ / _____
Name On Credit Card: Aigroup
Card ID #: 123 (How

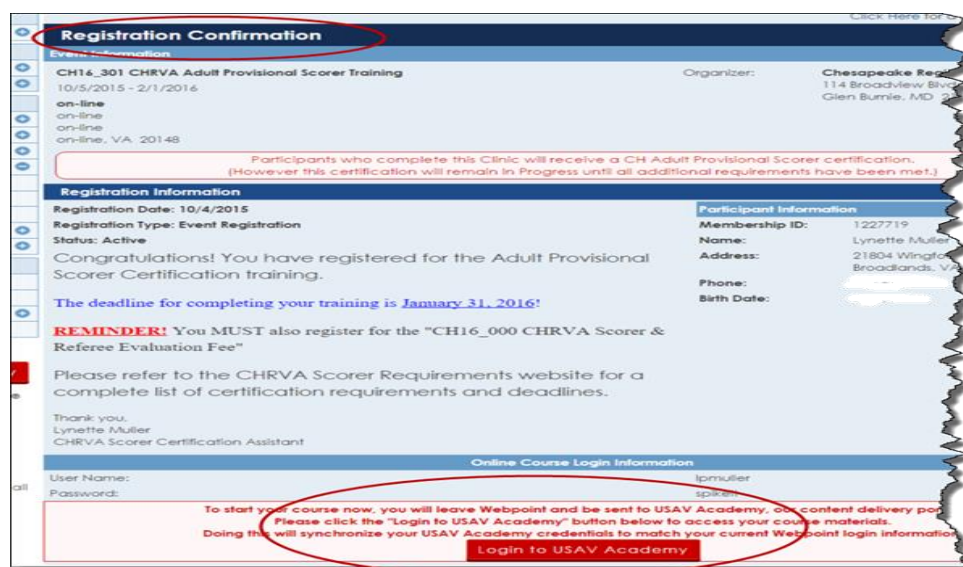
Credit Card Billing Address
(This address must match the billing address for the card.)
Address: _____
City: _____
State/Province: _____ Zip/Postal Code: _____

Register

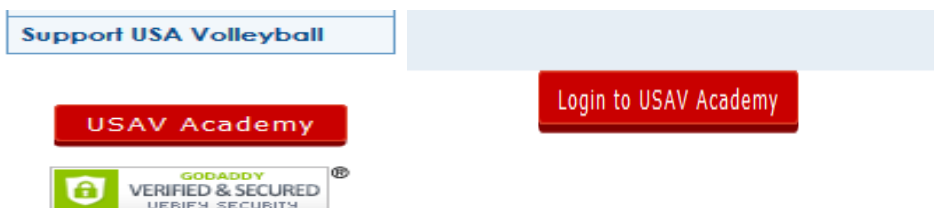
4. You **MUST** register and complete the on-line training clinic **no later than January 31, 2018**. Register for the New Adult Team Player Referee Training by returning to the “Region Ref/Score Clinics” page.
- a) Click the “Register” button corresponding to “CH18_501 Adult Team Player Referee Certification (NEW)” Training. Verify that the information is accurate on each screen and click “Register”.



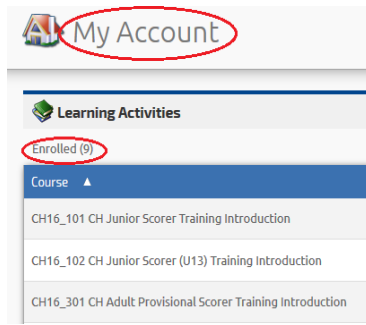
- b) When you have completed the registration process you will see the Registration confirmation page (an email will also be sent) and the link providing you access to the on-line training will be at the bottom :




- c) All clinics are now accessed via Webpoint. To log-in to USA Volleyball Academy from WebPoint, click on either the “USAV Academy” button on the left or the “Login to USAV Academy” button in the middle, both on the Member Home screen (your webpoint user/password will be used automatically):



- d) Once logged in you will ONLY see the training you have registered for under “Enrolled” on the “My Account” page:



e) Click on the green “Go” sign to reveal the description and learning activities for the course :



f) To launch the course (and each module listed in the description) click on the “Go” icon in the Action column:

Learning Activities				
Lesson	Type	Status	Score	Action
1. CH New Adult Regional Scorer Training Introduction		Completed	-	

g) When you have completed the course and all associated modules, it will move to the “Completed” section of the My Account page showing the “Date Completed”.

5. You **MUST** obtain two passing ratings at a sanctioned fellowship tournament

- i. Dates for fellowships are noted on the CHRVA website (<http://www.chrva.org/page/show/230048-adult-fellowships>)
- ii. Contact the tournament host to schedule your two ratings
- iii. Submit your completed evaluations to the tournament host

6. When you have completed **ALL** of requirements AND have been made a scorer and we have processed your certification you WILL receive an e-mail notifying you that your WebPoint profile has been updated and provide you instruction for printing your membership card.