

3-ON-3 PLAYS

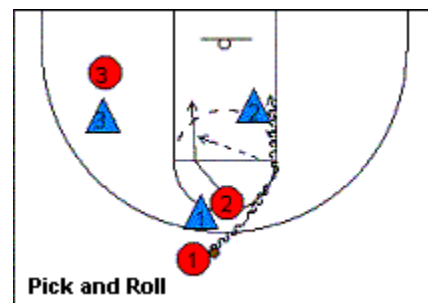
Give and Go

The give and go involves a V-cut by O2 to receive the pass. O1 makes a fake step left and then a quick lane cut for the pass and lay-up.



Pick and Roll

O2 sets an "on-ball" screen for O1. The pick 'n roll works if O2 seals the X1 defender correctly.

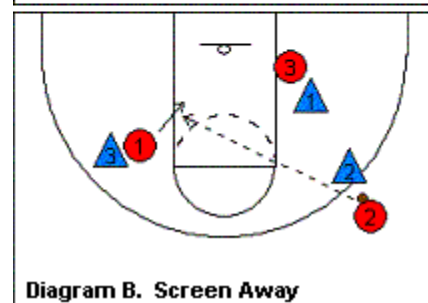
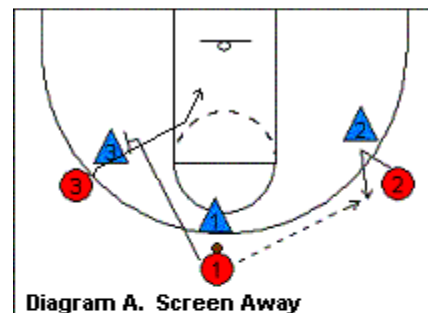


Screen Away

O2 makes a V-cut to receive the pass from O1. O1 passes to O2, and "screens away" for O3 on the opposite wing. O3 rubs off the screen and cuts to the hoop.

Make sure that O3 waits for the screen to arrive, and that O1 sets the correct angle on the screen.

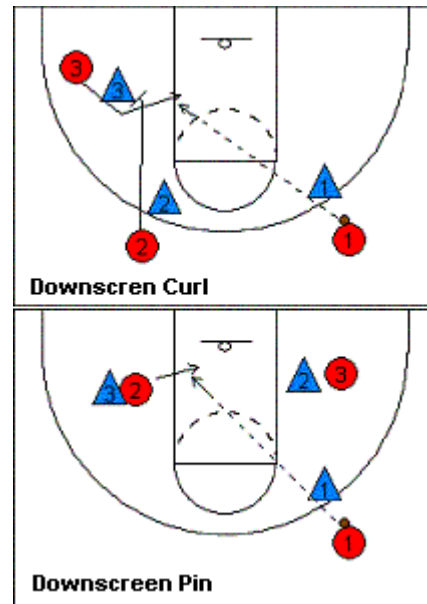
Also, make sure that O1 seals the X3 defender, and then rolls to the hoop after O3 cuts around the screen (Diagram B). O2 can pass to either cutter.



Down-screen Curl and Pin

O2 sets a down-screen for O3. O3 curls around the screen for the pass and shot.

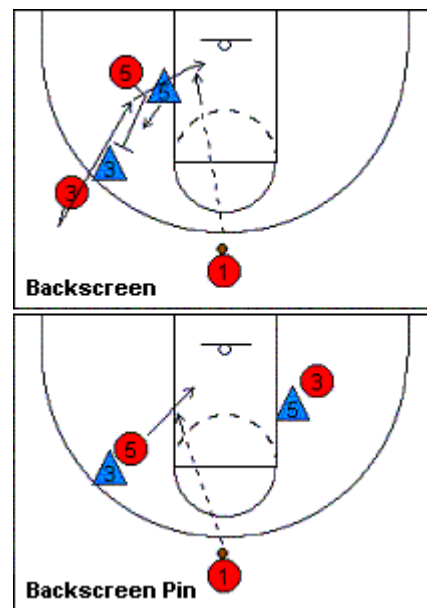
O2 pins (seals) the X3 defender and gets inside position. If the defense switches, then O2 should be open for the pass, assuming O3 clears out to the opposite side. Work this on both sides of the court.



Back-screen and Pin

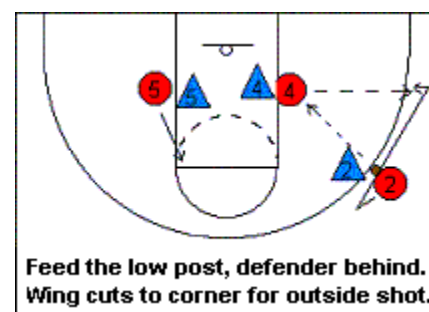
O5 (low post) comes up and sets a back-screen for the wing (O3). The wing cuts backdoor around the screen to the hoop for the pass and shot.

O5 who has screened the X3 defender, "pins" the defender and gets inside position. If the defense switches, O5 should be open after releasing to the hoop for the pass and lay-up, assuming that O3 clears out to the opposite side.



Feed the Low Post, Defender Behind

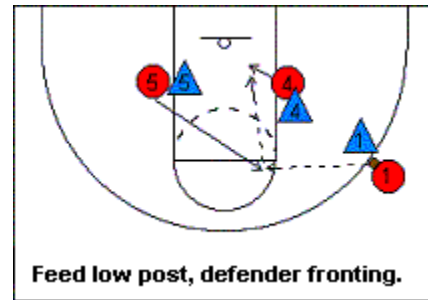
The wing player should to try to make the pass to the low post when the defender is playing behind. Once the pass is made, the opposite post should move to the high post, to allow spacing for O4 to make the post move on the defender. O2 can cut to the corner for the "inside-out" pass and shot.



Defender Fronting the Low Post

O5 has to recognize this situation, and then flash to the ball-side high post position to receive the pass from O1. O4 should "pin", or seal, X4 defender and get inside position for the bounce pass (or high lob) from O5. The passing must be quick from O2 to O5 to O4.

The other option here is having O4 pin the defender and "step-off" toward the hoop for the high lob pass directly from O2 to O4.



Double Low Post Pick and Seal

Use two post players working together, reading the defense, and screening for each other. O4 sets a screen for O5, who cuts around the screen for the pass and shot (option 1).

O4 seals the X5 defender. If the defense switches and O5 does not receive the pass, then O4 should be open with inside position. (option 2).