



S C C C E R

S U M M I T 2 0 1 7

DISCOVER • DEVELOP • EXCEL

Welcome!

The Development of Soccer in Canada

Jason deVos

Canada Soccer Director of Development



RANKINGS

Individual Rankings (Adam Peaty - 2008)

Male - 100m Breaststroke - Short Course - 14 Years Age Group - 31st December

[Back](#)
[Search Again](#)


Rank	Name	Ranked Club	YoB	Meet Name	Venue	Level	Date	Time
273	Conner Smith	Co Hereford	94	Gloucester City Open Meet	Gloucester	3	22/06/08	1:22.44
	Ross Shearer	Livingston	94	SASA East District AG	Glenrothes	1	01/11/08	1:22.44
275	Jonathan Altoft	BelperMarlin	94	CO Derby B Grade Open Mt	Derby	3	05/07/08	1:22.45
	Edward Clark	Halstead	94	Halstead Club Champs	Halstead	4	26/09/08	1:22.45
277	Elliot Boon	Street	94	Devon County Development	Tiverton	3	06/07/08	1:22.48
278	Ben Jobson	BorRedbridge	94	teamipswich 23rd Junior Mt	Ipswich	2	26/10/08	1:22.49
279	Glen Melson	Elmbridge	94	Surrey County Champs	Guildford	2	01/03/08	1:22.51
	Chris Stobart	Co St Albans	94	Hertfordshire Champs	Borehamwood	2	15/03/08	1:22.51
281	David Lynch	Halton	94	N West Inter Assoc Champs	Liverpool	2	25/05/08	1:22.55
282	Jack Holden	Preston	94	North Lancashire Meet	Blackpool	3	04/10/08	1:22.62
283	Adam Peaty	Co Derby	94	Staffordshire County Chmp	Wolverhampton	2	16/03/08	1:22.73
284	Mitchell Jordan	Arnold	94	Nuneaton & Bedworth Open	Nuneaton	2	05/04/08	1:22.74
285	Alexander Burrell	Bracknell	94	Fareham Nomads Summer Mt	Southampton	3	19/07/08	1:22.80



“He just had something.
He had a sparkle. His
breaststroke was just
something different in
terms of the way he
swam it.”

Melanie Marshall






INSANITY:

Doing the same
thing over and over
and expecting
different results.

Albert Einstein





REGISTERED NO. OF PLAYERS (in 1000s)

1	Deutscher Fussball-Bund (GER)	6,309
2	US Soccer Federation (USA)	4,187
3	Confederação Brasileira de Futebol (BRA)	2,142
4	Fédération Française de Football (FRA)	1,795
5	Federazione Italiana Giuoco Calcio (ITA)	1,514
6	The Football Association (ENG)	1,486
7	South African Football Association (RSA)	1,469
8	Koninklijke Nederlandse Voetbalbond (NED)	1,139
9	Japan Football Association (JPN)	1,045
10	The Canadian Soccer Association (CAN)	866



TOTAL YOUTH (in 1000s)

1	US Soccer Federation (USA)	3,907
2	Deutscher Fussball-Bund (GER)	2,082
3	Confederação Brasileira de Futebol (BRA)	1,347
4	South African Football Association (RSA)	1,300
5	Fédération Française de Football (FRA)	1,034
6	The Football Association (ENG)	820
7	The Canadian Soccer Association (CAN)	716
8	Football Federation of Ukraine (UKR)	659
9	Japan Football Association (JPN)	629
10	Federazione Italiana Giuoco Calcio (ITA)	557



REGISTERED NO. OF FEMALE PLAYERS (in 1000s)

1	US Soccer Federation (USA)	1,670
2	Deutscher Fussball-Bund (GER)	871
3	The Canadian Soccer Association (CAN)	495
4	Svenska Fotbollförbundet (SWE)	136
5	Football Federation Australia Limited (AUS)	112
6	Norges Fotballforbund (NOR)	98
7	The Football Association (ENG)	97
8	Koninklijke Nederlandse Voetbalbond (NED)	84
9	Dansk Boldspil-Union (DEN)	56
10	Fédération Française de Football (FRA)	49



FEMALE YOUTH (in 1000s)

1	US Soccer Federation (USA)	1,563
2	The Canadian Soccer Association (CAN)	407
3	Deutscher Fussball-Bund (GER)	237
4	Svenska Fotbollförbundet (SWE)	107
5	Football Federation Australia Limited (AUS)	84
6	Norges Fotballforbund (NOR)	83
7	The Football Association (ENG)	70
8	Koninklijke Nederlandse Voetbalbond (NED)	43
9	Dansk Boldspil-Union (DEN)	42
10	Fédération Française de Football (FRA)	28



Men's Ranking

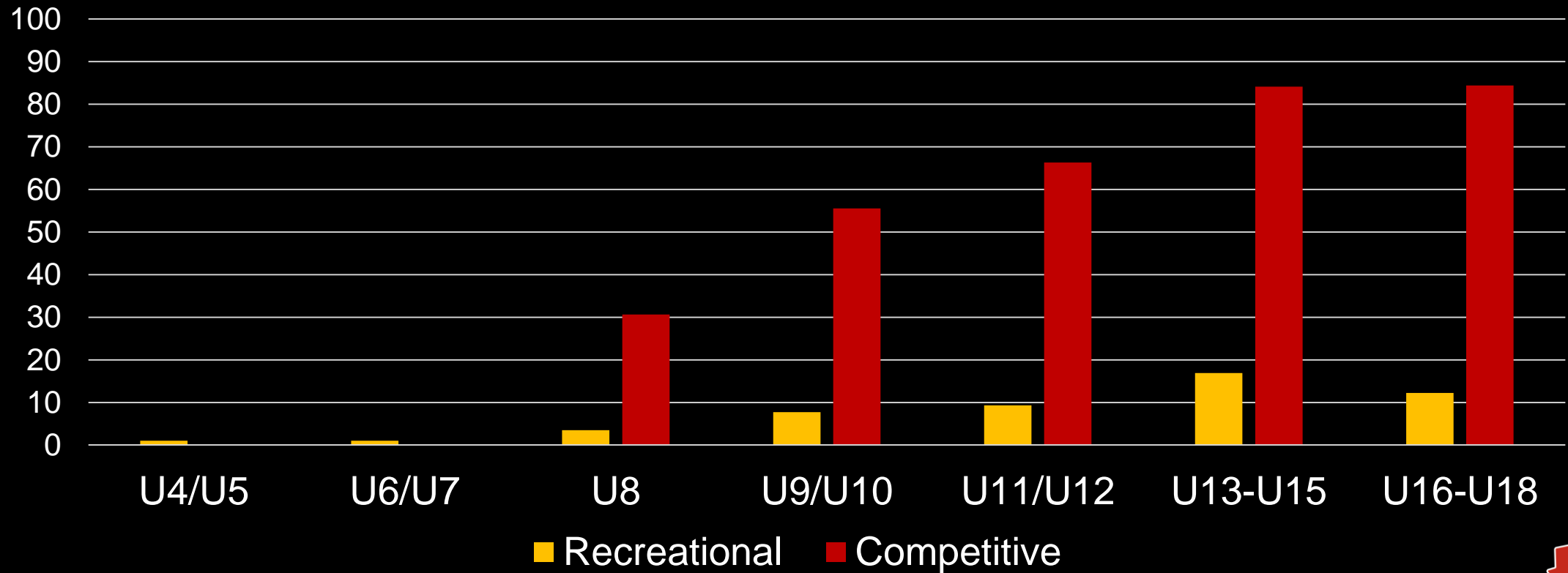
[All confederations](#) /
 [CAF](#) /
 [CONCACAF](#) /
 [CONMEBOL](#) /
 [OFC](#) /
 [AFC](#) /
 [UEFA](#)


POSITIONS 1-50 51-100 101-150 151-200 201-209
 ■ Worst mover ■ Best mover

112	Jordan	307 (307.49)	318	-5	▼	97.36	97.36	234.41	117.20	102.88	30.86	310.32	62.06	▼
113	Latvia	306 (306.25)	304	-3	▼	128.58	128.58	180.24	90.12	195.10	58.53	145.10	29.02	▼
114	El Salvador	302 (301.84)	216	24	▲	122.11	122.11	181.18	90.59	148.71	44.61	222.64	44.53	▼
115	Botswana	299 (298.86)	296	-2	▼	102.85	102.85	206.91	103.46	163.73	49.12	217.15	43.43	▼
116	Cyprus	294 (294.33)	290	0	◄	61.88	61.88	251.21	125.61	261.45	78.44	142.08	28.42	▼
117	Nicaragua	292 (292.14)	299	-6	▼	147.43	147.43	289.43	144.71	0.00	0.00	0.00	0.00	▼
117	Canada	292 (291.96)	282	3	▲	118.40	118.40	262.49	131.24	111.94	33.58	43.69	8.74	▼
119	Estonia	291 (291.21)	289	-2	▼	96.49	96.49	211.02	105.51	196.37	58.91	151.51	30.30	▼
120	Korea DPR	281 (280.78)	263	5	▲	124.31	124.31	283.58	141.79	37.91	11.37	16.51	3.30	▼



Percentage of players selected based on 'skill'

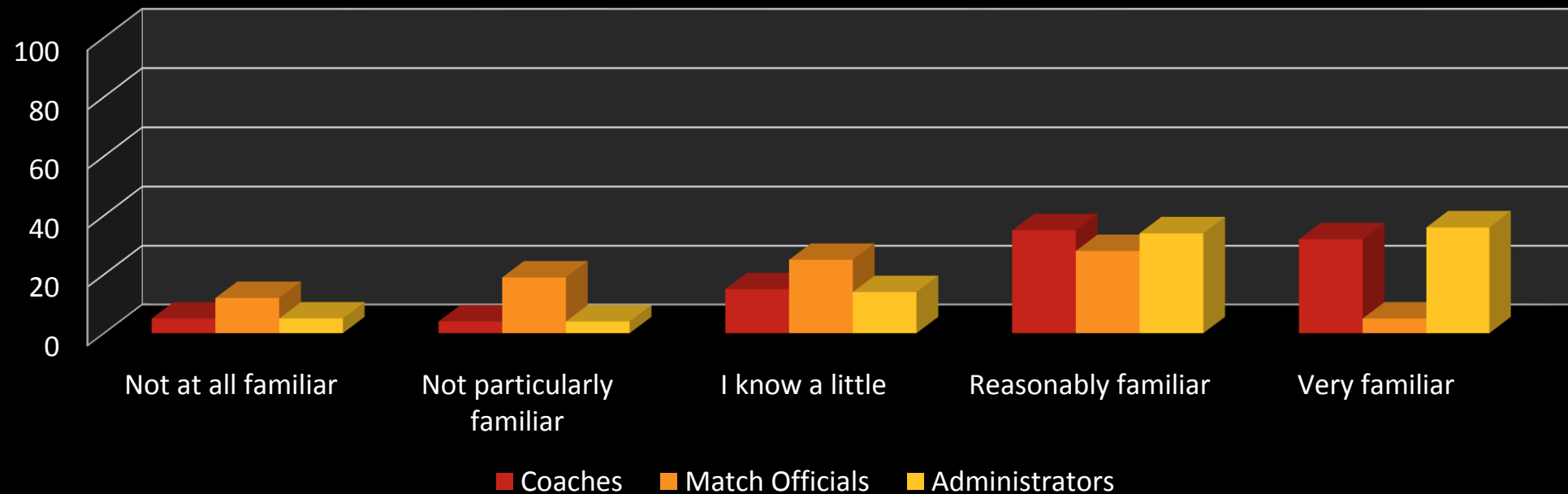




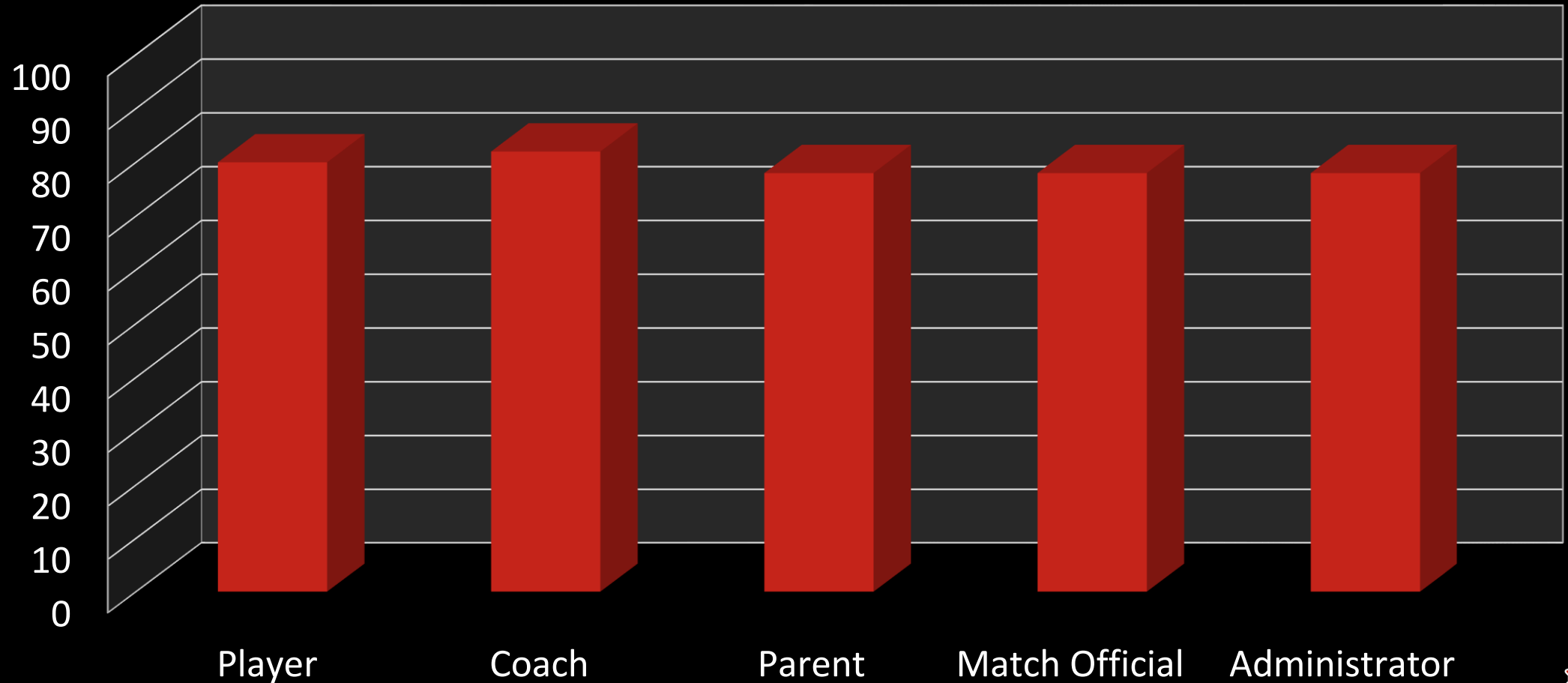
LEARN TO BE
COMFORTABLE FEELING
UNCOMFORTABLE



Awareness and Understanding of LTPD is High



Overall Buy-in to LTPD is High



Grassroots-Level Stakeholder Agreement with LTPD

Keep full-size fields and equipment at younger ages

No recorded scores/standings helps kids enjoy soccer more

No recorded scores/standings improves spectator/coach behaviour

Training more than playing games

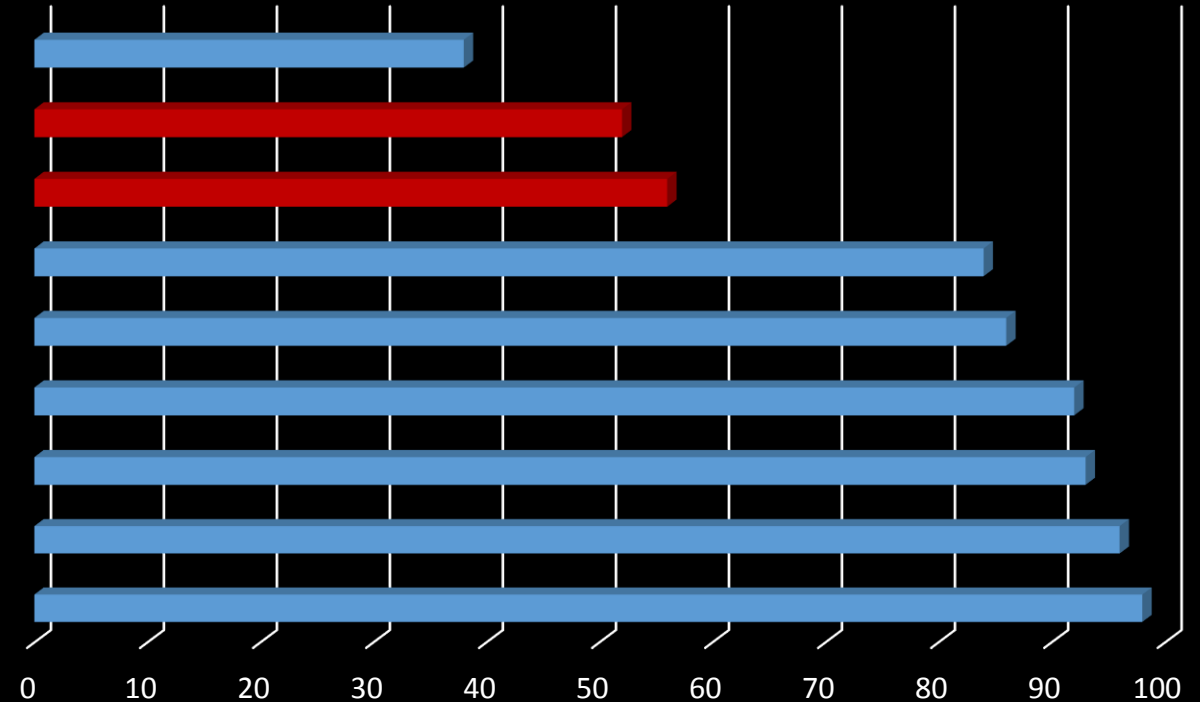
Qualified referees for all games

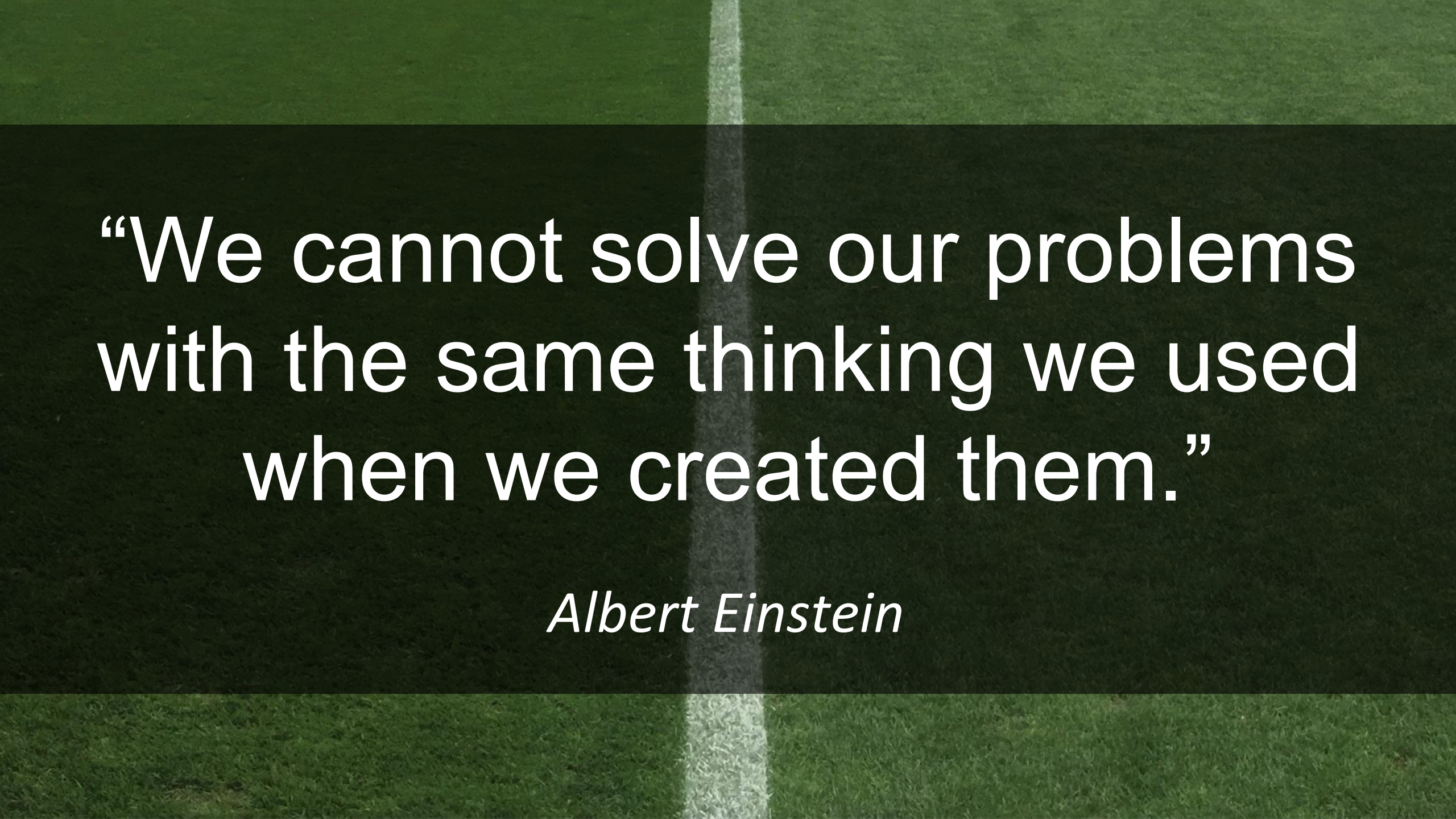
Smaller teams at younger ages

Selection based on physical/mental maturity, not just age

Soccer skills ahead of playing/winning games at younger ages

As many touches on the ball as possible when kids are learning





“We cannot solve our problems
with the same thinking we used
when we created them.”

Albert Einstein



VISION

Create a system of player and coach development, unique to Canada, that allows each participant to fulfill his or her dreams within the game.

THE NEEDS OF
THE PLAYER
COME FIRST





**CANADA SOCCER
BELIEVES EVERY
PLAYER DESERVES
THE BEST
POSSIBLE SOCCER
EXPERIENCE.**

Whether they dream of playing for Canada's National Teams or simply want to have fun with their friends, taking the right approach to the game when children are young sets the stage for a lifetime of enjoyment.

The **Canada Soccer Pathway** provides a roadmap for players of all ages and aspirations who want to play soccer at the recreational, competitive or high

performance **EXCEL** levels, with the aim of encouraging lifelong participation. The Pathway is built around the principles of Long-Term Player Development (LTPD).



For players under the age of 12, many of whom are lacing up cleats for the first time, the goal of this approach is simple:

**GET KIDS TO FALL IN
LOVE WITH THE GAME.**

AS MANY AS POSSIBLE,
AS LONG AS POSSIBLE,
IN THE
BEST ENVIRONMENT
POSSIBLE



CANADA SOCCER CLUB LICENSING PROGRAM



PLAYER AND COACH EDUCATION PATHWAYS



PARENT EDUCATION



PLAYER DEVELOPMENT





VISION

Create a system of player and coach development, unique to Canada, that allows each participant to fulfill his or her dreams within the game.

The Development of Soccer in Canada

Jason deVos

Canada Soccer Director of Development

