

# PRIVIT

---

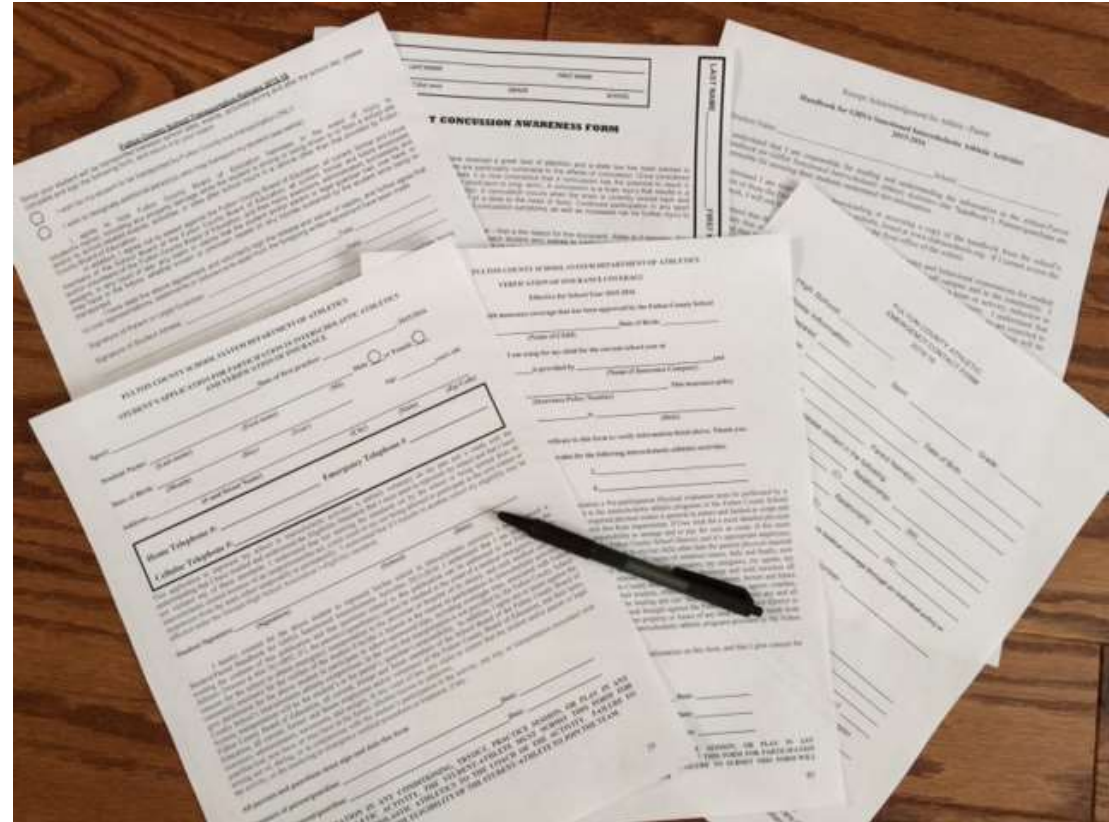
2016



# Your old FCS forms used to look like this

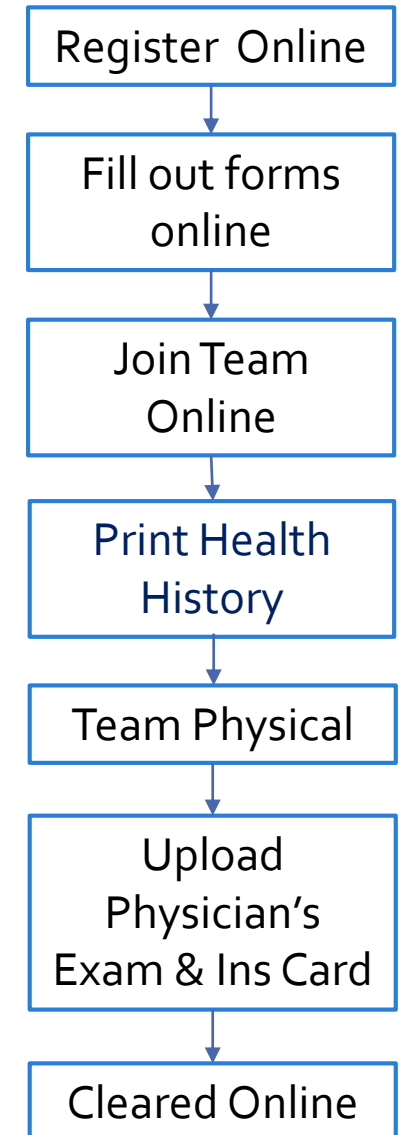


- GHSA Concussion Awareness
- GHSA Handbook Receipt Form
- FCS Application to Participate
- FCS Emergency Contact Form
- FCS Verification of Insurance
- FCS Transportation Release



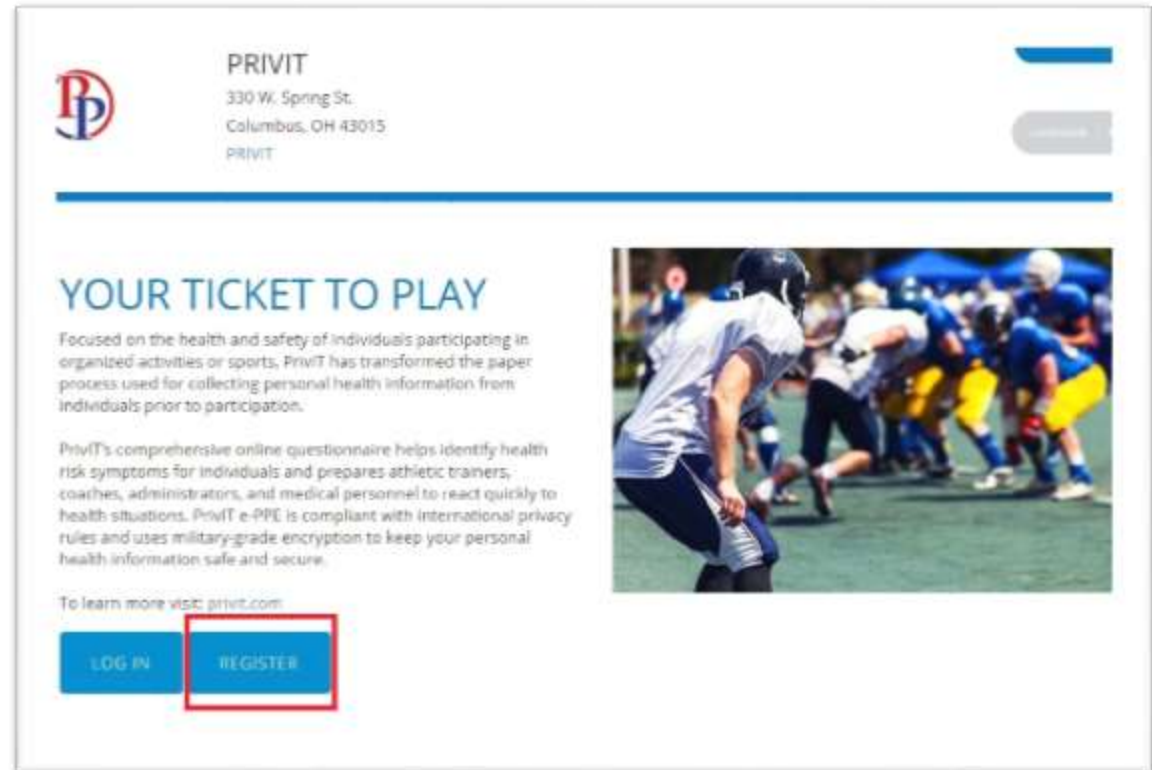
# New Process

- 1) **Parent and Player Register** for a PrivIT accounts online.
- 2) **Fill out** Health History, Personal Information, & FCS Forms online.
- 3) **Join your team** online.
- 4) **Print your Pre-Participation Health History** and bring it to your physical.
- 5) **Upload your:**
  - physician's exam,
  - physician's clearance &
  - insurance card.
- 6) Player must be **cleared to play**.



# BENEFITS

- Each year you will only update information.
- You can copy information to siblings at same school.
- Coaches can easily review your paperwork.
- No more lost paperwork.
- Players are easily cleared to play.



The screenshot shows the PRIVIT website homepage. At the top left is the PRIVIT logo, a stylized 'P' and 'I' in a circle. To its right is the text: 'PRIVIT', '330 W. Spring St.', 'Columbus, OH 43015', and 'PRIVIT'. Below this is a blue horizontal line. The main heading is 'YOUR TICKET TO PLAY'. Below the heading is a paragraph: 'Focused on the health and safety of individuals participating in organized activities or sports, PRIVIT has transformed the paper process used for collecting personal health information from individuals prior to participation.' To the right of this text is a photograph of a football game. Below the paragraph is another paragraph: 'PRIVIT's comprehensive online questionnaire helps identify health risk symptoms for individuals and prepares athletic trainers, coaches, administrators, and medical personnel to react quickly to health situations. PRIVIT e-PPE is compliant with international privacy rules and uses military-grade encryption to keep your personal health information safe and secure.' Below this is the text 'To learn more visit: [privit.com](http://privit.com)'. At the bottom are two buttons: 'LOG IN' and 'REGISTER'. The 'REGISTER' button is highlighted with a red border.

**PRIVIT**  
330 W. Spring St.  
Columbus, OH 43015  
PRIVIT

## YOUR TICKET TO PLAY

Focused on the health and safety of individuals participating in organized activities or sports, PRIVIT has transformed the paper process used for collecting personal health information from individuals prior to participation.

PRIVIT's comprehensive online questionnaire helps identify health risk symptoms for individuals and prepares athletic trainers, coaches, administrators, and medical personnel to react quickly to health situations. PRIVIT e-PPE is compliant with international privacy rules and uses military-grade encryption to keep your personal health information safe and secure.

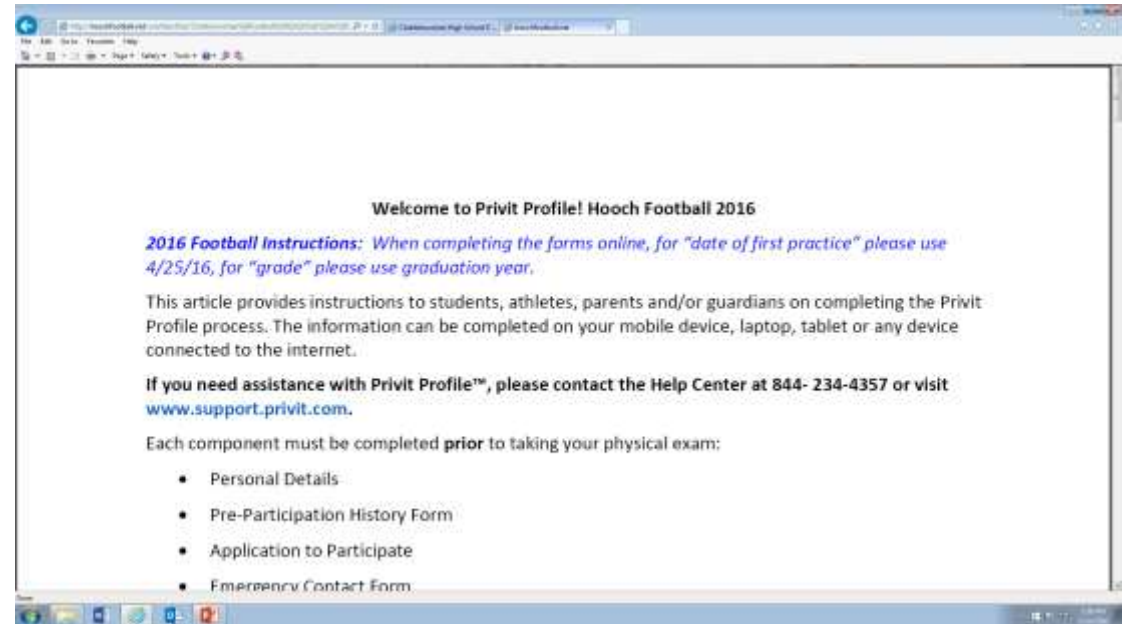
To learn more visit: [privit.com](http://privit.com)

[LOG IN](#) [REGISTER](#)

# Information to have available:

- Family Medical History
- Personal Health History
- Primary insurance information & card
- Medications/Allergies/Immunizations

Print out the “Chattahoochee Q & A” from [www.hoochfootball.com](http://www.hoochfootball.com) for detailed instructions.



# Register for a Parent Account

Start by Registering for a parent account.

**NOTE:** Your player will have to register with a separate account.

**PRIVIT**  
330 W. Spring St.  
Columbus, OH 43015  
PRIVIT

## YOUR TICKET TO PLAY

Focused on the health and safety of individuals participating in organized activities or sports, PRIVIT has transformed the paper process used for collecting personal health information from individuals prior to participation.

PRIVIT's comprehensive online questionnaire helps identify health risk symptoms for individuals and prepares athletic trainers, coaches, administrators, and medical personnel to react quickly to health situations. PRIVIT e-PPE is compliant with international privacy rules and uses military-grade encryption to keep your personal health information safe and secure.

To learn more visit: [privit.com](http://privit.com)


[LOG IN](#) [REGISTER](#)


### CREATE YOUR ACCOUNT

First Name\*

Last Name\*

Email Address\*

Enter your role\*  

Password\*  

Confirm Password\*

I have read and agree to the Terms of Use.

[SIGN UP](#) [CANCEL](#)

Select parent/guardian

# Authorize Player Account

Players must have a separate login and email address.

Players will be required to electronically sign documents.

The screenshot shows a web form titled "ADD FAMILY MEMBER" with the following fields and options:

- First Name\* (text input)
- Middle Initial (text input)
- Last Name\* (text input)
- Date of Birth\* (Month: March, Day: 26, Year: 2002)
- Gender\* (Radio buttons: Male, Female)
- Enable Login
- Email Address\* (text input)
- Password\* (text input with an eye icon)
- Confirm Password\* (text input)

At the bottom of the form are two buttons: "ADD MEMBER" (blue) and "CANCEL" (grey).

Two callout boxes with arrows point to specific elements:

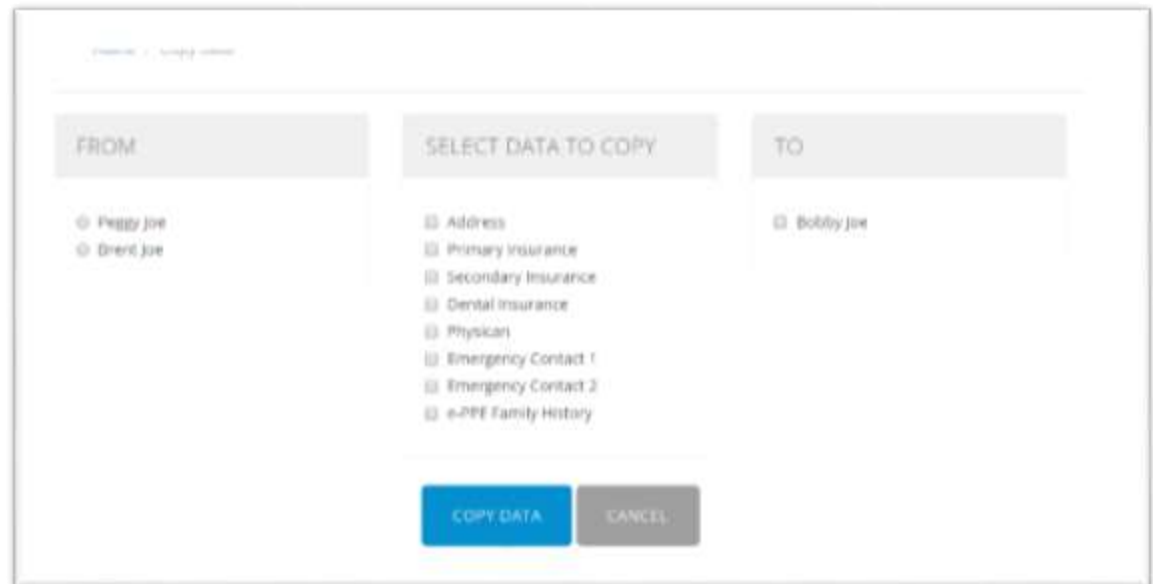
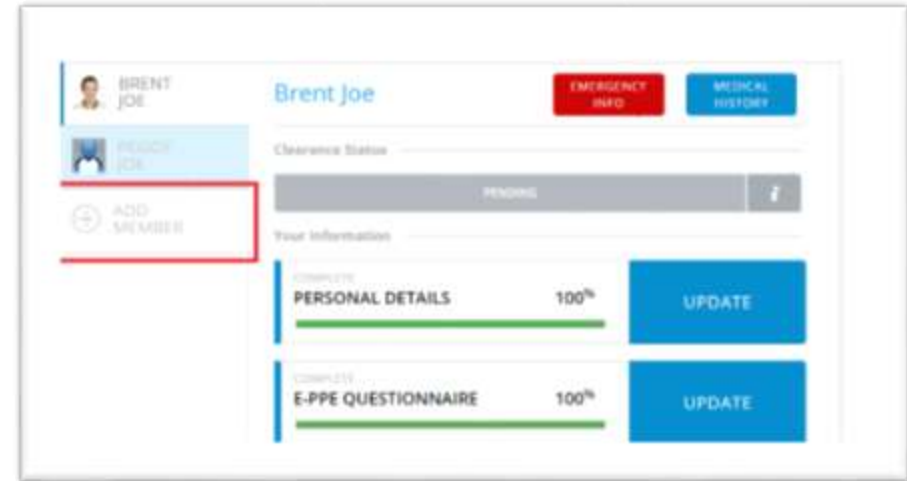
- The first callout points to the "Enable Login" checkbox and contains the text: "Check **Enable login** to authorize your student/athlete."
- The second callout points to the "Email Address\*" field and contains the text: "Players must have a separate email address."

The footer of the page includes the PRUIT logo, copyright information "© 2006-2015 Pruitt, Inc.", and links for "About", "Terms of Use", "Privacy Policy", and "Help Center".



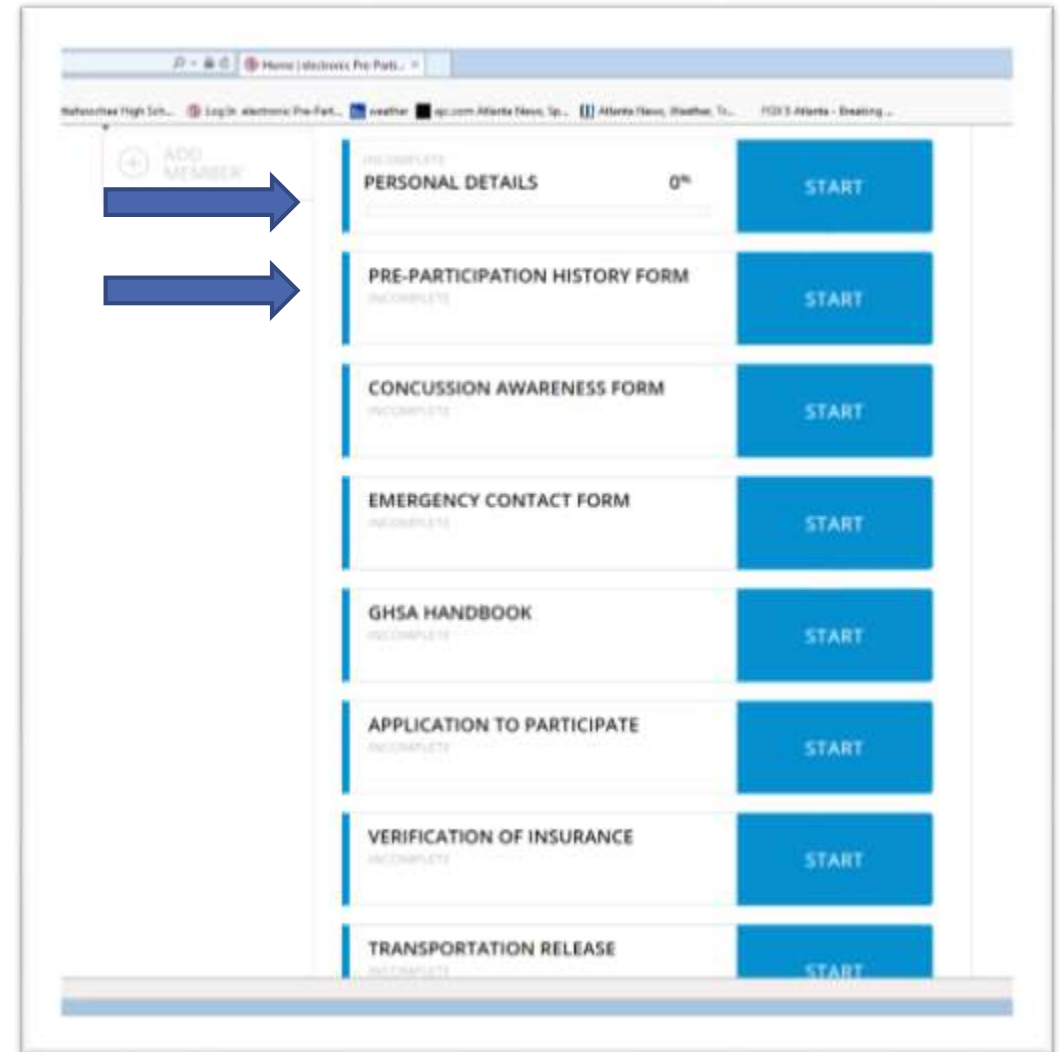
# Copy Data

Copy Data from Parent to Player  
Or Sibling to Player



# Complete the Personal Details & Pre Participation History Form

You will print the Pre-Participation History Form and bring to your physical.

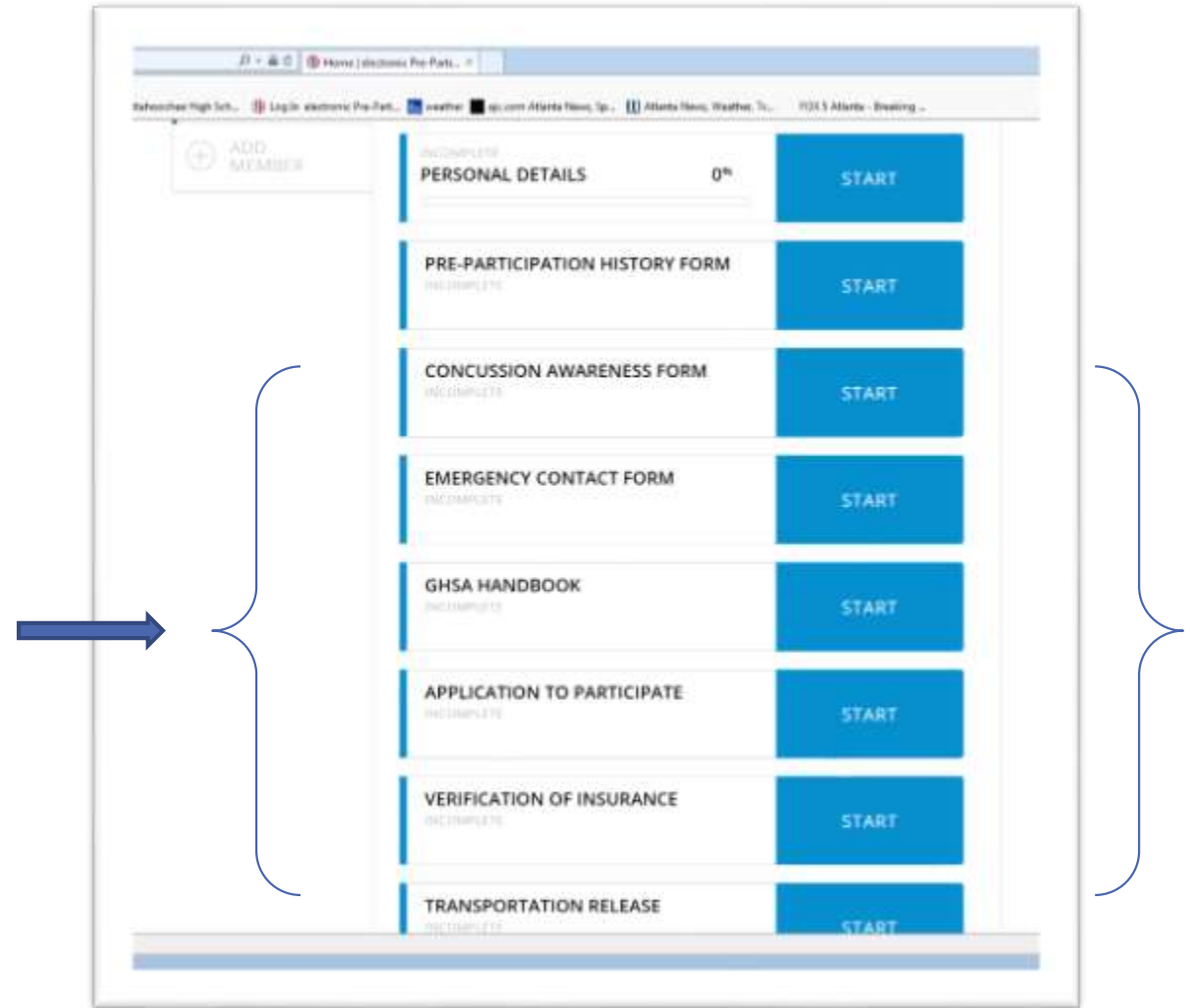


The screenshot shows a web browser window with a navigation bar at the top containing the text "Home | electronic Pre-Part...". Below the navigation bar is a sidebar with a button labeled "ADD MEMBER" and two blue arrows pointing to the right. The main content area displays a list of forms, each with a status indicator and a "START" button. The forms listed are:

Form Name	Status	Action
PERSONAL DETAILS	INCOMPLETE	START
PRE-PARTICIPATION HISTORY FORM	INCOMPLETE	START
CONCUSSION AWARENESS FORM	INCOMPLETE	START
EMERGENCY CONTACT FORM	INCOMPLETE	START
GHSA HANDBOOK	INCOMPLETE	START
APPLICATION TO PARTICIPATE	INCOMPLETE	START
VERIFICATION OF INSURANCE	INCOMPLETE	START
TRANSPORTATION RELEASE	INCOMPLETE	START

# Complete the remaining forms

- Concussion Awareness
- Emergency Contact Form
- GHSA Handbook Receipt
- Application to Participate
- Verification of Insurance
- Transportation Release

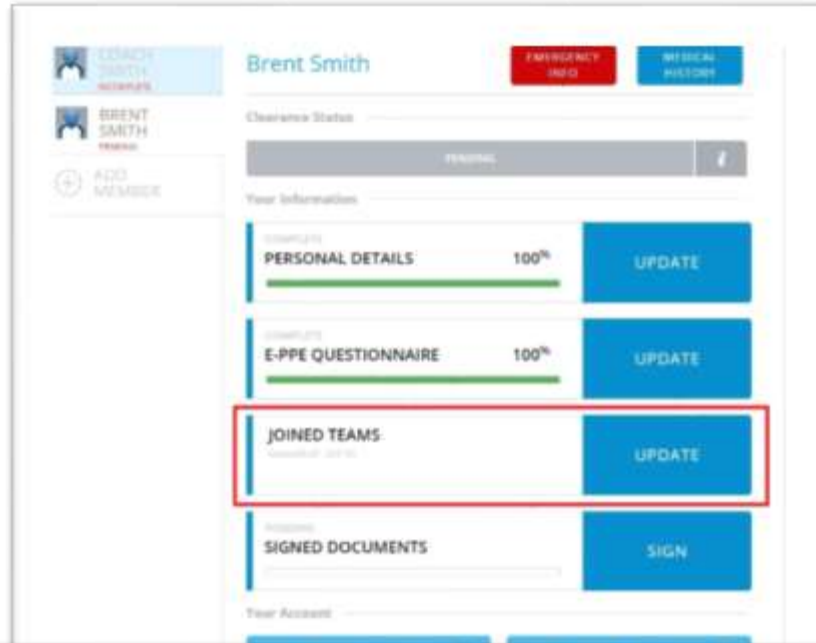


# Join your Team



Select your team, so that your coach can access your information.

Players will not be cleared to participate until they have joined a team.

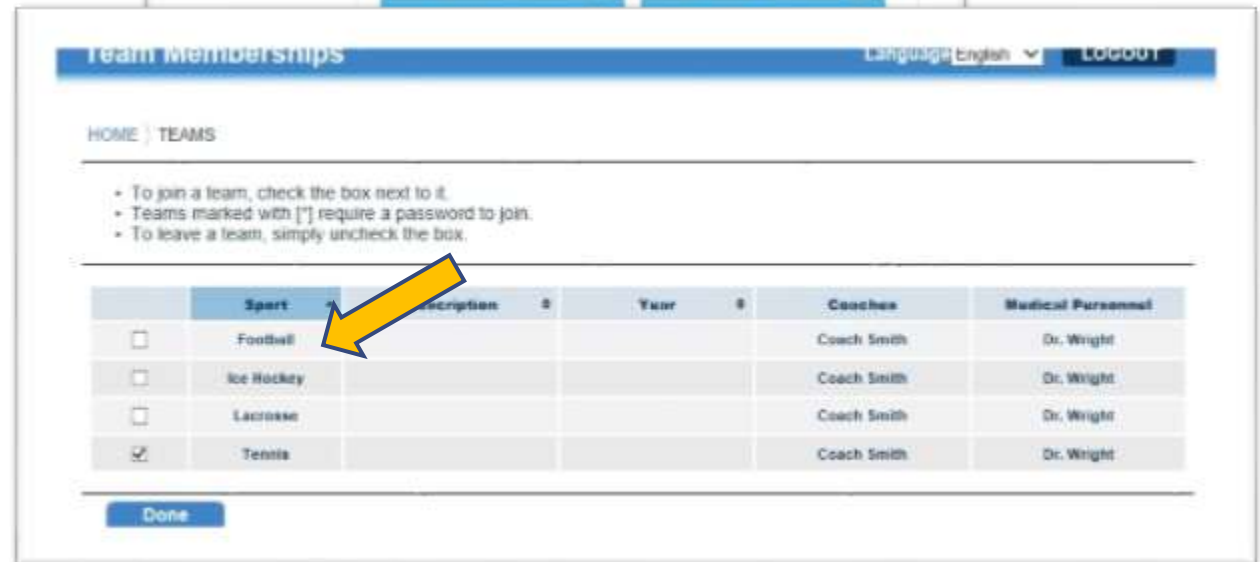


**Brent Smith** [EMERGENCY INFO] [MEDICAL HISTORY]

Clearance Status: **PERMITS**

Your Information:

- PERSONAL DETAILS 100% [UPDATE]
- E-PPE QUESTIONNAIRE 100% [UPDATE]
- JOINED TEAMS** [UPDATE]
- SIGNED DOCUMENTS [SIGN]



**Team Memberships** Language: English [Logout]

HOME | TEAMS

- To join a team, check the box next to it.
- Teams marked with [\*] require a password to join.
- To leave a team, simply uncheck the box.

	Sport	Description	Year	Coaches	Medical Personnel
<input type="checkbox"/>	Football			Coach Smith	Dr. Wright
<input type="checkbox"/>	Ice Hockey			Coach Smith	Dr. Wright
<input type="checkbox"/>	Lacrosse			Coach Smith	Dr. Wright
<input checked="" type="checkbox"/>	Tennis			Coach Smith	Dr. Wright

[Done]

# Sign the forms

Parents will need to create an electronic signature and sign all forms.

Players will also have to login , create a signature and sign all forms.

Forms are locked and dated, once signed.



# Player Account & Signature

Player must register for a separate account,

With a separate email address.

Player must also sign forms online.

### CREATE YOUR ACCOUNT

First Name\*

Last Name\*

Email Address\*

Enter your role\*  ?

Password\*  ?

Confirm Password\*

I have read and agree to the Terms of Use.

# Print your Pre-Participation History Form

Bring this form with you to our  
team physical day.

Or, take this form to your personal physician.



A screenshot of a web application user profile page for Brent Smith. The page is divided into several sections. At the top left, there are two profile cards: one for 'COACH SMITH' with a 'COMPLETE' status and one for 'BRENT SMITH' with a 'PENDING' status. Below these is an 'ADD MEMBER' button. The main profile section for Brent Smith shows a 'Clearance Status' of 'PENDING'. Under 'Your Information', there are four rows: 'PERSONAL DETAILS' (100% complete, UPDATE button), 'E-PPE QUESTIONNAIRE' (100% complete, UPDATE button), 'JOINED TEAMS' (SUMMER 2019, UPDATE button), and 'SIGNED DOCUMENTS' (PENDING, SIGN button). At the bottom, under 'Your Account', there are four buttons: 'MANAGE TEAMS', 'PRINT DOCUMENTS' (highlighted with a red box), 'MANAGE DOCUMENTS', and 'MANAGE ACCOUNT'. The 'EMERGENCY INFO' and 'MEDICAL HISTORY' buttons are located at the top right of the profile section.

# Upload

Insurance Card

Physician's Exam

Physician's Clearance

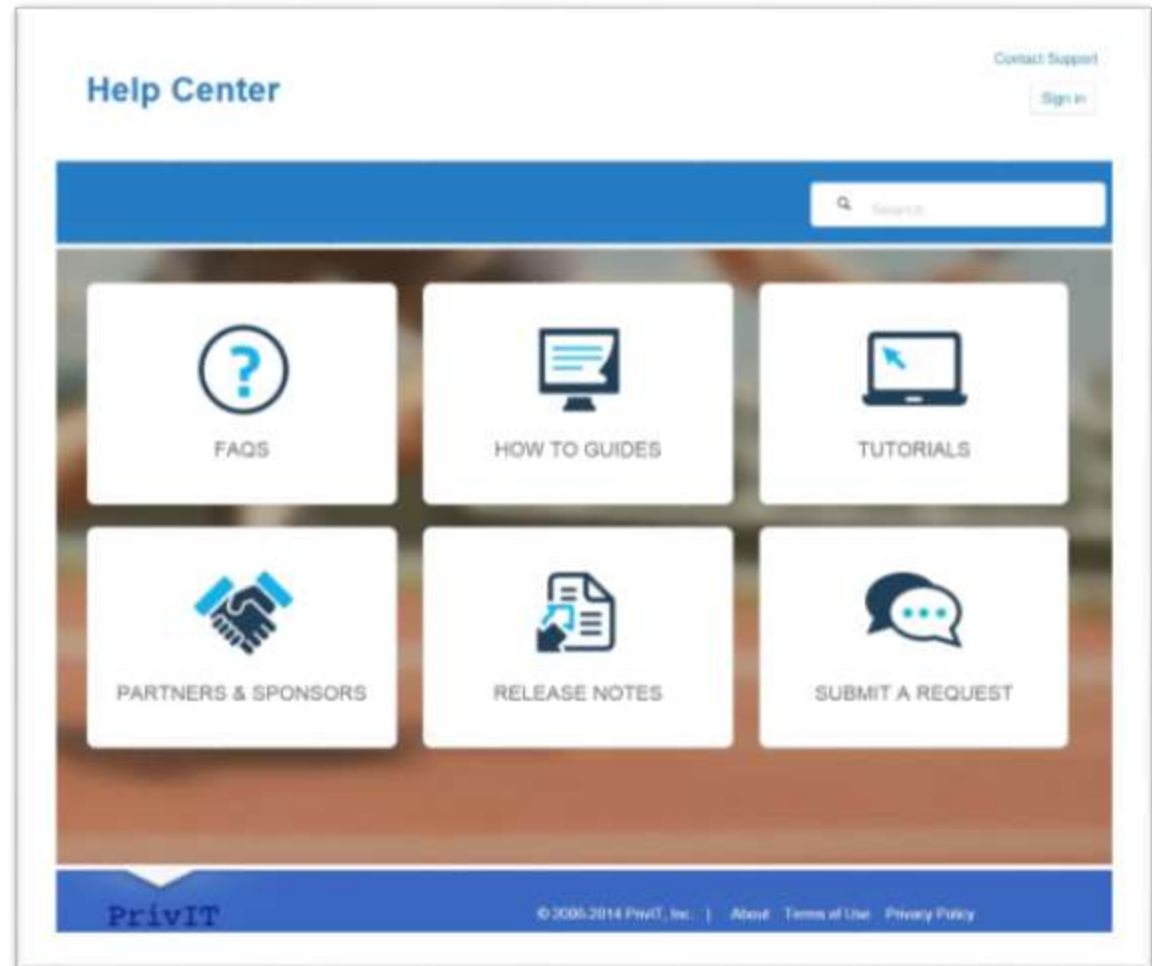
A screenshot of a user profile page for Brent Smith. The page includes navigation buttons for 'EMERGENCY INFO' and 'MEDICAL HISTORY'. Under 'Clearance Status', there is a 'WELCOME QUESTIONNAIRE' button. The 'Your Information' section contains three items: 'PERSONAL DETAILS' (0% complete, with a 'START' button), 'NOT AVAILABLE EX-PRO QUESTIONNAIRE' (0% complete, with a 'NOT AVAILABLE' button), and 'JOINED TEAMS' (with an 'UPDATE' button). The 'Your Account' section has three buttons: 'MANAGE TEAMS', 'MANAGE DOCUMENTS' (highlighted with a red box), and 'MANAGE ACCOUNT'. At the bottom, there is a 'DELETE PROFILE' button.A screenshot of the 'Upload Document' form. It features a 'Document\*' field with a file selection icon, a 'Document Type\*' dropdown menu (highlighted with a red box and containing the text 'Select Document Type'), and a 'Comment' text area. At the bottom, there are 'UPLOAD' and 'CANCEL' buttons.A screenshot of a document management page. It shows a table with columns for 'ACTION', 'DOCUMENT TYPE', 'ORGANIZATION', 'ISSUED ON', and 'ISSUE'. Below the table, a message states 'You haven't uploaded any documents yet.' and a 'DONE' button is visible. An 'UPLOAD DOCUMENT' button is highlighted with a red box in the top right corner.



# Where to get Help

## Privit Help Center:

- Online FAQ
- How To Guides
- Video Tutorials
- Email Request
  - Create a new Help Center Password
- **1-800-234-HELP (2357)**
  - M-F, 8am-5pm ET



# Don't forget to complete the Trainer/Emory Forms

The Trainer/Emory Forms are NOT on Privit, at this time.



- A packet of .pdf forms is available on:
  - [www.HoochFootball.net](http://www.HoochFootball.net)
  - Or
  - [www.Chattcougar.net](http://www.Chattcougar.net)

# If you do not have insurance

Fulton County Schools offers reasonably  
priced Student Insurance. Go to:

[www.HoochFootball.net](http://www.HoochFootball.net)

Or

[www.chattcougar.com](http://www.chattcougar.com)



2015-2016

## STUDENT ACCIDENT INSURANCE PLAN

If your child is injured, do you have  
accident medical coverage?

INSURANCE, ACCIDENT, MEDICAL, COVERAGE, PLAN, 2015-2016

# Clearance Status

Player status will show as pending until:

1. All your documents are showing as 100% complete and signed,
2. You have joined a team, &
3. The school administrator has cleared your player.

Player: BRENT JOE

COMPLETE	PERSONAL DETAILS	100%	UPDATE
COMPLETE	E-PPE QUESTIONNAIRE	100%	UPDATE
	JOINED TEAMS	crosscountry 0   tennis (2015-16) icehockey	UPDATE
PENDING	SIGNED DOCUMENTS		SIGN

Brent Joe

EMERGENCY INFO MEDICAL HISTORY

Clearance Status: **Status: Pending**

PENDING

# You are ready to play.

Clearance Status

---

CLEARED

