

# Add an iCal Feed to a Smart Phone

A calendar feed can be pulled from the SportsEngine website into a smart phone to keep track of events for a particular player.

**Step 1:** Navigate to a Calendar Page

**Step 2:** [Select the Tags that are only relevant to you](#)


**Step 3:** Select **Subscribe to iCal Feed** on the bottom of the Calendar

25	26	27	28	29	30
	<b>Apple Valley at Rosemount Irish</b> 4:59pm CDT Tag(s): Rosemount Apple Valley Teams South		<b>practice</b> 5:00pm-6:30pm CDT Tag(s): Rosemount <b>Practice</b> 6:00pm-7:30pm CDT Tag(s): Rosemount Home		

 Hide Tags

 Print Page

 Subscribe to RSS Feed

 **Subscribe to iCal Feed**

**Step 4:** Copy the iCal Feed Link

**Step 5:** [iPhone Users Select Here](#) or [Android Users Select Here](#) to continue.

## [iPhone Instructions:](#)

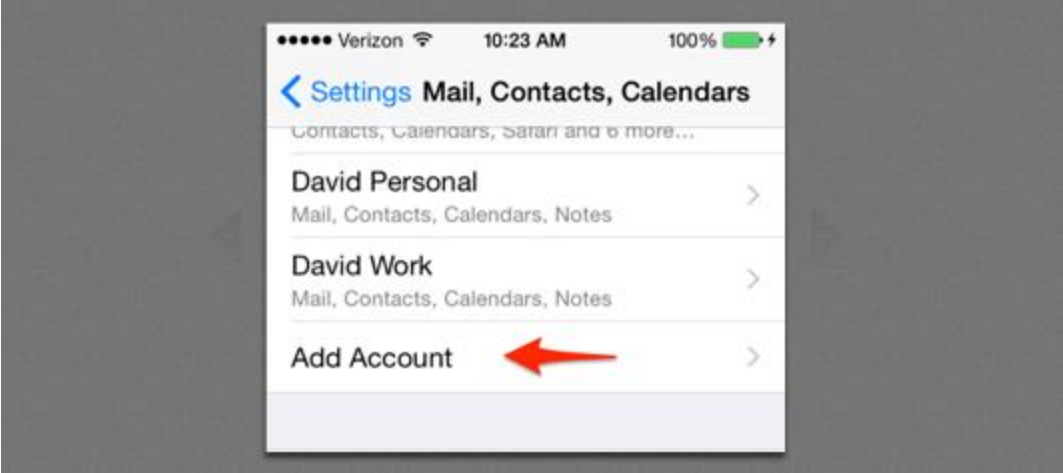
**Step 1:** Tap the Settings on your iOS device's Home screen.




**Step 2:** Select "Mail, Contacts, Calendars," then tap "Add Account" in the Accounts section.



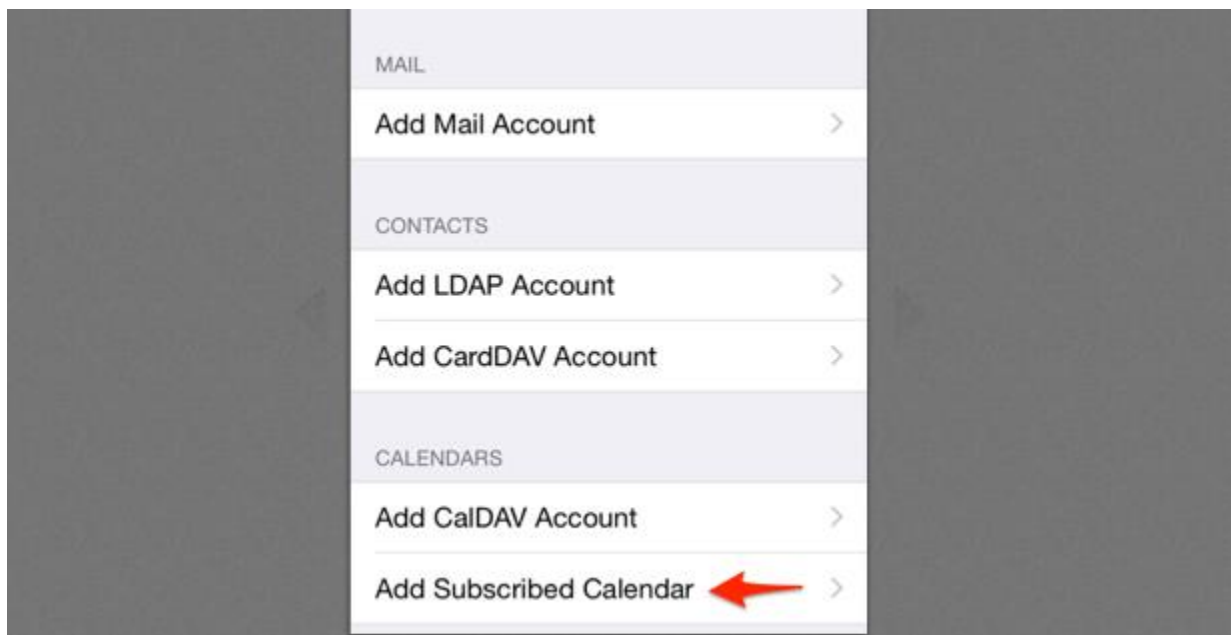
**Step 3:** Select Add Account



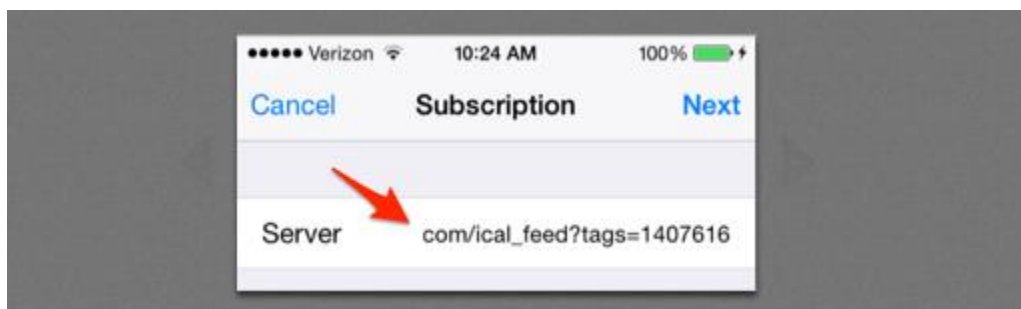
Step 4: Select "Other"



**Step 5:** Select "Add Subscribed Calendar"

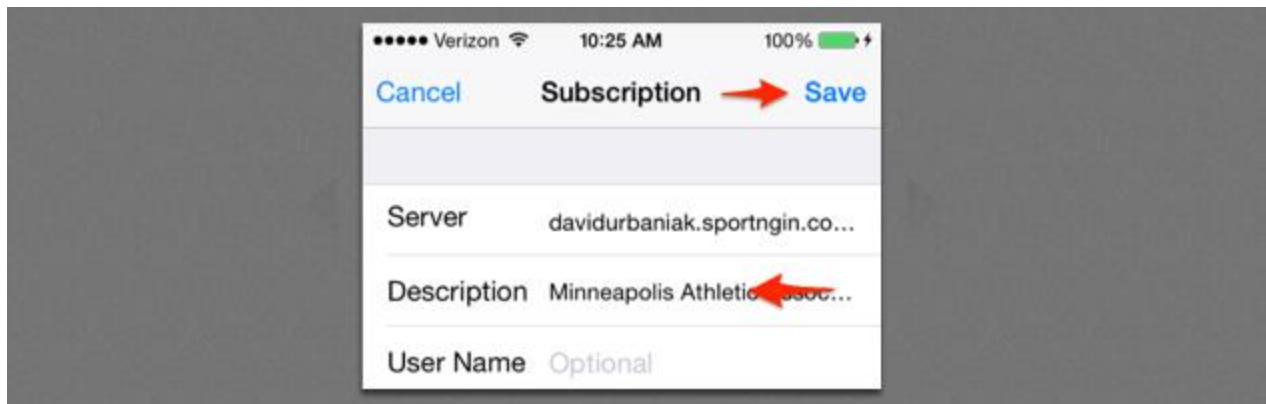


**Step 6:** Paste in iCal Link that was copied from the Calendar in to the Server Field

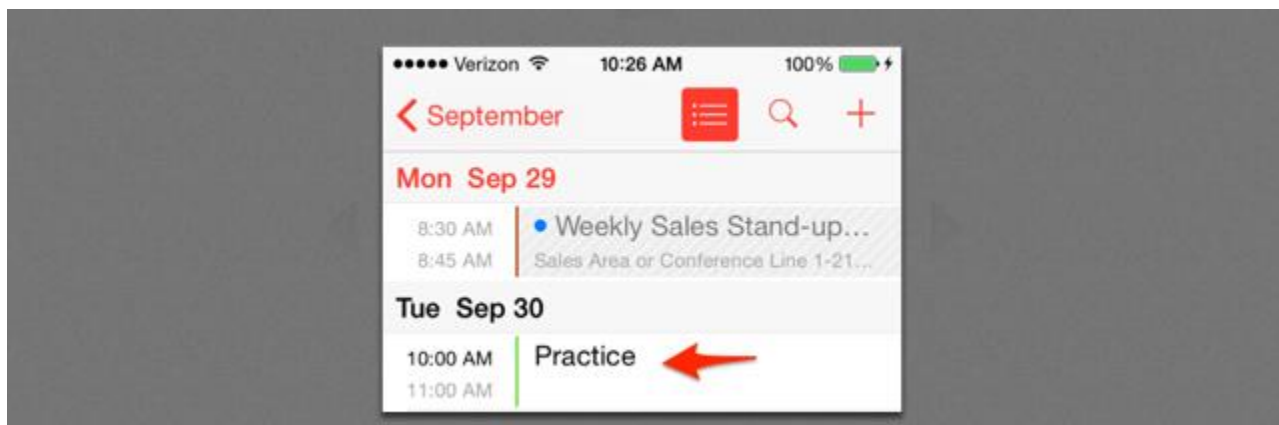


**Step 7:** Select "Next," then enter a name for the calendar in the Description field.

**Step 8:** Select "Save" to add the calendar to the Calendar app.



**Step 9:** View the Calendar



## Android Users Instructions:

**Note:** To add an iCal Feed to an Android phone, this must be done on a computer.

**Step 1:** Navigate to: [www.google.com/calendar/](http://www.google.com/calendar/)

**Step 2:** Log In to the Google Calendar that is used on your Android Phone

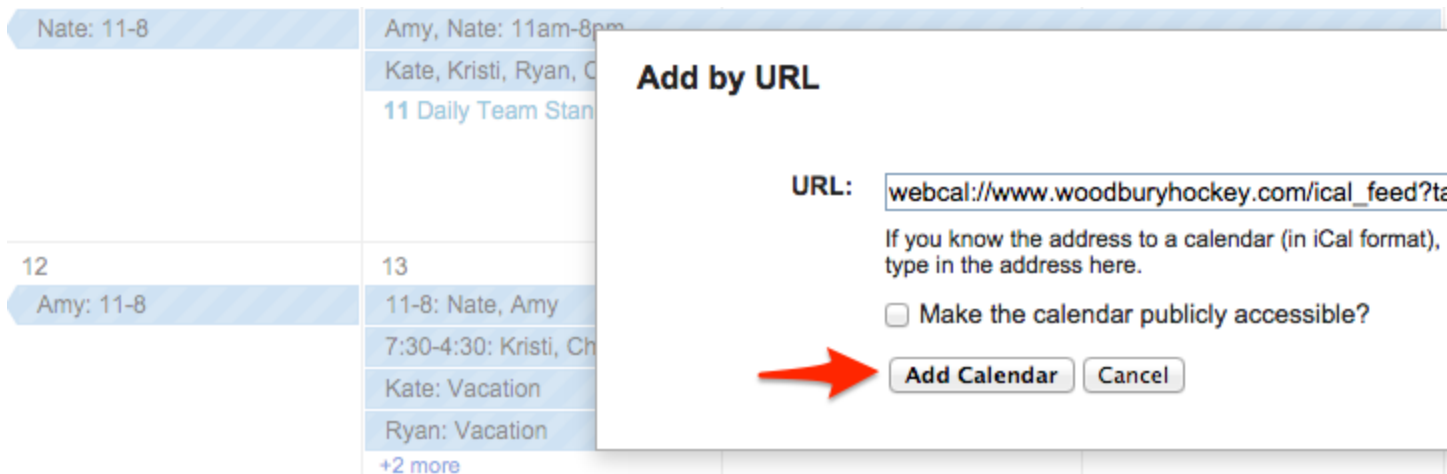
**Step 3:** Select Other Calendar

## Step 4: Select "Add by Url"

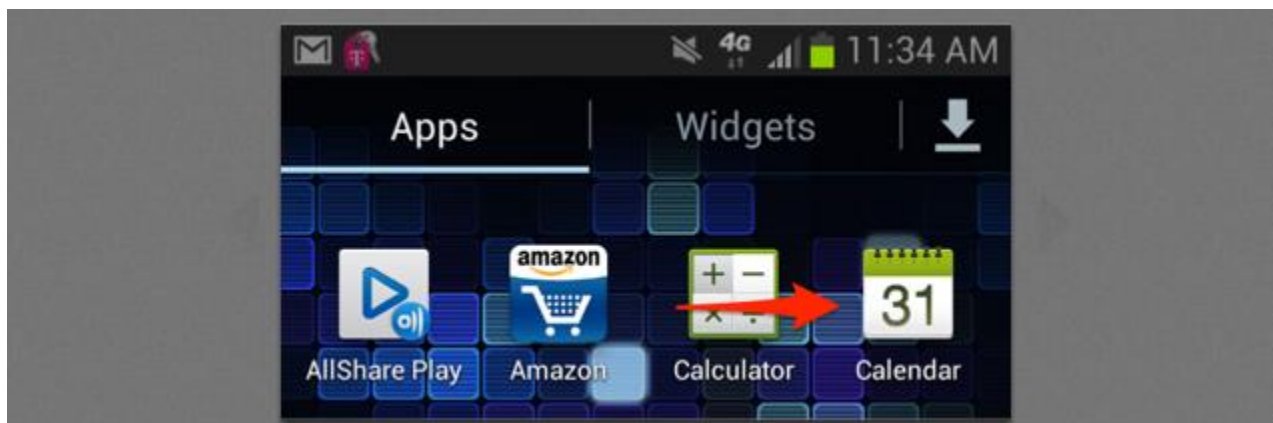
The screenshot displays a calendar application interface. On the left, there is a sidebar with a 'CREATE' button, a calendar for October 2014, and sections for 'My calendars' and 'Other calendars'. The main area shows a weekly view from Sunday to Tuesday. A dropdown menu is open over the 'Other calendars' section, listing several options: 'Add a coworker's calendar', 'Browse Interesting Calendars', 'Add by URL', 'Import calendar', and 'Settings'. Two red arrows point to the 'Add by URL' option and the 'Other calendars' dropdown arrow.

Sun	Mon	Tue
28 Kristi: 11am - 8pm	29 Kristi, Kate: 11am-8pm Amy, Nate, Ryan, Chris: 7:30am-4:30pm 11 Daily Team Standup	30
5 Nate: 11-8	6 Amy, Nate: 11am-8pm Kate, Kristi, Ryan, Chris: 7:30am-4:30pm 11 Daily Team Standup	7
12 Amy: 11-8	13 11-8: Nate, Amy 7:30-4:30: Kristi, Chris	14 7:30-4:30: Kristi, Kate, Chris Ryan: Vacation 11 Daily Team Standup
		21 1-8pm Ryan: 7:30am-4:30pm 11 Daily Team Standup
26	27	28

## Step 5: Paste in iCal Link that was copied from the Calendar



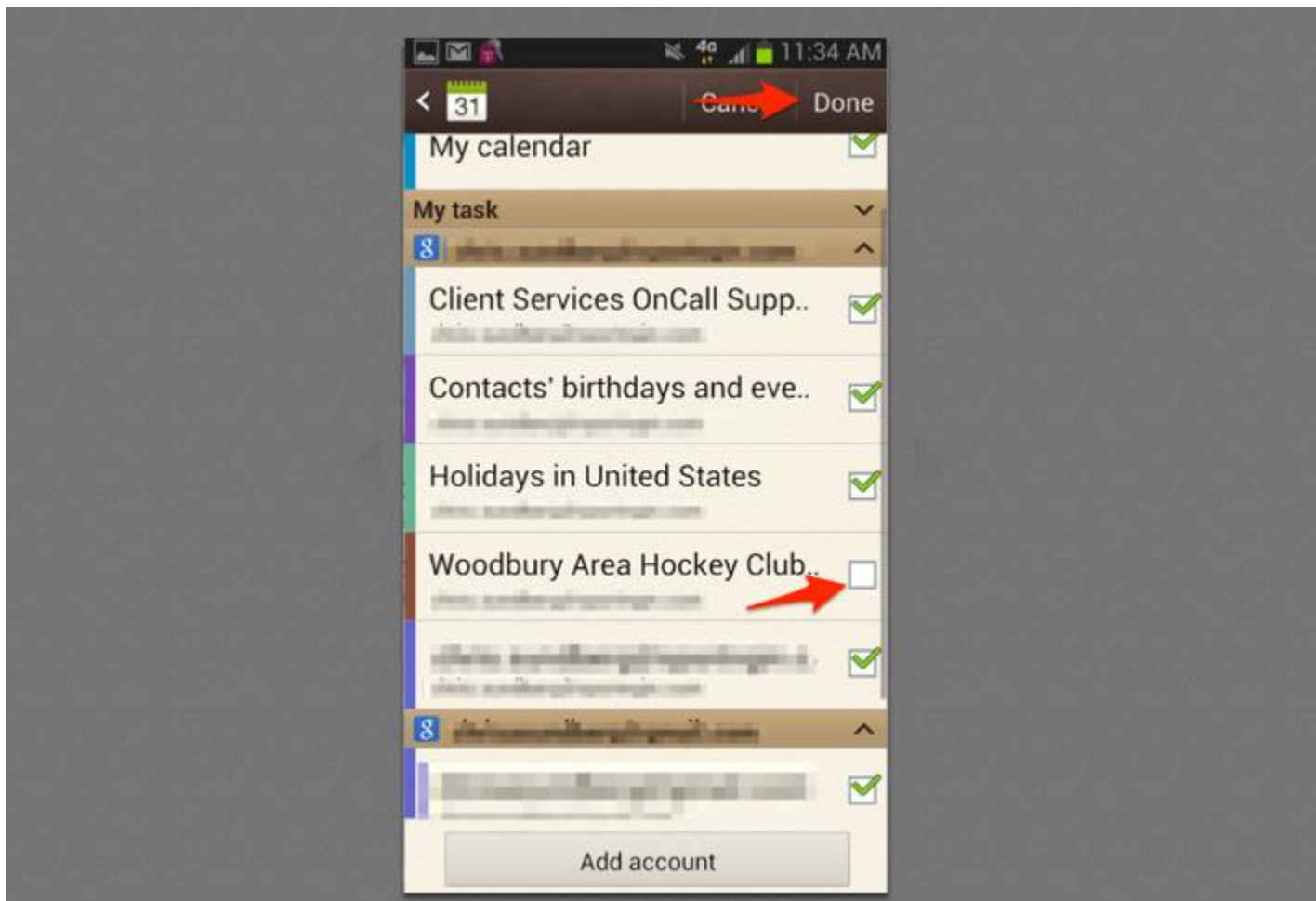
**Step 6:** Open up the Calendar on your Android Phone



**Step 7:** Select Calendars



**Step 8:** Select the Calendar you would like to View and Done



**Step 9:** View New Event

