

Softball Field Set-Up  
Parent Volunteer and Directions

\*Please note- coaches will be to the field early to unlock the shed

1) Bases (In the Shed)

Get bases from inside the shed

- a single base for 2<sup>nd</sup> and 3<sup>rd</sup>
- a double base for 1<sup>st</sup> – put the orange base in foul territory
- put all plugs in one of the dugouts for after the game

2) Rakes (In the Shed)

Rake up the infield, so that it is smooth and holes filled in

- pay special attention to the mound, home plate area and bases/base paths
- if the field is wet in spots, put down some diamond dry and rake it in to dry it up

3) Pitcher's Rubber (In the coach's bag)- Only measured/placed for 8U, 10U and 12U

- 8U and 10U is 35 feet from the back corner of home plate- use hammer to nail in place
- 12U is 40 feet from the back corner of home plate- use hammer to nail in place
- 14U and 16U use the regulation distance of 43 feet which are already in the ground

4) Chalk (In the Shed)

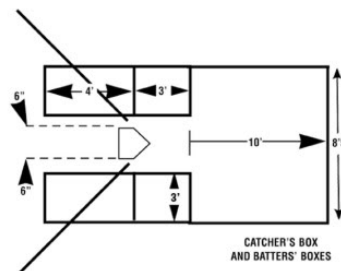
a) chalk the batter's boxes. They measure 3 x 7 feet each and are 6 inches off the plate. Chalk the catchers box as well. Use the metal template (along the fence- JV Field)

See Diagram 1.

b) chalk the baselines from the back edge of home plate, down the foul lines over the outside edge of the white base at first and third, extending all the way to the outfield grass. (Use the string to anchor in place to help run a straight line)

See Diagram 1.

DIAGRAM 1



c) chalk the pitcher's circle- see Diagram 2

- 8 foot radius (16 foot diameter)
- measured from the center of the rubber

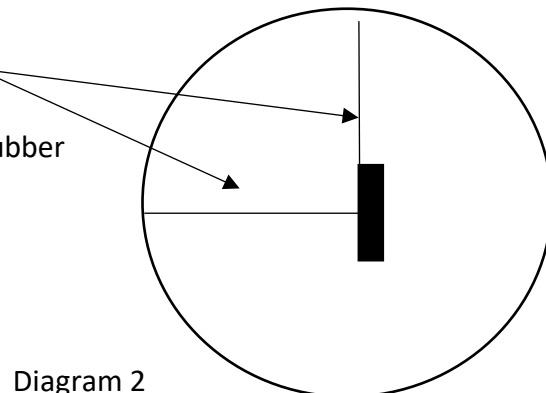


Diagram 2

Softball Field Set-Up  
Parent Volunteer and Directions

d) chalk the runner's lane- 30 feet long, starting half way to first, running parallel to the foul line and be about 30 inches off the line

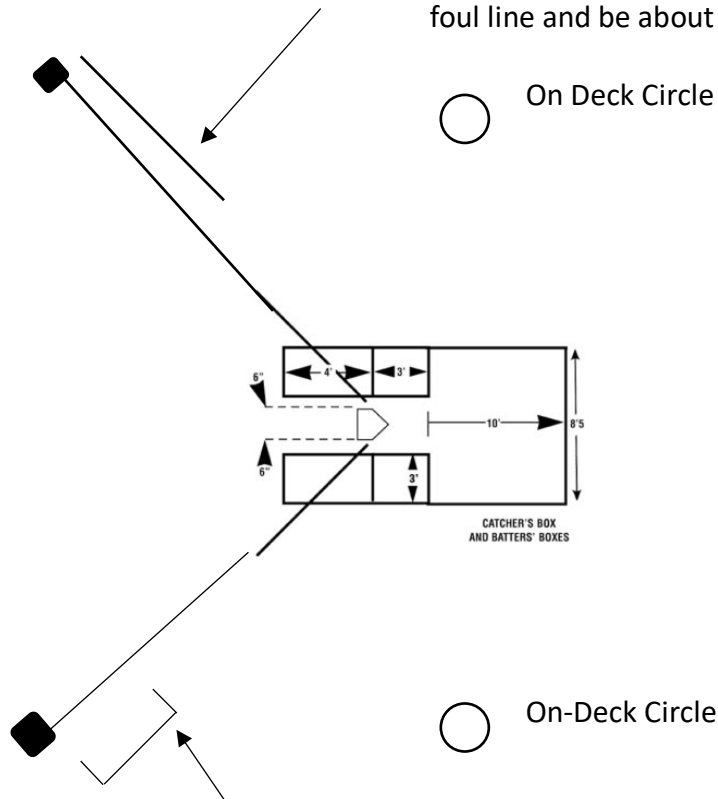


Diagram 3

e) chalk the coach's boxes- 1<sup>st</sup> and 3<sup>rd</sup> base sides  
-Roughly 15 feet long by 3 feet wide

f) chalk the on-deck circles  
-2 ½ foot radius (5 foot diameter)

5) Post-Game

- Put bases back in shed and plug the holes
- Rake up the field, filling in holes and put rakes away
- Use a hammer to pull the nails out of the pitcher's rubber and put the hammer, nails and pitcher's rubber in coach's bag
- Pick up the dugouts and throw all trash away

If you sign up for field prep:

- please be there 1 hour before the game to set up
- stay around for half an hour after the game to clean up
- touch up the field between games as needed

Each night will count for 2 ½ hours of volunteer time  
2 games fulfill your volunteer requirement  
2 families per night can volunteer