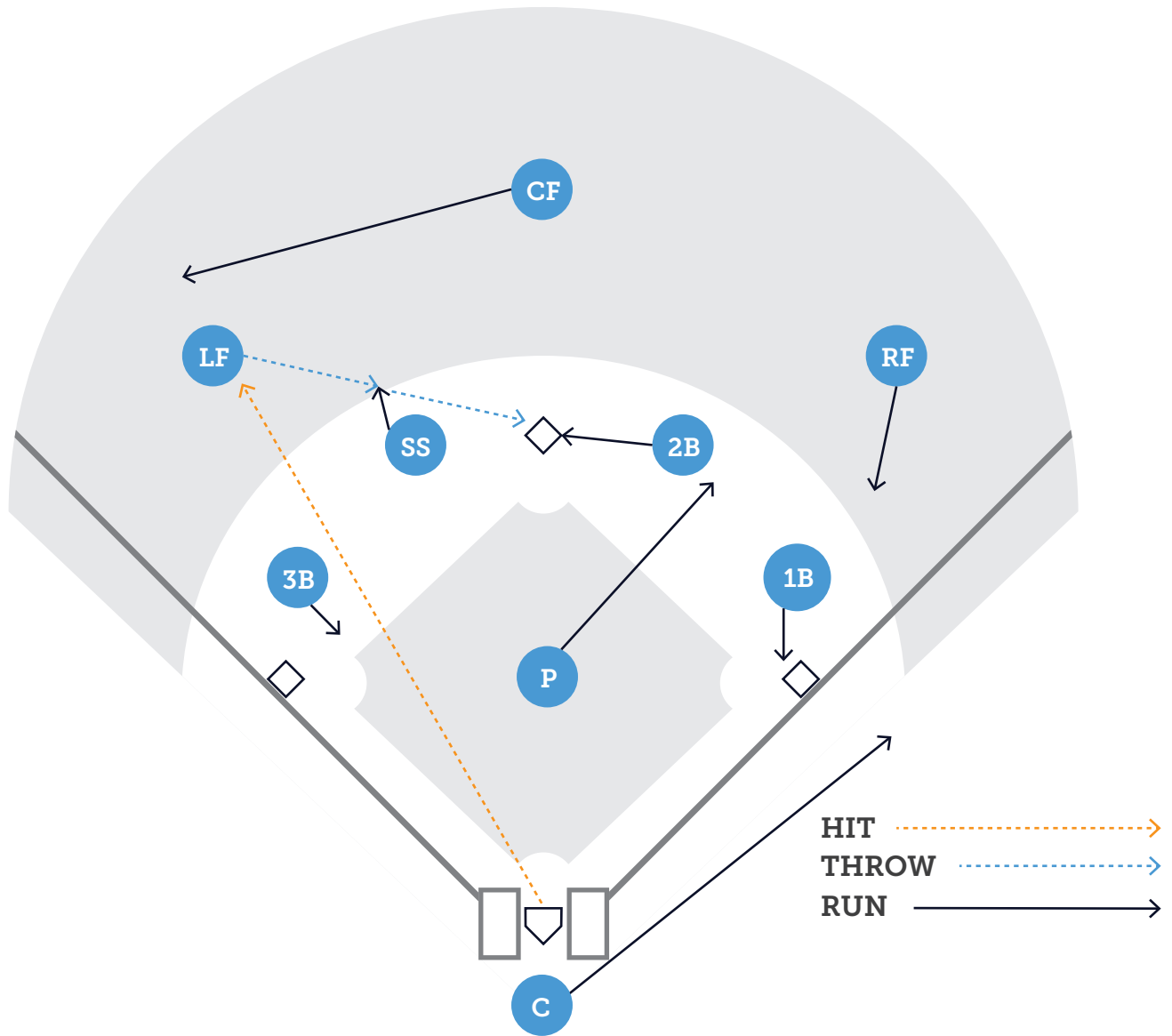
A blue-tinted photograph of several baseball players in a dugout, viewed from behind. They are wearing uniforms and caps, and are looking out towards a chain-link fence. The scene is dimly lit, with the primary light source being the blue tint of the image.

BASEBALL CUTOFF & BACKUP RESPONSIBILITIES **GUIDE**



spiderselite.com

HIT: Single to left
RUNNERS: None



P: Back up the throw to second base.

C: Back up a potential throw to first base.

1B: Be prepared for either an overthrow to second or a throw back to first.

2B: Cover second base.

3B: Don't stray too far from third base. Be prepared for either a deflection or the need to cover third.

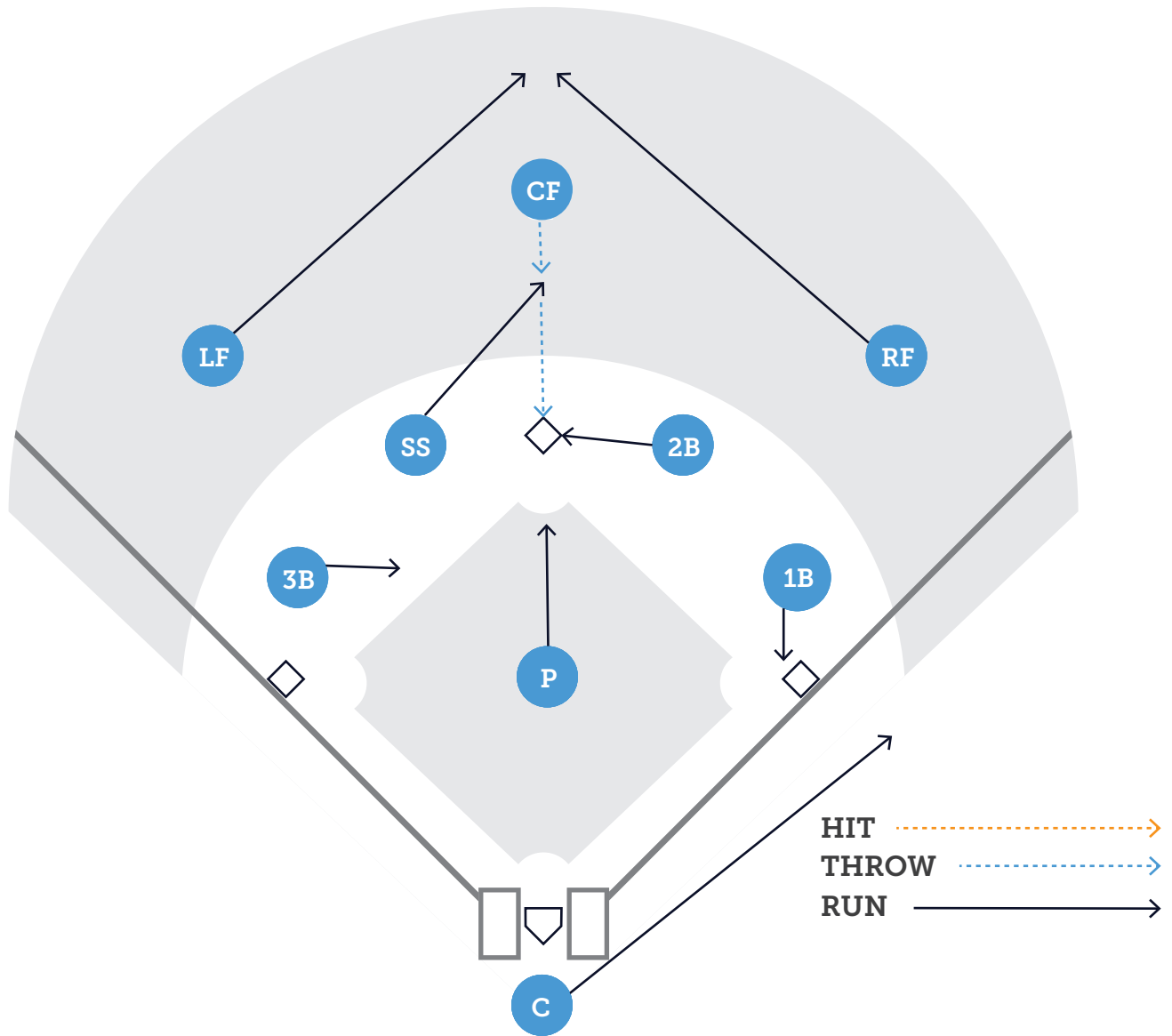
SS: Be the cutoff man between the left fielder and second base.

LF: Charge the ball and get it in quickly to either the cutoff man or second base.

CF: Back up the left fielder so that if the ball gets by him, you are there.

RF: Back up the throw going in to second base.

HIT: Single to center
RUNNERS: None



P: Back up the throw to second base.

C: Back up a potential throw to first base.

1B: Be prepared for either an overthrow to second or a throw back to first.

2B: Cover second base.

3B: Don't stray too far from third base. Be prepared for either a deflection or the need to cover third.

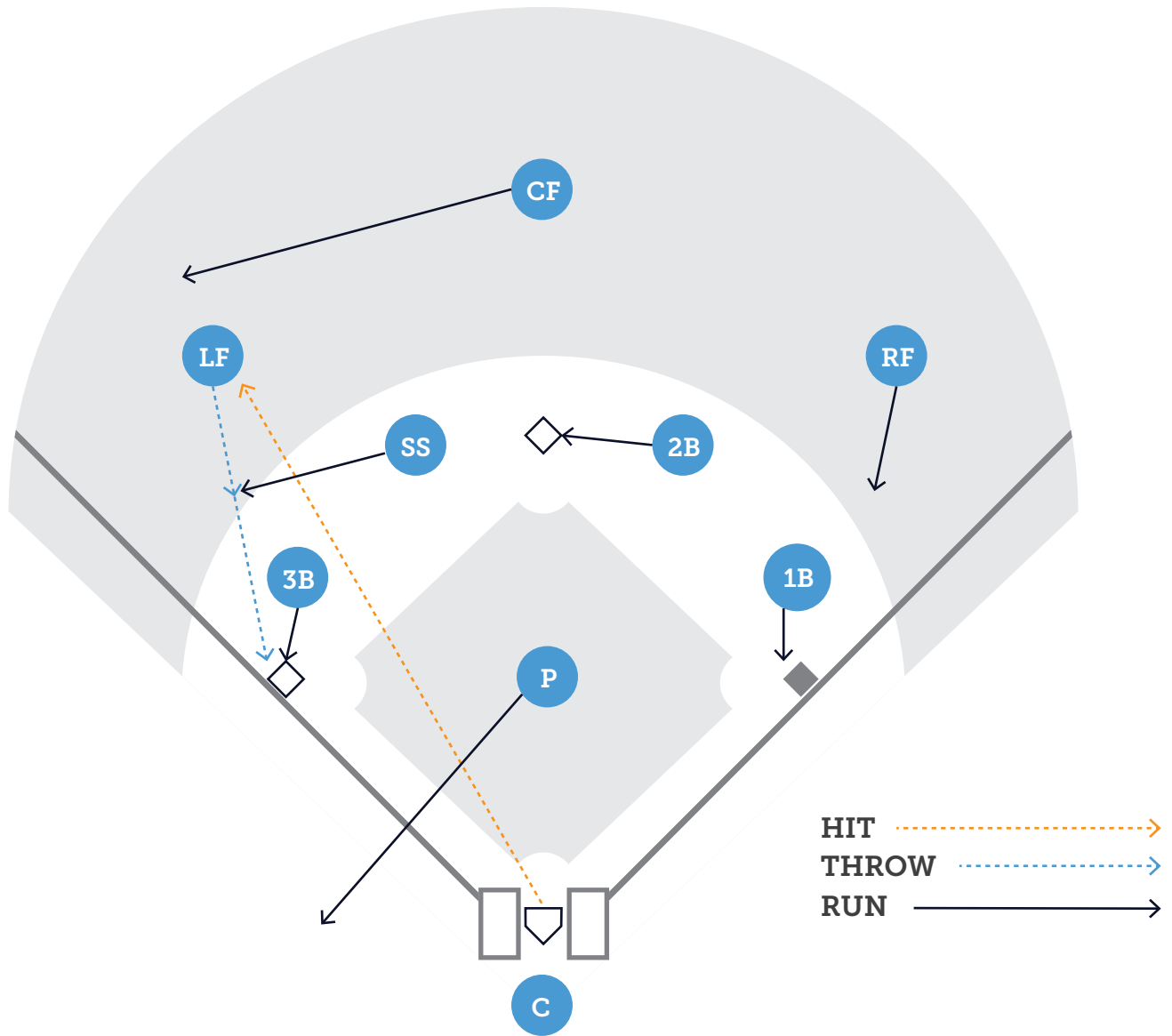
SS: Be the cutoff man between the center fielder and second base.

LF: Back up the center fielder so that if the ball gets by him, you are there.

CF: Charge the ball and get it in quickly to either the cutoff man or second base.

RF: Back up the center fielder so that if the ball gets by him, you are there.

HIT: Single to left
RUNNERS: 1B only



P: Move into foul territory and back up the throw to third base.

C: Remain home.

1B: Be prepared for a throw back to first.

2B: Cover second base in the event the runner retreats.

3B: Cover third base.

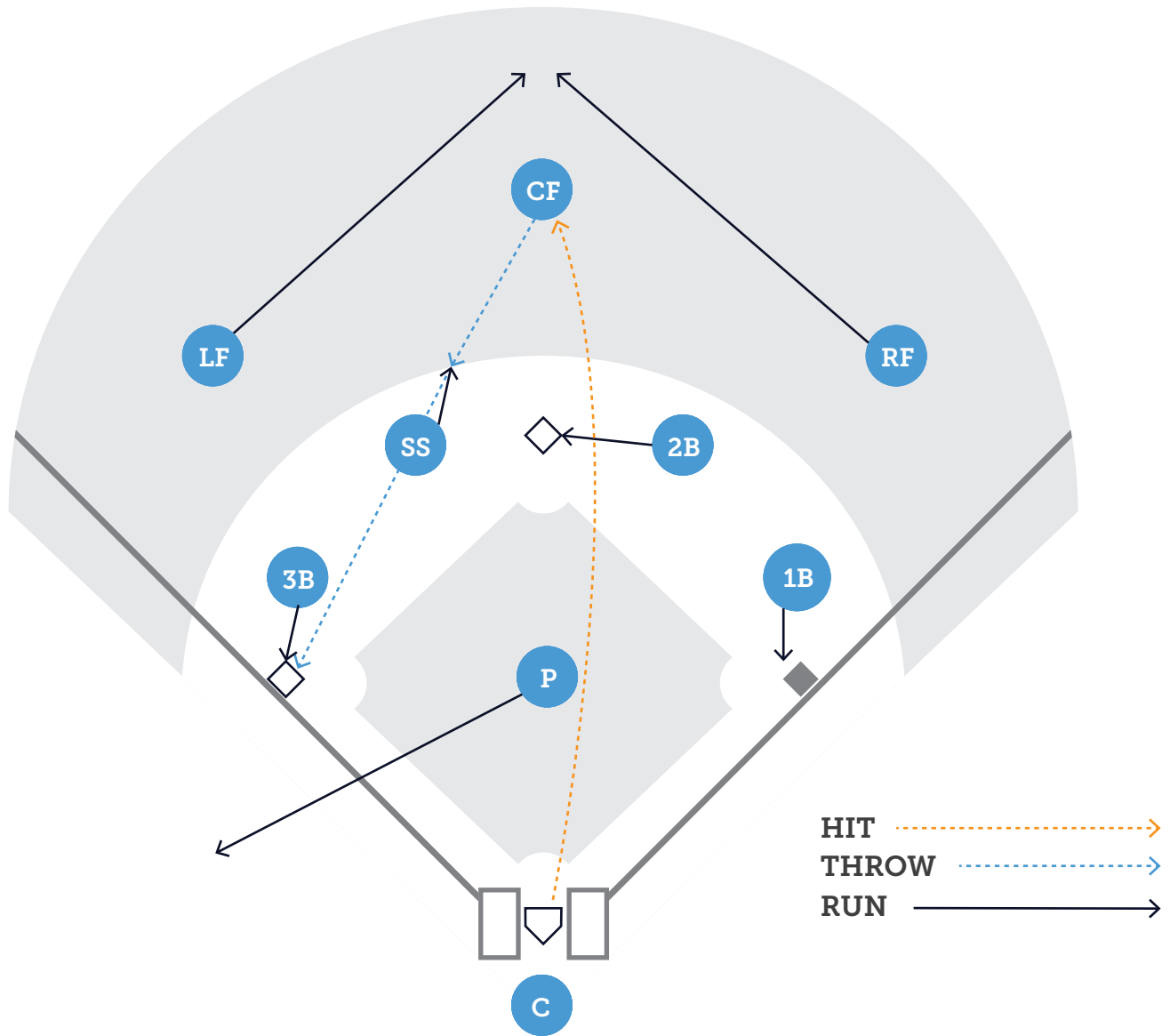
SS: Be the cutoff man between the left fielder and third base.

LF: Charge the ball and get it in quickly and make a strong throw to either the cutoff man or third base.

CF: Back up the left fielder so that if the ball gets by him, you are there.

RF: Back up the area behind second base in case of a throw to second and deflection.

HIT: Single to center
RUNNERS: 1B only



P: Move into foul territory and back up the throw to third base.

C: Remain home.

1B: Be prepared for a throw back to first.

2B: Cover second base in the event the runner retreats.

3B: Cover third base.

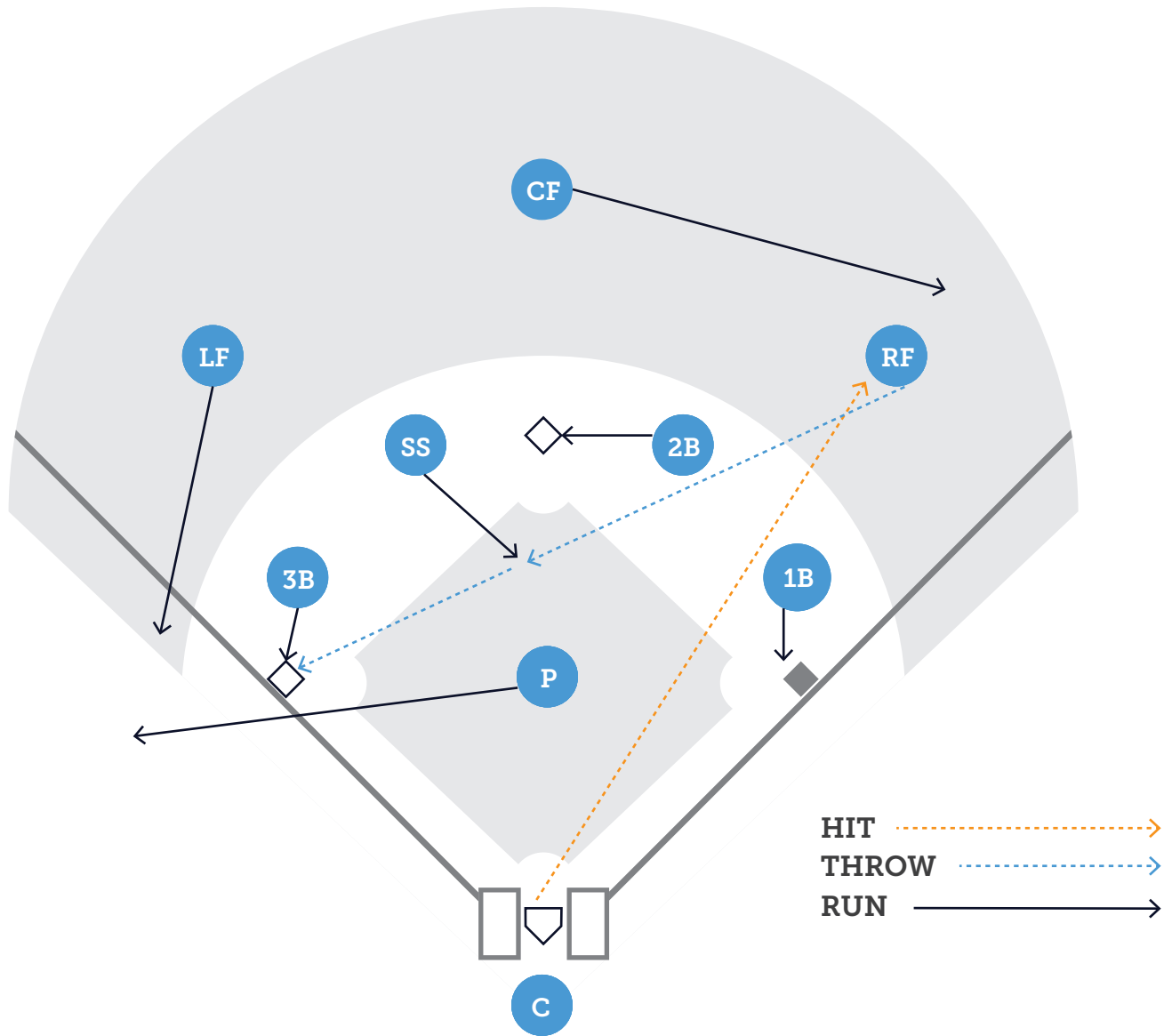
SS: Be the cutoff man between the center fielder and third base.

LF: Back up the center fielder so that if the ball gets by him, you are there.

CF: Charge the ball and make a strong throw to either the cutoff man or third base.

RF: Back up the center fielder so that if the ball gets by him, you are there.

HIT: Single to right
RUNNERS: 1B only



P: Move into foul territory to back up the throw to third base.

C: Remain home.

1B: Be prepared for a throw back to first.

2B: Cover second base in the event the runner retreats.

3B: Cover third base.

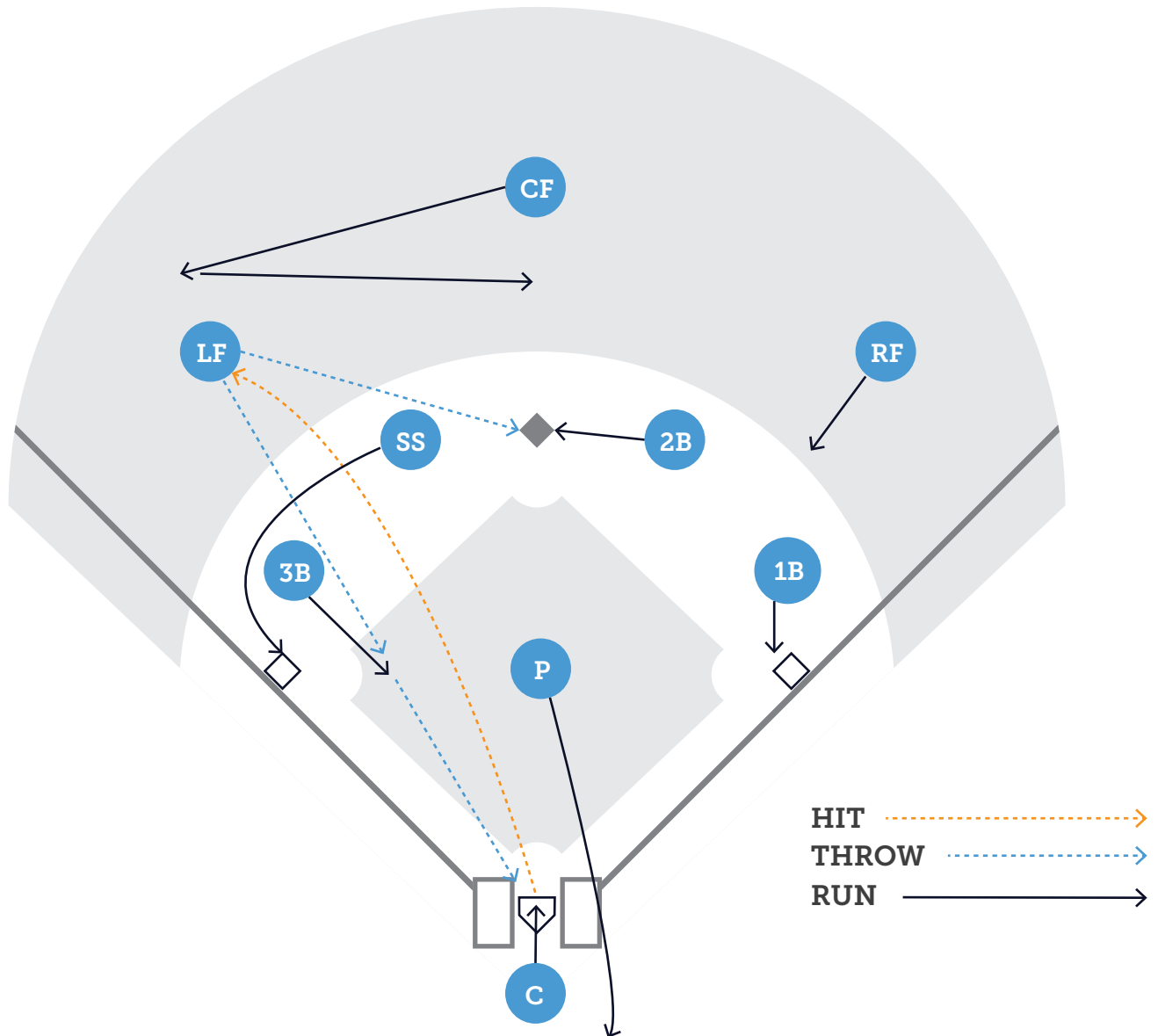
SS: Be the cutoff man between the right fielder and third base.

LF: Move into foul territory approaching third base to back up a throw to third.

CF: Back up the right fielder so that if the ball gets by him, you are there.

RF: Charge the ball and make a strong throw to either the cutoff man or third base.

HIT: Single to left
RUNNERS: 2B only



P: Move into foul territory behind the catcher to back up the throw home.

C: Remain home, ready for a throw to the plate. Be prepared for the batter to move from first to second on the throw.

1B: Be prepared for a throw back to first.

2B: Cover second base in the event the batter advances to second following a throw home.

3B: Be the cutoff man between the left fielder and home plate.

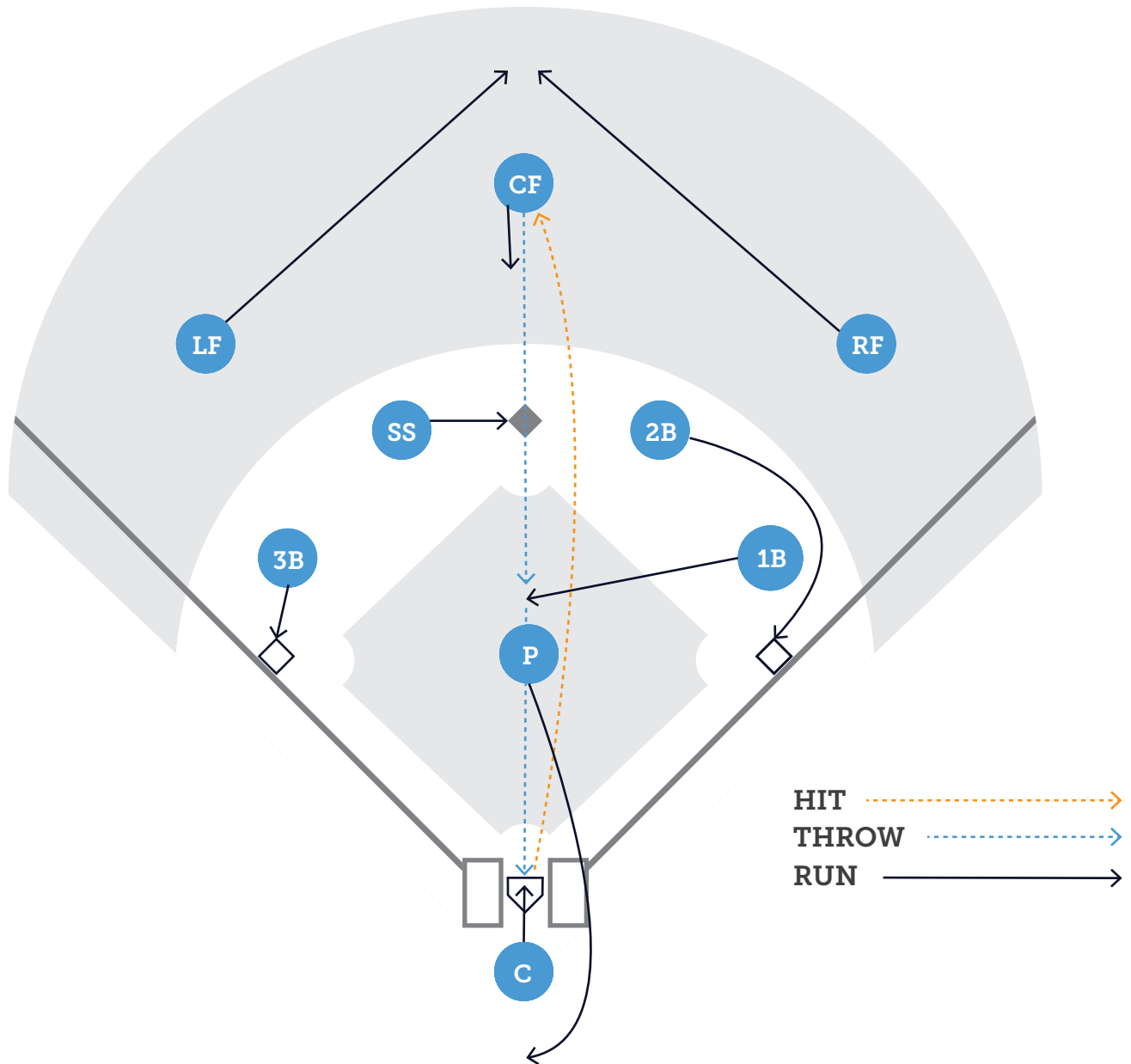
SS: Cover third base.

LF: Charge the ball and make a strong throw. If there is a play at home, make the throw to the plate. If the runner will score easily, throw to second base.

CF: Back up the left fielder on the hit. Once the throw is made, back up second base.

RF: Move into a potential backup position behind first or second base.

HIT: Single to center
RUNNERS: 2B only



P: Move into foul territory behind the catcher to back up the throw home.

C: Remain home, ready for a throw to the plate. Be prepared for the batter to move from first to second on the throw.

1B: Be the cutoff man immediately behind the mound between the center fielder and home plate.

2B: Cover first base. Be prepared for a possible throw from the cutoff man or the catcher.

3B: Cover third base. Be prepared for a throw to third if the runner retreats.

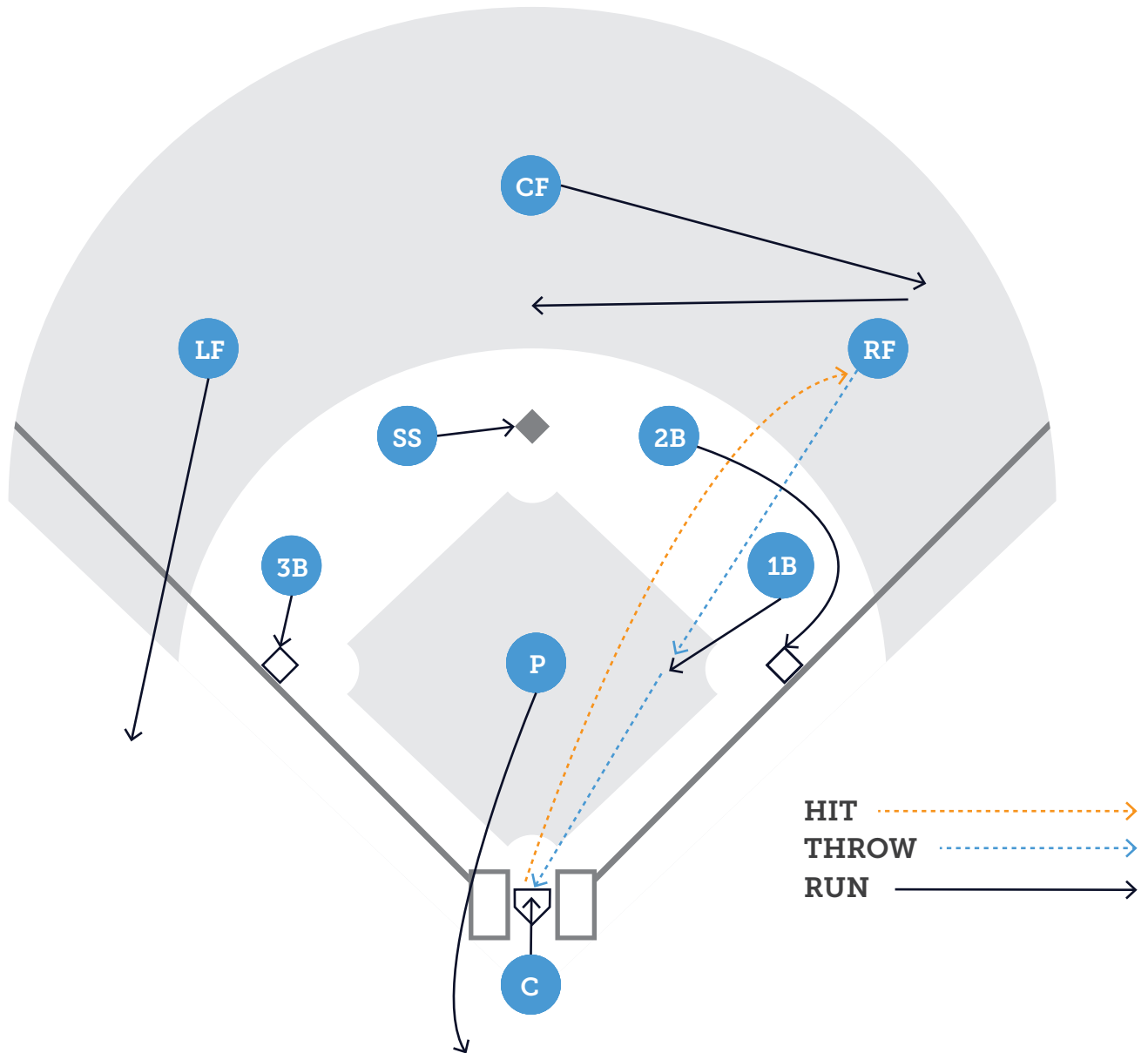
SS: Cover second base in the event the batter advances to second following a throw home.

LF: Back up the center fielder so that if the ball gets by him, you are there.

CF: Charge the ball and make a strong throw. If there is a play at home, make the throw to the plate. If the runner will score easily, throw to second base. Back up second following the throw.

RF: Back up the center fielder so that if the ball gets by him, you are there.

HIT: Single to right
RUNNERS: 2B only



P: Move into foul territory behind the catcher to back up the throw home.

C: Remain home, ready for a throw to the plate. Be prepared for the batter to move from first to second on the throw.

1B: Be the cutoff man between the right fielder and home plate.

2B: Cover first base. Be prepared for a possible throw from the cutoff man or the catcher.

3B: Cover third base. Be prepared for a throw to third if the runner retreats.

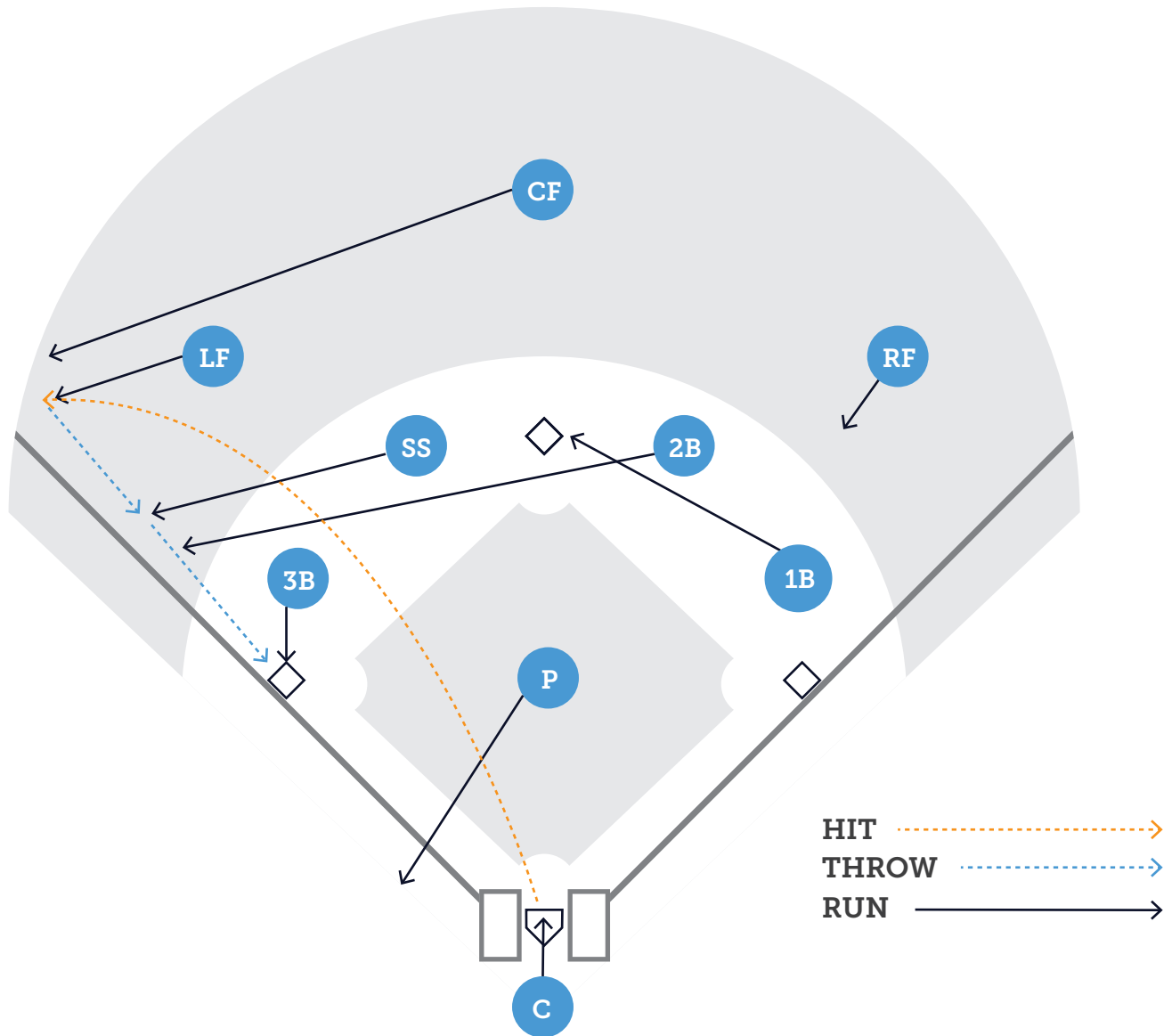
SS: Cover second base in the event the batter advances to second following a throw home.

LF: Move into foul territory approaching third base to back up a throw to third.

CF: Back up the right fielder on the hit. Back up second base after the throw.

RF: Charge the ball and make a strong throw. If there is a play at home, make the throw to the plate. If the runner will score easily, throw to second base.

HIT: Extra bases to left
RUNNERS: None or 1B open



P: Move into foul territory to back up a throw to third base.

C: Remain home, ready for a throw to the plate.

1B: Once it's a clear extra base hit and middle infielders break for the outfield, cover second base.

2B: If the ball gets by the outfielders, head for the outfield to be a second cutoff man to play anything that gets through the shortstop. Also communicate with the shortstop about the throw.

3B: Cover third base.

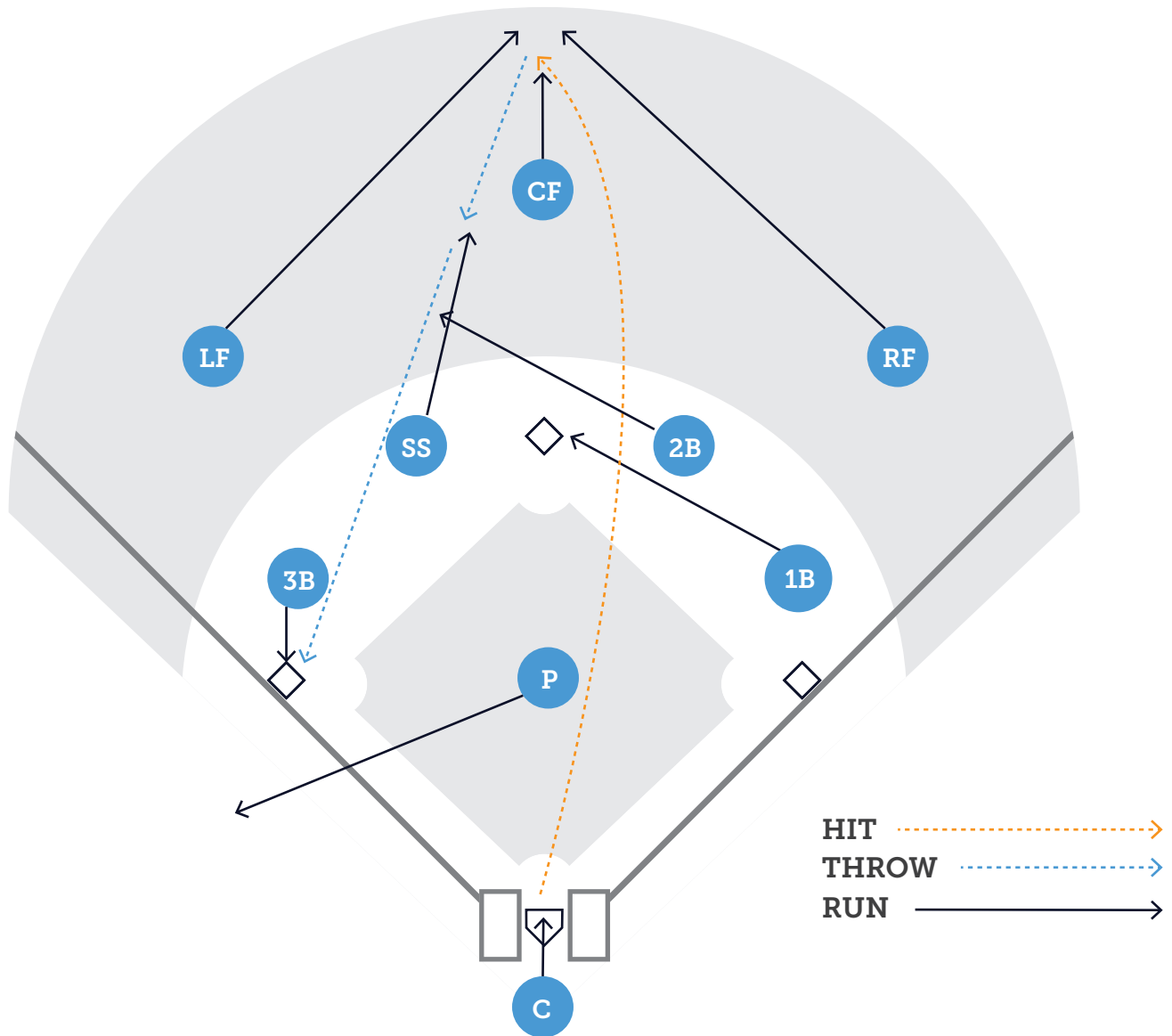
SS: If the ball gets by the outfielders, head for the outfield to be the first cutoff man to make a relay throw to third base.

LF: Attempt to cut off the ball before it gets by. Make a strong throw to the cutoff man to prevent the batter from advancing to third or to get the out.

CF: Back up the left fielder on the hit. Track the play to communicate where the throw will go.

RF: Back up second base in the event of a throw from the cutoff man.

HIT: Extra bases to center
RUNNERS: None or 1B open



P: Move into foul territory to back up a throw to third base.

C: Once it's a clear extra base hit, remain home, ready for a throw to the plate.

1B: Once it's a clear extra base hit and middle infielders break for the outfield, cover second base.

2B: If the ball gets by the outfielders, head for the outfield to be a second cutoff man to play anything that gets through the shortstop. Also communicate with the shortstop about the throw.

3B: Cover third base.

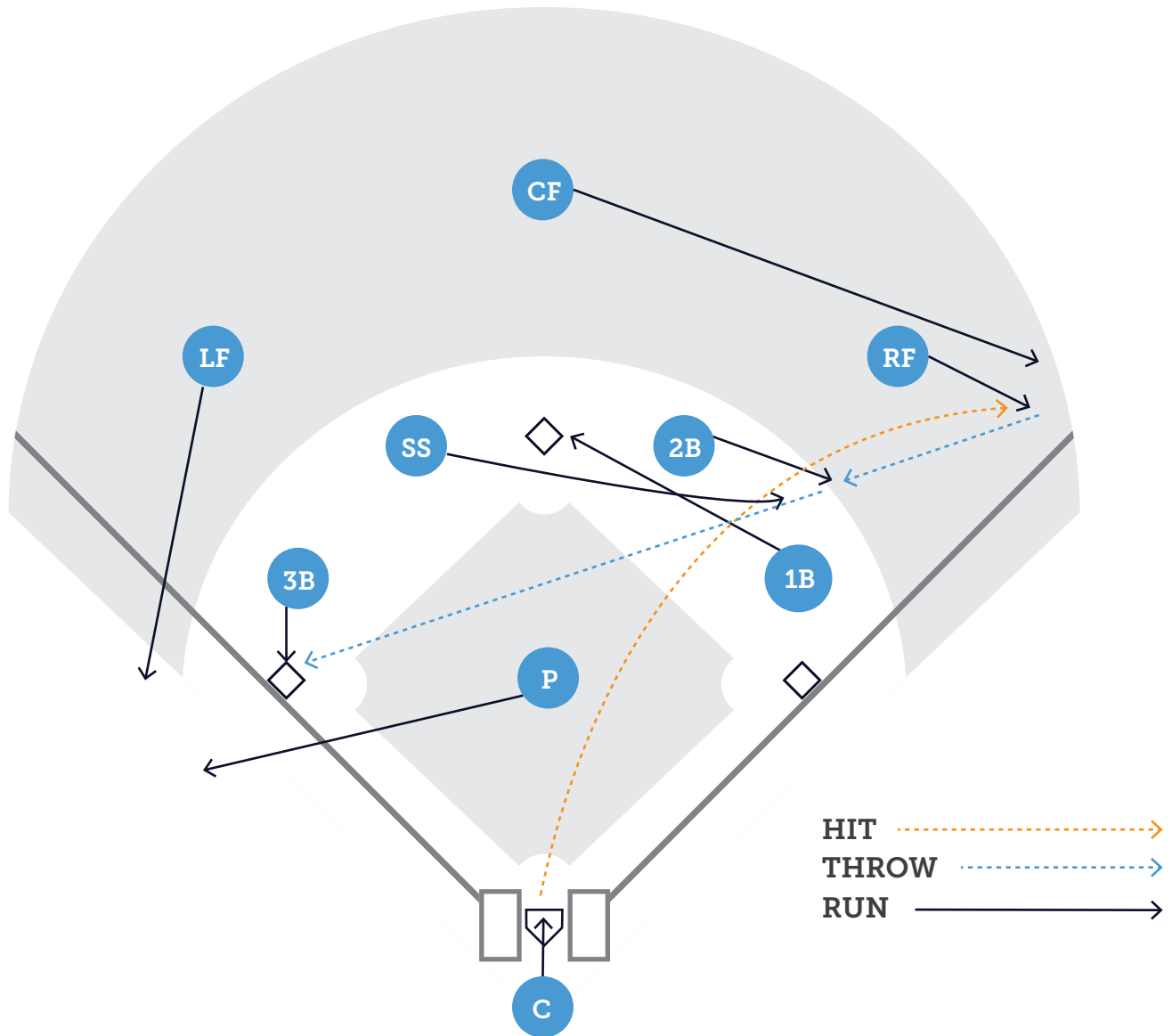
SS: If the ball gets by the outfielders, head for the outfield to be the first cutoff man to make a relay throw to third base.

LF: Back up the center fielder on the hit. Track the play to communicate where the throw will go.

CF: Attempt to cut off the ball before it gets by. Make a strong throw to the cutoff man to prevent the batter from advancing to third or to get the out.

RF: Back up the center fielder on the hit. Track the play to communicate where the throw will go.

HIT: Extra bases to right
RUNNERS: None or 1B open



P: Move into foul territory to back up a throw to third base.

C: Once it's a clear extra base hit, remain home, ready for a throw to the plate.

1B: Once it's a clear extra base hit and middle infielders break for the outfield, cover second base.

2B: If the ball gets by the outfielders, head for the outfield to be the first cutoff man to make a relay throw to third base.

3B: Cover third base.

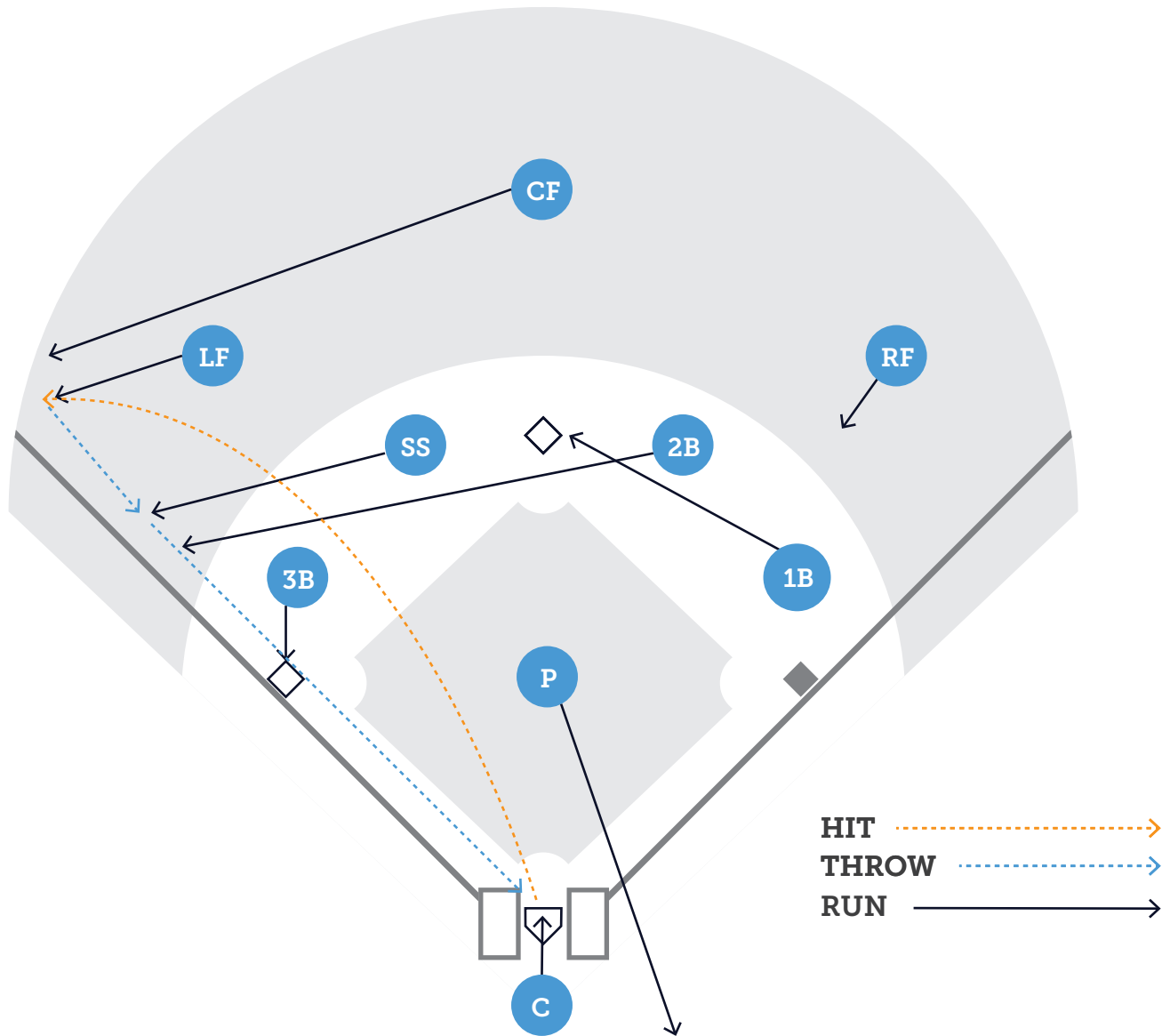
SS: If the ball gets by the outfielders, head for the outfield to be a second cutoff man to play anything that gets through the second baseman. Communicate with the 2B about the throw.

LF: Head for foul territory to back up anything thrown from the outfield to third base.

CF: Back up the right fielder on the hit. Track the play to communicate where the throw will go.

RF: Attempt to cut off the ball before it gets by. Make a strong throw to the cutoff man to prevent the batter from advancing to third or to get the out.

HIT: Extra bases to left
RUNNERS: Runner on 1B



P: Move into foul territory, slightly to the first base side, to back up a throw home.

C: Remain home, ready for a throw to the plate.

1B: Once it's a clear extra base hit and middle infielders break for the outfield, cover second base.

2B: If the ball gets by the outfielders, head for the outfield to be a second cutoff man to play anything that gets through the shortstop. Also communicate with the shortstop about the throw.

3B: Cover third base.

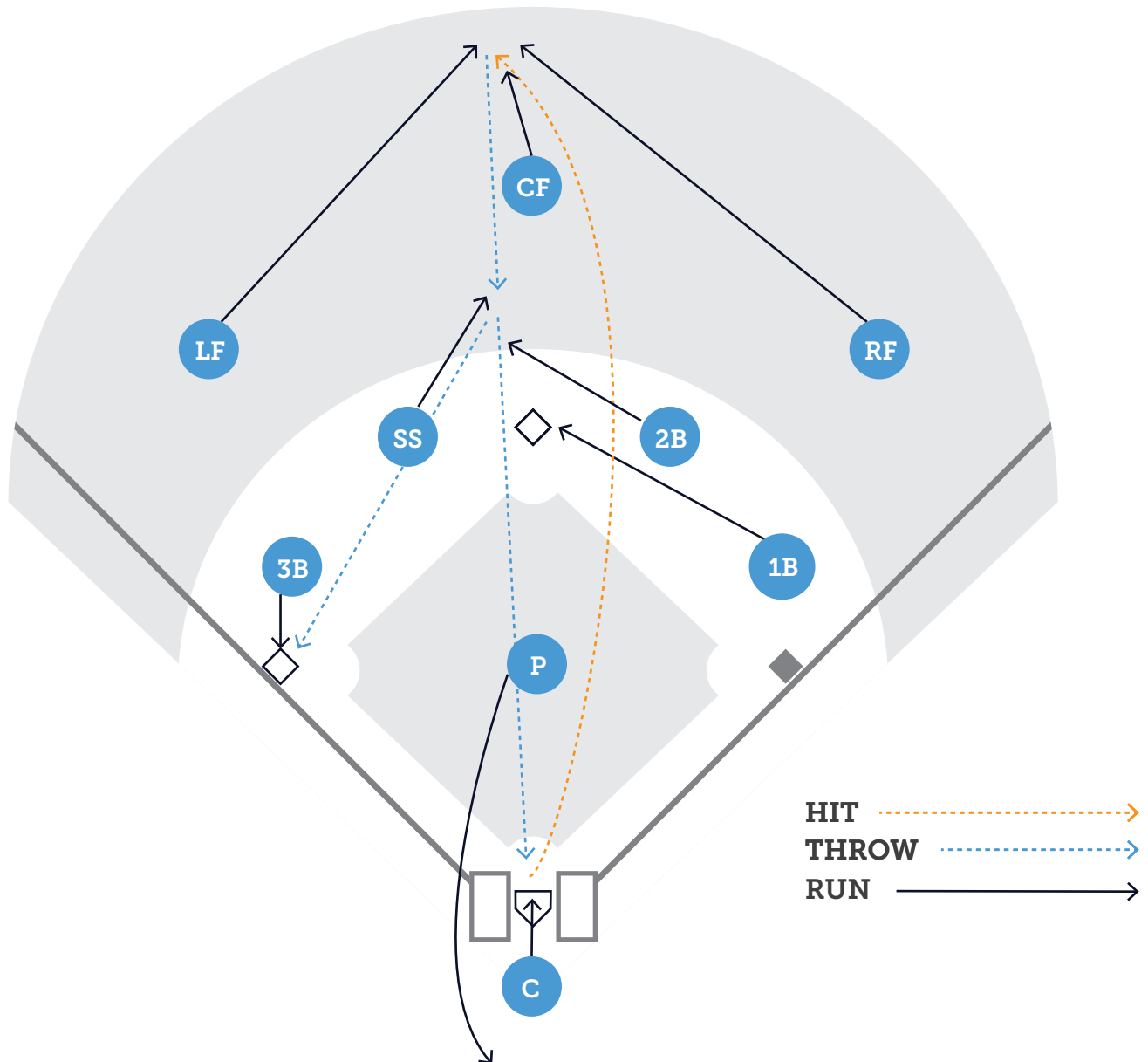
SS: If the ball gets by the outfielders, head for the outfield to be the first cutoff man to make a relay throw to home or third base, depending on where there's a play.

LF: Attempt to cut off the ball before it gets by. Make a strong throw to the cutoff man to prevent the batter from advancing to third or to get the out at home or third.

CF: Back up the left fielder on the hit. Track the play to communicate where the throw will go.

RF: Back up second base in the event of a throw from the cutoff man.

HIT: Extra bases to center RUNNERS: Runner on 1B



P: Move into foul territory to back up a throw home, slightly to 3B side to back up 3B if necessary.

C: Remain home, ready for a throw to the plate.

1B: Once it's a clear extra base hit and middle infielders break for the outfield, cover second base.

2B: If the ball gets by the outfielders, head for the outfield to be a second cutoff man to play anything that gets through the shortstop. Also communicate with the shortstop about the throw.

3B: Cover third base.

SS: If the ball gets by the outfielders, head for the outfield to be the first cutoff man to make a relay throw to either home plate (to get the runner) or third base (to get the batter).

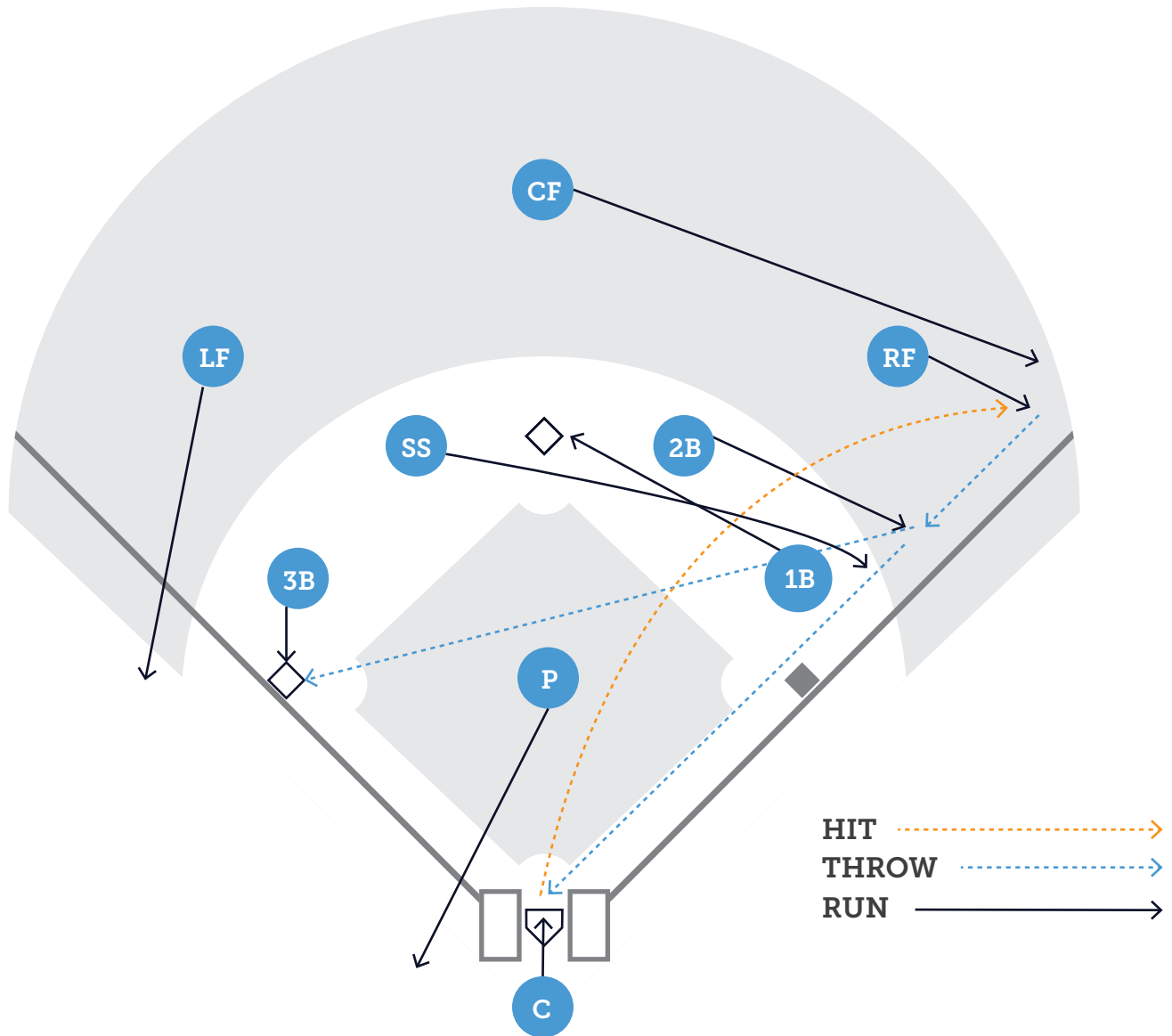
LF: Back up the center fielder on the hit. Track the play to communicate where the throw will go.

CF: Attempt to cut off the ball before it gets by. Make a strong throw to the cutoff man to prevent the batter from advancing to third or to get the out at home or third.

RF: Back up the center fielder on the hit. Track the play to communicate where the throw will go.

HIT: Extra bases to right

RUNNERS: Runner on 1B



P: Move into foul territory behind the plate on the third base side to back up a throw home.

C: Remain home, ready for a throw to the plate.

1B: Once it's a clear extra base hit and middle infielders break for the outfield, cover second base.

2B: If the ball gets by the outfielders, head for the outfield to be the first cutoff man to make a relay throw to either home plate (to get the runner) or third base (to get the batter).

3B: Cover third base.

SS: If the ball gets by the outfielders, head for the outfield to be a second cutoff man to play anything that gets through the second baseman. Also communicate with the 2B about the throw.

LF: Head for foul territory to back up anything thrown from the outfield to third base.

CF: Back up the right fielder on the hit. Track the play to communicate where the throw will go.

RF: Attempt to cut off the ball before it gets by. Make a strong throw to the cutoff man to prevent the batter from advancing to third or to get the out at home or third.