

# AAMHL Standings

Winter 2025

January 11, 2026

## Regular Season

Team	Pts	Won	Lost	Tied	GF	GA	GS	GNA
1 42 North Social House	17	8	0	1	45	18	7	9
2 Jets Pizza	11	4	2	3	24	28	1	6
3 Peterson Electric Inc.	11	4	2	3	30	25	5	7
4 Corby Energy Services	10	5	4	0	33	36	10	8
5 AstroTurf	10	4	3	2	30	23	2	7
6 North Peak Brewing Co.	8	2	3	4	34	37	2	12
7 Davey Tree	8	2	3	4	28	28	4	2
8 Forward Design Build	5	2	6	1	28	32	4	5
9 A&W Restaurant	5	2	6	1	28	37	1	8
10 Ann Arbor Rug and Carp	5	1	5	3	25	41	4	9

GF = Goals for; GA = Goals against; GS = Goals by substitute players; GNA = Goals unassisted

Regular season rank rules: 1-points; 2-most wins (regulation time only); 3-head-to-head; 4-goals for; 5-goals against

## PlayOff Season

Team	Pts	Won	Lost	Tied	GF	GA	GS	GNA
1	0	0	0	0	0	0	0	0
2	0	0	0	0	0	0	0	0
3	0	0	0	0	0	0	0	0
4	0	0	0	0	0	0	0	0
5	0	0	0	0	0	0	0	0
6	0	0	0	0	0	0	0	0
7	0	0	0	0	0	0	0	0
8	0	0	0	0	0	0	0	0
9	0	0	0	0	0	0	0	0
10	0	0	0	0	0	0	0	0

Rank: 1-points; 2-most playoff wins; 3- head-to-head playoff pts; 4-head-to-head reg. season; 5-regular season standings

No playoff points will be awarded to a team that is playing with fewer than 11 players.

## Player stats.: Top two from each team for each category

Team	Name	Goals	Assists	Total Pts.	Name	Pnlty Min.	Penalty Violation	
42N	O'Brien M. (12)	10	Foster D. (4)	10	O'Brien M. (12)	19	Ahlquist S (7)	4
42N	Ideson R. (9)	7	O'Brien M. (12)	9	Foster D. (4)	14	Foster D. (4)	4
AAR	Montalban (8)	9	Jilek J. (13)	5	Montalban (8)	12	Schueler D (17)	4
AAR	Jilek J. (13)	5	Lynn K. (40)	3	Jilek J. (13)	10	Bartolacci (12)	2
AST	Huntzicker (21)	8	Was A. (17)	7	Huntzicker (21)	13	Erps S. (9)	4
AST	Mills J. (22)	5	Erps S. (9)	6	Erps S. (9)	10	Waltz S. (18)	4
AWR	Lewis J. (69)	9	Hattie M. (40)	9	Lewis J. (69)	15	Wilkins F. (19)	4
AWR	Hattie M. (40)	5	Lewis J. (69)	6	Hattie M. (40)	14	Clavier A. (9)	2
CES	Klempay T. (6)	5	Langrock E (22)	6	Klempay T. (6)	10	Copp A. (9)	2
CES	Joffe E. (40)	4	Klempay T. (6)	5	Langrock E (22)	10	Frusti P. (7)	2
DVY	Carlson C. (9)	5	Nilsson J. (11)	9	Nilsson J. (11)	12	Udager A. (20)	4
DVY	Hescheles (8)	4	Udager A. (20)	5	Perry B. (7)	8	Bourne B. (10)	2
FDB	Dickinson (5)	6	Weiler C. (15)	5	Weiler C. (15)	11	Dickinson (5)	4
FDB	Weiler C. (15)	6	Blackburn (4)	4	Dickinson (5)	9	Sarosi M. (6)	4
JET	Porter J. (8)	7	Stevens D. (9)	7	Stevens D. (9)	11	Black S. (12)	2
JET	Stevens D. (9)	4	Black S. (12)	3	Porter J. (8)	10	Crawford M (1C)	2
NPB	Baalrud S. (25)	7	Jefferson (19)	5	Baalrud S. (25)	9	Aliff D. (8)	2
NPB	Aliff D. (8)	6	Marentette (9)	4	Jefferson (19)	9	Erps R. (14)	2
PET	Maltese C. (13)	7	Maltese C. (13)	8	Maltese C. (13)	15	Opsahl Jef (19)	4
PET	Opsahl Jef (19)	6	Heald D. (17)	5	Allen C. (11)	8	Nesbitt R. (22)	2

# AAMHL Standings

Winter 2025  
January 11, 2026

## Game Log Matrix (Won, Lost, Tied, Goals for)

	42N	AAR	AST	AWR	CES	DVY	FDB	JET	NPB	PET
42N		0, 1, 0, 1	0, 1, 0, 3	0, 1, 0, 3	0, 1, 0, 2	0, 1, 0, 2	0, 1, 0, 2	0, 1, 0, 1	0, 1, 0, 2	0, 0, 1, 2
AAR	1, 0, 0, 7		1, 0, 0, 7	1, 0, 0, 4	1, 0, 0, 6	0, 0, 1, 3	0, 1, 0, 3	0, 0, 1, 1	0, 0, 1, 6	1, 0, 0, 4
AST	1, 0, 0, 4	0, 1, 0, 3		0, 1, 0, 2	0, 1, 0, 2	0, 0, 1, 1	1, 0, 0, 4	1, 0, 0, 2	0, 0, 1, 4	0, 1, 0, 1
AWR	1, 0, 0, 8	0, 1, 0, 0	1, 0, 0, 4		1, 0, 0, 3	0, 1, 0, 4	1, 0, 0, 5	0, 0, 1, 3	1, 0, 0, 3	1, 0, 0, 7
CES	1, 0, 0, 7	0, 1, 0, 5	1, 0, 0, 4	0, 1, 0, 2		1, 0, 0, 6	0, 1, 0, 3	0, 1, 0, 3	0, 1, 0, 3	1, 0, 0, 3
DVY	1, 0, 0, 4	0, 0, 1, 3	0, 0, 1, 1	1, 0, 0, 7	0, 1, 0, 2		0, 0, 1, 3	1, 0, 0, 2	0, 0, 1, 5	0, 1, 0, 1
FDB	1, 0, 0, 3	1, 0, 0, 5	0, 1, 0, 3	0, 1, 0, 2	1, 0, 0, 4	0, 0, 1, 3		1, 0, 0, 4	1, 0, 0, 4	1, 0, 0, 4
JET	1, 0, 0, 5	0, 0, 1, 1	0, 1, 0, 1	0, 0, 1, 3	1, 0, 0, 7	0, 1, 0, 1	0, 1, 0, 3		0, 1, 0, 3	0, 0, 1, 4
NPB	1, 0, 0, 5	0, 0, 1, 6	0, 0, 1, 4	0, 1, 0, 1	1, 0, 0, 5	0, 0, 1, 5	0, 1, 0, 3	1, 0, 0, 4		0, 0, 1, 4
PET	0, 0, 1, 2	0, 1, 0, 1	1, 0, 0, 3	0, 1, 0, 4	0, 1, 0, 2	1, 0, 0, 3	0, 1, 0, 2	0, 0, 1, 4	0, 0, 1, 4	

## Schedule, teams (h vs v), and scores (w vs l)\*

29-Oct-2025	05-Nov-2025	12-Nov-2025	19-Nov-2025	26-Nov-2025	03-Dec-2025
N8 NPB 4 vs PET 4	N8 DVY 3 vs PET 1	N8 JET 2 vs DVY 1	N8 DVY 5 vs NPB 5	N8 42N 5 vs NPB 2	N8 42N 3 vs FDB 2
S8 AWR 4 vs AAR 0	S8 42N 7 vs CES 2	S8 FDB 5 vs AWR 2	S8 CES 3 vs AWR 2	S8 AST 3 vs PET 1	S8 PET 3 vs CES 2
N9 FDB 4 vs AST 3	N9 AST 4 vs AWR 2	N9 42N 2 vs PET 2	N9 PET 4 vs AAR 1	N9 AWR 3 vs JET 3	N9 JET 1 vs AAR 1
S9 CES 7 vs JET 3	S9 JET 4 vs NPB 3	S9 CES 5 vs NPB 3	S9 JET 4 vs FDB 3	S9 CES 6 vs AAR 5	S9 DVY 1 vs AST 1
N10 42N 4 vs DVY 2	N10 AAR 5 vs FDB 3	N10 AST 7 vs AAR 3	N10 42N 4 vs AST 3	N10 DVY 3 vs FDB 3	N10 NPB 3 vs AWR 1
10-Dec-2025	17-Dec-2025	07-Jan-2026	14-Jan-2026	21-Jan-2026	28-Jan-2026
N8 42N 7 vs AAR 1	N8 PET 7 vs AWR 4	S8 JET 2 vs AST 1	N8 FDB 0 vs AST 0	N8 42N 0 vs AST 0	N8 DVY 0 vs PET 0
S8 AST 4 vs CES 2	S8 CES 4 vs FDB 3	N9 DVY 6 vs CES 2	S8 AWR 0 vs AAR 0	S8 JET 0 vs FDB 0	S8 NPB 0 vs JET 0
N9 NPB 4 vs FDB 3	N9 42N 5 vs JET 1	S9 AAR 6 vs NPB 6	N9 NPB 0 vs PET 0	N9 NPB 0 vs DVY 0	N9 AWR 0 vs AST 0
S9 PET 4 vs JET 4	S9 DVY 3 vs AAR 3	N10 PET 4 vs FDB 2	S9 42N 0 vs DVY 0	S9 PET 0 vs AAR 0	S9 42N 0 vs CES 0
N10 AWR 7 vs DVY 4	N10 AST 4 vs NPB 4	S10 42N 8 vs AWR 3	N10 CES 0 vs JET 0	N10 AWR 0 vs CES 0	N10 AAR 0 vs FDB 0
04-Feb-2026	11-Feb-2026	18-Feb-2026	25-Feb-2026	04-Mar-2026	11-Mar-2026
N8 JET 0 vs DVY 0	N8 CES 0 vs AAR 0	N8 PET 0 vs CES 0	N8 AAR 0 vs 42N 0	N8 AST 0 vs JET 0	N8 FDB 0 vs CES 0
S8 AST 0 vs AAR 0	S8 NPB 0 vs 42N 0	S8 NPB 0 vs AWR 0	S8 AWR 0 vs DVY 0	S8 NPB 0 vs AAR 0	S8 AAR 0 vs DVY 0
N9 CES 0 vs NPB 0	N9 DVY 0 vs FDB 0	N9 AAR 0 vs JET 0	N9 CES 0 vs AST 0	N9 AWR 0 vs 42N 0	N9 NPB 0 vs AST 0
S9 FDB 0 vs AWR 0	S9 AST 0 vs PET 0	S9 FDB 0 vs 42N 0	S9 FDB 0 vs NPB 0	S9 FDB 0 vs PET 0	S9 PET 0 vs AWR 0
N10 PET 0 vs 42N 0	N10 AWR 0 vs JET 0	N10 DVY 0 vs AST 0	N10 JET 0 vs PET 0	N10 CES 0 vs DVY 0	N10 JET 0 vs 42N 0
18-Mar-2026	25-Mar-2026	01-Apr-2026	08-Apr-2026	15-Apr-2026	22-Apr-2026
N8 NPB 0 vs PET 0	N8 AST 0 vs AWR 0	N8 DVY 0 vs NPB 0	N8 AWR 0 vs FDB 0	N8 _4_ 0 vs _8_ 0	N8 _4_ 0 vs _6_ 0
S8 AAR 0 vs AWR 0	S8 FDB 0 vs AAR 0	S8 FDB 0 vs JET 0	S8 AAR 0 vs AST 0	S8 _2_ 0 vs _10_ 0	S8 _5_ 0 vs _10_ 0
N9 42N 0 vs DVY 0	N9 CES 0 vs 42N 0	N9 CES 0 vs AWR 0	N9 JET 0 vs DVY 0	N9 _1_ 0 vs _6_ 0	N9 _3_ 0 vs _7_ 0
S9 CES 0 vs JET 0	S9 PET 0 vs DVY 0	S9 AST 0 vs 42N 0	S9 PET 0 vs 42N 0	S9 _3_ 0 vs _9_ 0	S9 _1_ 0 vs _9_ 0
N10 AST 0 vs FDB 0	N10 JET 0 vs NPB 0	N10 AAR 0 vs PET 0	N10 CES 0 vs NPB 0	N10 _5_ 0 vs _7_ 0	N10 _2_ 0 vs _8_ 0
29-Apr-2026	06-May-2026	13-May-2026	20-May-2026	00-Jan-1900	00-Jan-1900
N8 _5_ 0 vs _9_ 0	N8 _3_ 0 vs _10_ 0	N8 _2_ 0 vs _9_ 0	N8 _1_ 0 vs _4_ 0	0 0 vs 0 0	0 0 vs 0 0
S8 _1_ 0 vs _8_ 0	S8 _1_ 0 vs _7_ 0	S8 _3_ 0 vs _8_ 0	S8 _2_ 0 vs _3_ 0	0 0 vs 0 0	0 0 vs 0 0
N9 _2_ 0 vs _7_ 0	N9 _2_ 0 vs _6_ 0	N9 _5_ 0 vs _6_ 0	N9 DRH 0 vs DRV 0	0 0 vs 0 0	0 0 vs 0 0
S9 _4_ 0 vs _10_ 0	S9 _5_ 0 vs _8_ 0	S9 _4_ 0 vs _7_ 0	S9 C1H 0 vs C1V 0	0 0 vs 0 0	0 0 vs 0 0
N10 _3_ 0 vs _6_ 0	N10 _4_ 0 vs _9_ 0	N10 _1_ 0 vs _10_ 0	N10 C2H 0 vs C2V 0	0 0 vs 0 0	0 0 vs 0 0
00-Jan-1900	00-Jan-1900	00-Jan-1900			
0 0 vs 0 0	0 0 vs 0 0	0 0 vs 0 0	<b>*Shootout Game</b>		
0 0 vs 0 0	0 0 vs 0 0	0 0 vs 0 0			
0 0 vs 0 0	0 0 vs 0 0	0 0 vs 0 0	<b>Rink and game times:</b>		
0 0 vs 0 0	0 0 vs 0 0	0 0 vs 0 0	<b>N8 = North Rink at 8 pm; S8.5 = South Rink at 8:30 pm; etc.</b>		
0 0 vs 0 0	0 0 vs 0 0	0 0 vs 0 0	<b>Home team is listed first</b>		

# Goal and Assist

Winter 2025

January 11, 2026

Game Date	Team	Period	No	Goal	Assist	Assist
1/7/2026	42N	1	1	Caruso M. (19)	Ahlquist S. (7)	
1/7/2026	42N	1	2	O'Brien M. (12)	Foster D. (4)	Ideson R. (9)
1/7/2026	42N	1	3	McBride R. (8)	O'Brien M. (12)	
1/7/2026	42N	1	4	Ahlquist S. (7)	Caruso M. (19)	
1/7/2026	42N	2	5	Rothhaar D. (15)	O'Brien M. (12)	McBride R. (8)
1/7/2026	42N	2	6	Ahlquist S. (7)	O'Brien M. (12)	Caruso M. (19)
1/7/2026	42N	2	7	O'Brien M. (12)	Ideson R. (9)	
1/7/2026	42N	2	8	Foster D. (4)	O'Brien M. (12)	
1/7/2026	AAR	1	1	Montalban A. (8)	Ideson R. (22)	
1/7/2026	AAR	1	2	Montalban A. (8)	Waltz S. (7)	
1/7/2026	AAR	1	3	Montalban A. (8)	Kessler S. (2)	Sub (4)
1/7/2026	AAR	2	4	Ideson R. (22)		
1/7/2026	AAR	2	5	Bartolacci A. (12)	Barnes P. (28)	
1/7/2026	AAR	2	6	Waltz S. (7)	Schueler D. (17)	Vaughn C. (97)
1/7/2026	AST	2	1	Mills J. (22)	Was A. (17)	Huntzicker D. (21)
1/7/2026	AWR	1	1	Hattie M. (40)	Joffe Bryan (22)	
1/7/2026	AWR	2	2	Sub (41)	Sub (80)	
1/7/2026	AWR	2	3	Lewis J. (69)	Hattie M. (40)	
1/7/2026	CES	2	1	Maltese C. (13)		
1/7/2026	CES	2	2	Weston J. (100)	Peal D. (27)	
1/7/2026	DVY	1	1	Perry B. (7)	Nilsson J. (11)	
1/7/2026	DVY	1	2	Carlson C. (9)	Nilsson J. (11)	
1/7/2026	DVY	2	3	Carlson C. (9)	Udager A. (20)	Nilsson J. (11)
1/7/2026	DVY	2	4	Perry B. (7)	Udager A. (20)	
1/7/2026	DVY	2	5	Carlson C. (9)	Perry B. (7)	Navarre G. (12)
1/7/2026	DVY	2	6	Nilsson J. (11)	Peterson S. (18)	Carlson C. (9)
1/7/2026	FDB	1	1	Bartolacci A. (19)	Sarosi M. (6)	Blackburn R. (4)
1/7/2026	FDB	2	2	Dickinson G. (5)	Gregory E. (7)	
1/7/2026	JET	1	1	Perkins T. (7)	Roberts J. (3)	Bogard S. (13)
1/7/2026	JET	2	2	Perkins T. (7)	Bogard S. (13)	
1/7/2026	NPB	1	1	Jefferson D. (19)	Marentette B. (9)	
1/7/2026	NPB	1	2	Baalrud S. (25)		
1/7/2026	NPB	1	3	Baalrud S. (25)	Jefferson D. (19)	
1/7/2026	NPB	1	4	Baalrud S. (25)		
1/7/2026	NPB	1	5	Rouse C. (7)	Jefferson D. (19)	
1/7/2026	NPB	1	6	Baalrud S. (25)	Erps R. (14)	Rothhaar D. (22)
1/7/2026	PET	1	1	Wells S. (16)	Holmstrom E. (18)	Maltese C. (13)
1/7/2026	PET	1	2	Peterson S. (20)	Maltese C. (13)	
1/7/2026	PET	2	3	Wells S. (16)	Holmstrom E. (18)	Peterson S. (20)
1/7/2026	PET	2	4	Opsahl Jeff (19)		

\*Sub Rating Change for Playoff and Finals; Period: 4=Overtime; 5=Shootout

# Penalties

## Winter 2025

### January 11, 2026

<i>Game Date</i>	<i>Team</i>	<i>No</i>	<i>Name</i>	<i>Offense</i>
1/7/2026	42N	1	Caruso M.	Unsportsman
1/7/2026	42N	2	Foster D.	Slash
1/7/2026	AWR	1	Fitzpatrick M.	Unsportsman
1/7/2026	FDB	1	Sarosi M.	Slash
1/7/2026	FDB	2	Dickinson G.	Hook

# Rostered and NonRostered Subs

Winter 2025

January 11, 2026

Date	GameType	Team	Rostered Players			Sub Player			Status
			Name	Jersey	Draft No	Name	Jersey	Draft No	
1/7/2026	Regular	42N	Yanca J.	6	85	Caruso M.	19	87	Rostered
1/7/2026	Regular	42N	Crichton J.	42	106	Hutton C.	14	104	Rostered
1/7/2026	Regular	AAR	Jilek J.	13	17	Ideson R.	22	16	Rostered
1/7/2026	Regular	AAR	Pokorney M.	119	57	Mills J.	6	61	Rostered
1/7/2026	Regular	AAR	Dillen K.	19	77	Kessler S.	2	76	Rostered
1/7/2026	Regular	AAR	Lobdell G.	16	84	Waltz S.	7	81	Rostered
1/7/2026	Regular	AST							
1/7/2026	Regular	AWR							
1/7/2026	Regular	CES	Frusti P.	7	6	Maltese C.	13	8	Rostered
1/7/2026	Regular	CES	Klempay T.	6	46	Weston J.	100	48	NonRostered
1/7/2026	Regular	CES	Anday C.	8	75	Snyder J.	45	72	Rostered
1/7/2026	Regular	CES	Stefan A.	16	105	Kroll J.	10	101	NonRostered
1/7/2026	Regular	DVY	Bourne B.	10	47	Peterson S.	18	48	Rostered
1/7/2026	Regular	FDB	Cramer M.	199	38	Barnes J.	299	35	Rostered
1/7/2026	Regular	FDB	Oxender A.	17	43	Bartolacci A.	19	44	Rostered
1/7/2026	Regular	JET	Crawford M.	10	22	Nalepa A.	11	25	Rostered
1/7/2026	Regular	JET	Stoller C.	199	32	Verburg A.	299	31	Rostered
1/7/2026	Regular	JET	Joffe M.	4	49	Weston J.	2	48	NonRostered
1/7/2026	Regular	JET	Black S.	12	52	Spence J	14	55	NonRostered
1/7/2026	Regular	NPB	Aliff D.	8	21	Rothhaar D.	22	26	Rostered
1/7/2026	Regular	PET	Nesbitt R.	22	53	Holmstrom E.	18	50	Rostered
1/7/2026	Regular	PET	Boutin J.	12	73	Navarre G.	14	74	Rostered

# AAMHL Goals by player

Winter 2025

January 11, 2026

All = Reg Season + Playoff; PO = Playoff only; SB = Substitute only; SO = Shootout

Team Name	All	PO	SB	SO	Team Name	All	PO	SB	SO	Team Name	All	PO	SB	SO
42N O'Brien M. (12)	10	0	0	0	AWR Edwards S. (14)	1	0	0	0	FDB Blackburn (4)	0	0	0	0
42N Ideson R. (9)	7	0	2	0	AWR Gilson T. (12)	1	0	0	0	FDB Cramer M. (199)	0	0	0	0
42N Ahlquist S (7)	5	0	0	0	AWR Wilkins F. (19)	1	0	1	0	FDB Gregory E. (7)	0	0	1	0
42N McBride R. (8)	5	0	0	0	AWR Daum K. (199)	0	0	0	0	JET Porter J. (8)	7	0	0	0
42N Foster D. (4)	4	0	0	0	AWR Fitzpatric (7)	0	0	0	0	JET Stevens D. (9)	4	0	1	0
42N Kessler S. (5)	3	0	0	0	AWR Johnson A. (4)	0	0	0	0	JET Crawford M (10)	3	0	0	0
42N Rothhaar D (15)	2	0	0	0	AWR Paterson A (3)	0	0	0	0	JET Perkins T. (7)	3	0	0	0
42N Crichton J (42)	1	0	0	0	CES Klempay T. (6)	5	0	0	0	JET Bogard S. (13)	2	0	0	0
42N Yanca J. (6)	1	0	0	0	CES Joffe E. (40)	4	0	0	0	JET Black S. (12)	1	0	0	0
42N Cieciek C. (199)	0	0	0	0	CES Langrock E (22)	4	0	0	0	JET Frantzeska (6)	1	0	0	0
42N Foster M. (10)	0	0	0	0	CES Anday C. (8)	3	0	0	0	JET Joffe M. (4)	1	0	0	0
AAR Montalban (8)	9	0	4	0	CES Frusti P. (7)	1	0	0	0	JET Snyder J. (5)	1	0	1	0
AAR Jilek J. (13)	5	0	0	0	CES Nalepa A. (20)	1	0	2	0	JET Roberts J. (3)	0	0	1	0
AAR Bartolacci (12)	2	0	3	0	CES Peal D. (27)	1	0	0	0	JET Stoller C. (199)	0	0	0	0
AAR Vaughn C. (97)	2	0	0	0	CES Stefan A. (16)	1	0	0	0	NPB Baalrud S. (25)	7	0	1	0
AAR Barnes P. (28)	1	0	0	0	CES Barnes J. (199)	0	0	0	0	NPB Aliff D. (8)	6	0	0	0
AAR Dillen K. (19)	1	0	0	0	CES Copp A. (9)	0	0	0	0	NPB Marentette (9)	5	0	0	0
AAR Lynn K. (40)	1	0	0	0	CES O'Brien C. (5)	0	0	0	0	NPB Jefferson (19)	4	0	1	0
AAR Greene S. (199)	0	0	0	0	DVY Carlson C. (9)	5	0	0	0	NPB Holmstrom (16)	3	0	2	0
AAR Lobdell G. (16)	0	0	0	0	DVY Hescheles (8)	4	0	0	0	NPB Joshi C. (12)	2	0	0	0
AAR Pokorney M (119)	0	0	0	0	DVY Perry B. (7)	4	0	0	0	NPB Rouse C. (7)	2	0	0	0
AAR Schueler D (17)	0	0	0	0	DVY Hutton C. (16)	3	0	0	0	NPB Erps R. (14)	1	0	0	0
AST Huntzicker (21)	8	0	0	0	DVY Nilsson J. (11)	3	0	0	0	NPB Grant J. (10)	1	0	0	0
AST Mills J. (22)	5	0	0	0	DVY Caruso M. (17)	2	0	2	0	NPB Talusan P. (24)	0	0	2	0
AST Erps S. (9)	4	0	0	0	DVY Udager A. (20)	2	0	0	0	NPB Verburg A. (199)	0	0	0	0
AST Barden A. (3)	3	0	0	0	DVY Bourne B. (10)	1	0	0	0	PET Maltese C. (13)	7	0	2	0
AST Was A. (17)	3	0	1	0	DVY Fisher J. (19)	0	0	0	0	PET Opsahl Jef (19)	6	0	0	0
AST Kless J. (8)	2	0	0	0	DVY Navarre G. (12)	0	0	0	0	PET Allen C. (11)	4	0	1	0
AST DeWolfe T. (19)	1	0	0	0	DVY Weiler M. (199)	0	0	0	0	PET Wells S. (16)	4	0	0	0
AST Hula A. (11)	1	0	0	0	FDB Dickinson (5)	6	0	0	0	PET Pawlowski (10)	3	0	0	0
AST Waltz S. (18)	1	0	1	0	FDB Weiler C. (15)	6	0	0	0	PET Peterson S (20)	1	0	0	0
AST Schroeder (4)	0	0	0	0	FDB Sarosi M. (6)	3	0	0	0	PET Boutin J. (12)	0	0	0	0
AST Schroeder (199)	0	0	0	0	FDB Ellies B. (14)	2	0	0	0	PET Forward J. (15)	0	0	0	0
AWR Lewis J. (69)	9	0	0	0	FDB Grantham L (11)	2	0	1	0	PET Heald D. (17)	0	0	0	0
AWR Hattie M. (40)	5	0	2	0	FDB Hall E. (10)	2	0	0	0	PET Nesbitt R. (22)	0	0	0	0
AWR Joffe Brya (22)	5	0	0	0	FDB Oxender A. (17)	2	0	1	0	PET Parks C. (199)	0	0	0	0
AWR Clavier A. (9)	2	0	0	0	FDB McClelland (16)	1	0	0	0					

# AAMHL Assists by player

Winter 2025  
January 11, 2026

*All = Reg Season + Playoff; PO = Playoff only; SB = Substitute only*

<i>Team</i>	<i>Name</i>	<i>All</i>	<i>PO</i>	<i>SB</i>	<i>Team</i>	<i>Name</i>	<i>All</i>	<i>PO</i>	<i>SB</i>	<i>Team</i>	<i>Name</i>	<i>All</i>	<i>PO</i>	<i>SB</i>
42N	Foster D. (4)	10	0	0	AWR	Johnson A. (4)	2	0	0	FDB	McClelland (16)	2	0	0
42N	O'Brien M. (12)	9	0	0	AWR	Edwards S. (14)	1	0	0	FDB	Hall E. (10)	1	0	0
42N	Ideson R. (9)	7	0	1	AWR	Fitzpatric (7)	1	0	0	FDB	Cramer M. (199)	0	0	0
42N	McBride R. (8)	7	0	0	AWR	Daum K. (199)	0	0	0	JET	Stevens D. (9)	7	0	4
42N	Rothhaar D (15)	3	0	1	AWR	Gilson T. (12)	0	0	0	JET	Black S. (12)	3	0	0
42N	Ahlquist S (7)	2	0	0	AWR	Paterson A (3)	0	0	0	JET	Crawford M (10)	3	0	0
42N	Crichton J (42)	2	0	0	AWR	Wilkins F. (19)	0	0	2	JET	Joffe M. (4)	3	0	0
42N	Kessler S. (5)	2	0	2	CES	Langrock E (22)	6	0	1	JET	Porter J. (8)	3	0	0
42N	Yanca J. (6)	1	0	0	CES	Klempay T. (6)	5	0	0	JET	Bogard S. (13)	2	0	0
42N	Cieciak C. (199)	0	0	0	CES	Anday C. (8)	4	0	0	JET	Perkins T. (7)	2	0	1
42N	Foster M. (10)	0	0	0	CES	Joffe E. (40)	4	0	0	JET	Frantzeska (6)	1	0	0
AAR	Jilek J. (13)	5	0	0	CES	Nalepa A. (20)	4	0	0	JET	Roberts J. (3)	1	0	0
AAR	Lynn K. (40)	3	0	0	CES	Frusti P. (7)	3	0	0	JET	Snyder J. (5)	0	0	0
AAR	Montalban (8)	3	0	2	CES	Peal D. (27)	2	0	0	JET	Stoller C. (199)	0	0	0
AAR	Barnes P. (28)	2	0	0	CES	O'Brien C. (5)	1	0	0	NPB	Jefferson (19)	5	0	0
AAR	Bartolacci (12)	1	0	0	CES	Stefan A. (16)	1	0	0	NPB	Marentette (9)	4	0	0
AAR	Dillen K. (19)	1	0	0	CES	Barnes J. (199)	0	0	0	NPB	Talusan P. (24)	3	0	1
AAR	Lobdell G. (16)	1	0	0	CES	Copp A. (9)	0	0	1	NPB	Baalrud S. (25)	2	0	0
AAR	Schueler D (17)	1	0	0	DVY	Nilsson J. (11)	9	0	0	NPB	Holmstrom (16)	2	0	2
AAR	Vaughn C. (97)	1	0	1	DVY	Udager A. (20)	5	0	1	NPB	Joshi C. (12)	2	0	0
AAR	Greene S. (199)	0	0	0	DVY	Perry B. (7)	4	0	0	NPB	Aliff D. (8)	1	0	0
AAR	Pokorney M (119)	0	0	0	DVY	Navarre G. (12)	3	0	0	NPB	Erps R. (14)	1	0	1
AST	Was A. (17)	7	0	1	DVY	Caruso M. (17)	2	0	2	NPB	Grant J. (10)	0	0	0
AST	Erps S. (9)	6	0	0	DVY	Hescheles (8)	2	0	1	NPB	Rouse C. (7)	0	0	0
AST	Huntzicker (21)	5	0	0	DVY	Carlson C. (9)	1	0	0	NPB	Verburg A. (199)	0	0	0
AST	Mills J. (22)	3	0	0	DVY	Bourne B. (10)	0	0	0	PET	Maltese C. (13)	8	0	0
AST	Barden A. (3)	2	0	0	DVY	Fisher J. (19)	0	0	0	PET	Heald D. (17)	5	0	0
AST	Kless J. (8)	2	0	0	DVY	Hutton C. (16)	0	0	0	PET	Allen C. (11)	4	0	1
AST	Waltz S. (18)	2	0	1	DVY	Weiler M. (199)	0	0	0	PET	Forward J. (15)	4	0	0
AST	Hula A. (11)	1	0	0	FDB	Weiler C. (15)	5	0	0	PET	Peterson S (20)	4	0	2
AST	DeWolfe T. (19)	0	0	0	FDB	Blackburn (4)	4	0	0	PET	Pawlowski (10)	2	0	0
AST	Schroeder (4)	0	0	1	FDB	Grantham L (11)	4	0	0	PET	Wells S. (16)	2	0	0
AST	Schroeder (199)	0	0	0	FDB	Oxender A. (17)	4	0	1	PET	Opsahl Jef (19)	1	0	0
AWR	Hattie M. (40)	9	0	3	FDB	Dickinson (5)	3	0	0	PET	Boutin J. (12)	0	0	0
AWR	Lewis J. (69)	6	0	2	FDB	Ellies B. (14)	3	0	2	PET	Nesbitt R. (22)	0	0	0
AWR	Clavier A. (9)	2	0	0	FDB	Gregory E. (7)	3	0	0	PET	Parks C. (199)	0	0	0
AWR	Joffe Brya (22)	2	0	2	FDB	Sarosi M. (6)	3	0	0					

# AAMHL Points by player

Winter 2025

January 11, 2026

*All = Reg Season + Playoff; PO = Playoff only; SB = Substitute only*

<i>Team</i>	<i>Name</i>	<i>All</i>	<i>PO</i>	<i>SB</i>	<i>Team</i>	<i>Name</i>	<i>All</i>	<i>PO</i>	<i>SB</i>	<i>Team</i>	<i>Name</i>	<i>All</i>	<i>PO</i>	<i>SB</i>
42N	O'Brien M. (12)	19	0	0	AWR	Edwards S. (14)	2	0	0	FDB	Hall E. (10)	3	0	0
42N	Foster D. (4)	14	0	0	AWR	Johnson A. (4)	2	0	0	FDB	McClelland (16)	3	0	0
42N	Ideson R. (9)	14	0	3	AWR	Fitzpatric (7)	1	0	0	FDB	Cramer M. (199)	0	0	0
42N	McBride R. (8)	12	0	0	AWR	Gilson T. (12)	1	0	0	JET	Stevens D. (9)	11	0	5
42N	Ahlquist S (7)	7	0	0	AWR	Wilkins F. (19)	1	0	3	JET	Porter J. (8)	10	0	0
42N	Kessler S. (5)	5	0	2	AWR	Daum K. (199)	0	0	0	JET	Crawford M (10)	6	0	0
42N	Rothhaar D (15)	5	0	1	AWR	Paterson A (3)	0	0	0	JET	Perkins T. (7)	5	0	1
42N	Crichton J (42)	3	0	0	CES	Klempay T. (6)	10	0	0	JET	Black S. (12)	4	0	0
42N	Yanca J. (6)	2	0	0	CES	Langrock E (22)	10	0	1	JET	Bogard S. (13)	4	0	0
42N	Cieciek C. (199)	0	0	0	CES	Joffe E. (40)	8	0	0	JET	Joffe M. (4)	4	0	0
42N	Foster M. (10)	0	0	0	CES	Anday C. (8)	7	0	0	JET	Frantzeska (6)	2	0	0
AAR	Montalban (8)	12	0	6	CES	Nalepa A. (20)	5	0	2	JET	Roberts J. (3)	1	0	1
AAR	Jilek J. (13)	10	0	0	CES	Frusti P. (7)	4	0	0	JET	Snyder J. (5)	1	0	1
AAR	Lynn K. (40)	4	0	0	CES	Peal D. (27)	3	0	0	JET	Stoller C. (199)	0	0	0
AAR	Barnes P. (28)	3	0	0	CES	Stefan A. (16)	2	0	0	NPB	Baalrud S. (25)	9	0	1
AAR	Bartolacci (12)	3	0	3	CES	O'Brien C. (5)	1	0	0	NPB	Jefferson (19)	9	0	1
AAR	Vaughn C. (97)	3	0	1	CES	Barnes J. (199)	0	0	0	NPB	Marentette (9)	9	0	0
AAR	Dillen K. (19)	2	0	0	CES	Copp A. (9)	0	0	1	NPB	Aliff D. (8)	7	0	0
AAR	Lobdell G. (16)	1	0	0	DVY	Nilsson J. (11)	12	0	0	NPB	Holmstrom (16)	5	0	4
AAR	Schueler D (17)	1	0	0	DVY	Perry B. (7)	8	0	0	NPB	Joshi C. (12)	4	0	0
AAR	Greene S. (199)	0	0	0	DVY	Udager A. (20)	7	0	1	NPB	Talusan P. (24)	3	0	3
AAR	Pokorney M (119)	0	0	0	DVY	Carlson C. (9)	6	0	0	NPB	Erps R. (14)	2	0	1
AST	Huntzicker (21)	13	0	0	DVY	Hescheles (8)	6	0	1	NPB	Rouse C. (7)	2	0	0
AST	Erps S. (9)	10	0	0	DVY	Caruso M. (17)	4	0	4	NPB	Grant J. (10)	1	0	0
AST	Was A. (17)	10	0	2	DVY	Hutton C. (16)	3	0	0	NPB	Verburg A. (199)	0	0	0
AST	Mills J. (22)	8	0	0	DVY	Navarre G. (12)	3	0	0	PET	Maltese C. (13)	15	0	2
AST	Barden A. (3)	5	0	0	DVY	Bourne B. (10)	1	0	0	PET	Allen C. (11)	8	0	2
AST	Kless J. (8)	4	0	0	DVY	Fisher J. (19)	0	0	0	PET	Opsahl Jef (19)	7	0	0
AST	Waltz S. (18)	3	0	2	DVY	Weiler M. (199)	0	0	0	PET	Wells S. (16)	6	0	0
AST	Hula A. (11)	2	0	0	FDB	Weiler C. (15)	11	0	0	PET	Heald D. (17)	5	0	0
AST	DeWolfe T. (19)	1	0	0	FDB	Dickinson (5)	9	0	0	PET	Pawlowski (10)	5	0	0
AST	Schroeder (4)	0	0	1	FDB	Grantham L (11)	6	0	1	PET	Peterson S (20)	5	0	2
AST	Schroeder (199)	0	0	0	FDB	Oxender A. (17)	6	0	2	PET	Forward J. (15)	4	0	0
AWR	Lewis J. (69)	15	0	2	FDB	Sarosi M. (6)	6	0	0	PET	Boutin J. (12)	0	0	0
AWR	Hattie M. (40)	14	0	5	FDB	Ellies B. (14)	5	0	2	PET	Nesbitt R. (22)	0	0	0
AWR	Joffe Brya (22)	7	0	2	FDB	Blackburn (4)	4	0	0	PET	Parks C. (199)	0	0	0
AWR	Clavier A. (9)	4	0	0	FDB	Gregory E. (7)	3	0	1					

# AAMHL Penalties by player

Winter 2025

January 11, 2026

<i>Team</i>	<i>Name</i>	<i>Total</i>	<i>Category</i>	<i>Team</i>	<i>Name</i>	<i>Total</i>	<i>Category</i>	<i>Team</i>	<i>Name</i>	<i>Total</i>	<i>Category</i>
42N	Ahquist S.	2	Hooker	AWR	Gilson T.	1	Tripper	FDB	Oxender A.	0	Conformist
42N	Cieciak C.	0	Conformist	AWR	Hattie M.	0	Conformist	FDB	Sarosi M.	2	Tripper
42N	Crichton J.	0	Conformist	AWR	Joffe Bryan	0	Conformist	FDB	Weiler C.	0	Conformist
42N	Foster D.	2	Tripper	AWR	Johnson A.	0	Conformist	JET	Black S.	1	Checker
42N	Foster M.	0	Conformist	AWR	Lewis J.	0	Conformist	JET	Bogard S.	0	Conformist
42N	Ideson R.	0	Conformist	AWR	Paterson A.	0	Conformist	JET	Crawford M.	1	Checker
42N	Kessler S.	0	Conformist	AWR	Wilkins F.	2	Tripper	JET	Frantzeskakis P	0	Conformist
42N	McBride R.	0	Conformist	CES	Anday C.	0	Conformist	JET	Joffe M.	0	Conformist
42N	O'Brien M.	0	Conformist	CES	Barnes J.	0	Conformist	JET	Perkins T.	0	Conformist
42N	Rothhaar D.	0	Conformist	CES	Copp A.	1	Hooker	JET	Porter J.	0	Conformist
42N	Yanca J.	0	Conformist	CES	Frusti P.	1	Checker	JET	Roberts J.	0	Conformist
AAR	Barnes P.	0	Conformist	CES	Joffe E.	0	Conformist	JET	Snyder J.	1	Checker
AAR	Bartolacci A.	0	Conformist	CES	Klempay T.	1	Tripper	JET	Stevens D.	0	Conformist
AAR	Dillen K.	1	Tripper	CES	Langrock E.	0	Conformist	JET	Stoller C.	0	Conformist
AAR	Greene S.	0	Conformist	CES	Nalepa A.	0	Conformist	NPB	Aliff D.	1	Checker
AAR	Jilek J.	0	Conformist	CES	O'Brien C.	0	Conformist	NPB	Baalrud S.	0	Conformist
AAR	Lobdell G.	1	Tripper	CES	Peal D.	0	Conformist	NPB	Erps R.	1	Checker
AAR	Lynn K.	0	Conformist	CES	Stefan A.	0	Conformist	NPB	Grant J.	0	Conformist
AAR	Montalban A.	0	Conformist	DVY	Bourne B.	1	Hooker	NPB	Holmstrom E.	0	Conformist
AAR	Pokorney M.	0	Conformist	DVY	Carlson C.	0	Conformist	NPB	Jefferson D.	0	Conformist
AAR	Schueler D.	1	Tripper	DVY	Caruso M.	0	Conformist	NPB	Joshi C.	1	Hooker
AAR	Vaughn C.	0	Conformist	DVY	Fisher J.	0	Conformist	NPB	Marentette B.	1	Hooker
AST	Barden A.	0	Conformist	DVY	Hescheles D.	0	Conformist	NPB	Rouse C.	0	Conformist
AST	DeWolfe T.	0	Conformist	DVY	Hutton C.	0	Conformist	NPB	Talusan P.	0	Conformist
AST	Erps S.	2	Tripper	DVY	Navarre G.	0	Conformist	NPB	Verburg A.	0	Conformist
AST	Hula A.	1	Checker	DVY	Nilsson J.	1	Tripper	PET	Allen C.	0	Conformist
AST	Huntzicker D.	0	Conformist	DVY	Perry B.	1	Checker	PET	Boutin J.	0	Conformist
AST	Kless J.	1	Tripper	DVY	Udager A.	2	Checker	PET	Forward J.	0	Conformist
AST	Mills J.	0	Conformist	DVY	Weiler M.	0	Conformist	PET	Heald D.	0	Conformist
AST	Schroeder B.	0	Conformist	FDB	Blackburn R.	1	Tripper	PET	Maltese C.	0	Conformist
AST	Schroeder D.	0	Conformist	FDB	Cramer M.	0	Conformist	PET	Nesbitt R.	1	Hooker
AST	Waltz S.	1	Checker	FDB	Dickinson G.	2	Hooker	PET	Opsahl Jeff	2	Tripper
AST	Was A.	1	Checker	FDB	Ellies B.	0	Conformist	PET	Parks C.	0	Conformist
AWR	Clavier A.	1	Tripper	FDB	Grantham L.	1	Tripper	PET	Pawlowski B.	1	Checker
AWR	Daum K.	0	Conformist	FDB	Gregory E.	1	Tripper	PET	Peterson S.	0	Conformist
AWR	Edwards S.	0	Conformist	FDB	Hall E.	1	Hooker	PET	Wells S.	1	Hooker
AWR	Fitzpatrick M.	1	Checker	FDB	McClelland J.	1	Checker				

# Points Per Game By Year

Winter 2025  
January 11, 2026

Name	Points per Game per Year				Trend	Name	Points per Game per Year				Trend	Name	Points per Game per Year				Trend
	2025	2024	2023	2022	Rank		2025	2024	2023	2022	Rank		2025	2024	2023	2022	Rank
Ahlquist S.	0.59	0.63	0.92	0.73		Gilson T.	0.08	0.43	0.33	0.40		Nalepa A.	0.64	0.27	0.50	0.55	
Aliff D.	1.17	0.00	0.00	0.00		Grant J.	0.04	0.15	0.23	0.37		Navarre G.	0.14	0.24	0.13	0.34	
Allen C.	1.11	0.00	0.00	0.00		Grantham L.	0.50	0.50	0.64	0.60		Nesbitt R.	0.25	0.12	0.30	0.29	
Anday C.	1.40	0.00	0.00	0.00		Gregory E.	0.27	0.28	0.17	0.38		Nilsson J.	1.37	1.42	1.47	1.36	
Baalrud S.	1.00	1.00	0.00	0.00		Hall E.	0.50	0.85	1.00	1.00		O'Brien C.	0.35	0.45	0.27	0.38	
Barden A.	0.32	0.27	0.00	0.00		Hattie M.	1.71	0.00	0.00	0.00		O'Brien M.	1.74	1.16	1.58	1.39	
Barnes P.	0.20	0.43	0.35	0.24		Heald D.	0.37	0.32	0.18	0.18		Opsahl Jeff	0.47	0.31	0.28	0.63	
Bartolacci A.	0.72	0.58	0.00	0.00		Hescheles D.	0.74	0.70	0.57	0.58		Oxender A.	1.28	0.96	1.05	1.08	2
Black S.	0.50	0.00	0.00	0.00		Holmstrom E.	0.75	0.67	0.91	0.90		Paterson A.	0.21	0.36	0.14	0.33	
Blackburn R.	0.36	0.27	0.31	0.54		Hula A.	0.17	0.13	0.19	0.00		Pawlowski B.	0.52	0.68	0.38	0.49	
Bogard S.	0.36	0.40	0.26	0.43		Huntzicker D.	1.37	1.98	1.91	1.67		Peal D.	0.19	0.15	0.19	0.20	
Bourne B.	0.25	0.83	0.94	0.00		Hutton C.	0.35	0.36	0.37	0.33	4	Perkins T.	1.00	1.12	0.98	0.72	
Boutin J.	0.27	0.35	0.13	0.47		Ideson R.	1.28	0.00	0.00	0.00		Perry B.	0.61	0.74	0.89	1.00	
Carlson C.	1.21	1.08	0.91	1.31		Jefferson D.	0.83	0.89	0.96	0.69		Peterson S.	0.63	0.95	0.70	1.42	
Caruso M.	0.80	0.00	0.00	0.00		Jilek J.	1.17	1.02	0.00	0.00		Pokorney M.	1.31	0.90	0.78	0.80	1
Clavier A.	0.43	0.53	0.50	0.92		Joffe Bryan	0.61	0.60	0.00	0.00		Porter J.	1.22	0.73	1.29	1.16	
Copp A.	0.30	0.42	0.19	0.21		Joffe E.	1.09	1.41	1.02	1.16		Roberts J.	0.29	0.21	0.37	0.73	
Crawford M.	1.09	0.63	1.07	0.82		Joffe M.	0.46	0.78	0.59	1.10		Rothhaar D.	0.60	0.00	0.00	0.00	
Crichton J.	0.32	0.33	0.12	0.48		Johnson A.	0.14	0.14	0.16	0.18		Rouse C.	0.19	0.20	0.37	0.30	
DeWolfe T.	0.37	0.58	0.54	0.49		Joshi C.	0.50	0.00	0.00	0.00		Sarosi M.	0.38	0.29	0.42	0.30	
Dickinson G.	1.54	1.08	0.83	1.39		Kessler S.	0.52	0.39	0.25	0.52		Schroeder B.	0.13	0.00	0.00	0.00	
Dillen K.	0.40	0.46	0.00	0.53		Klempay T.	1.22	0.00	0.00	0.00		Schueler D.	0.27	0.36	0.33	0.50	
Edwards S.	0.35	0.23	0.68	0.59		Kless J.	0.40	0.36	0.48	0.38		Snyder J.	0.17	0.00	0.00	0.00	
Ellies B.	0.55	0.53	0.69	0.71		Langrock E.	0.63	0.63	0.35	0.00		Stefan A.	0.43	0.35	0.05	0.26	
Erps R.	0.21	0.16	0.19	0.30		Lewis J.	1.31	0.00	0.00	0.00		Stevens D.	1.40	1.40	1.20	1.33	
Erps S.	0.96	1.41	1.33	1.34		Lobdell G.	0.18	0.28	0.19	0.32		Talusan P.	0.48	0.16	0.47	0.31	
Fisher J.	0.04	0.09	0.12	0.12		Lynn K.	0.31	0.24	0.00	0.00		Udager A.	0.53	0.66	0.73	0.00	
Fitzpatrick M.	0.32	0.66	0.76	1.05		Maltese C.	1.34	1.39	1.77	0.00		Vaughn C.	0.36	0.85	0.41	1.23	
Forward J.	0.75	0.29	0.53	0.43		Marentette B.	1.00	0.00	0.00	0.00		Waltz S.	0.48	0.46	0.32	0.66	
Foster D.	0.92	0.78	1.03	1.23		McBride R.	1.00	0.53	0.54	0.67		Was A.	1.20	0.00	0.00	0.00	
Foster M.	0.19	0.25	0.22	0.24		McClelland J.	0.35	0.34	0.23	0.25		Weiler C.	1.15	1.15	0.98	1.00	
Frantzeskakis P.	0.50	0.38	0.24	0.42	3	Mills J.	0.89	0.00	0.00	0.00		Wells S.	0.73	1.11	0.57	0.94	
Frusti P.	1.00	1.12	1.82	1.42		Montalban A.	1.37	1.38	1.68	0.00		Wilkins F.	0.23	0.09	0.33	0.26	
												Yanca J.	0.50	0.00	0.00	0.00	

Trend Rank = A rank of the players with an increasing rate of the number of points per game per year over the last 5 years.

The rank number is based on the slope of a least-square linear fit to the last five years of points per game data for each player.

The lower the rank number the greater the rate of increase in points per game per year.

The quality of the fit (coefficient of determination) must be greater than 0.4 to be assigned a rank

# Player points since 2006

Winter 2025  
January 11, 2026

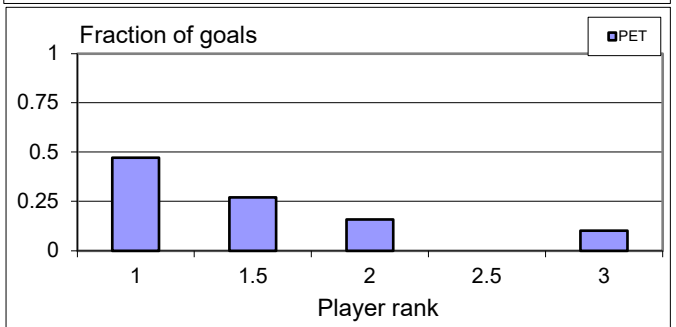
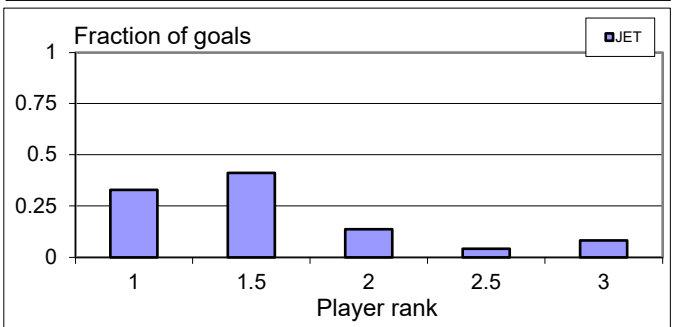
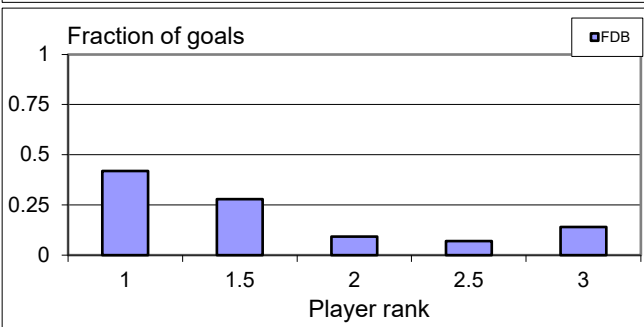
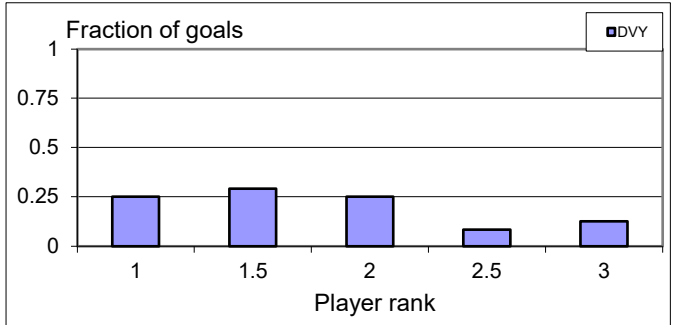
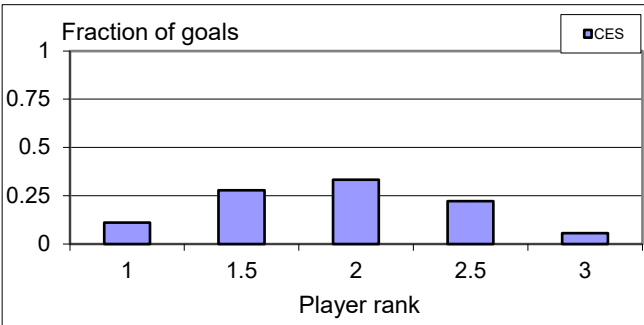
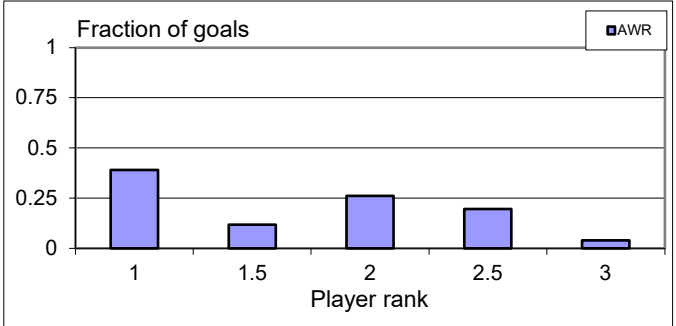
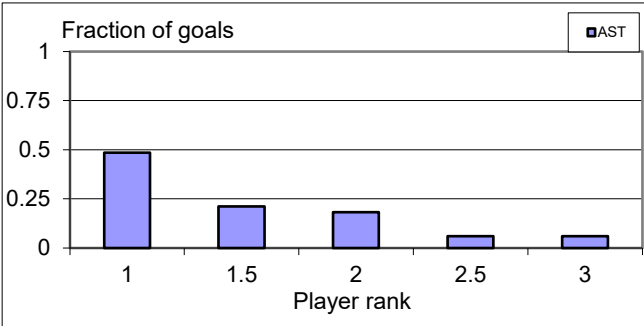
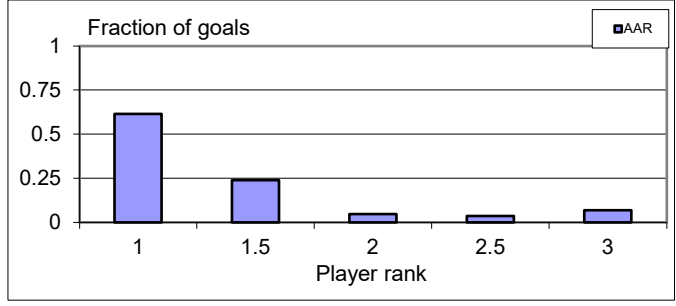
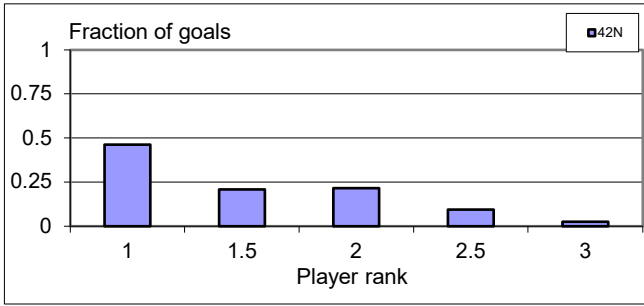
Name	Games	Goals	Asists	Points/Game	Name	Games	Goals	Asists	Points/Game	Name	Games	Goals	Asists	Points/Game
Ahlquist S.	211	67	86	0.73	Gilson T.	544	134	183	0.58	Nilsson J.	143	104	99	1.42
Aliff D.	6	6	1	1.17	Grant J.	189	10	40	0.26	O'Brien C.	399	46	163	0.52
Allen C.	7	4	4	1.14	Grantham L.	851	407	423	0.98	O'Brien M.	387	330	325	1.69
Anday C.	5	3	4	1.40	Greene S.	382	0	0	0.00	Opsahl Jeff	424	205	218	1.00
Baalrud S.	46	32	14	1.00	Gregory E.	320	59	107	0.52	Oxender A.	182	95	86	0.99
Barden A.	52	7	7	0.27	Hall E.	278	168	140	1.11	Parks C.	157	0	6	0.04
Barnes J.	688	0	14	0.02	Hattie M.	27	16	32	1.78	Paterson A.	274	34	73	0.39
Barnes P.	920	218	368	0.64	Heald D.	232	14	49	0.27	Pawlowski B.	246	87	66	0.62
Bartolacci A.	63	26	18	0.70	Hescheles D.	247	92	79	0.69	Peal D.	474	43	97	0.30
Black S.	7	1	3	0.57	Holmstrom E.	339	203	144	1.02	Perkins T.	242	131	110	1.00
Blackburn R.	323	78	105	0.57	Hula A.	103	6	11	0.17	Perry B.	577	299	409	1.23
Bogard S.	804	251	283	0.66	Huntzicker D.	373	456	283	1.98	Peterson S.	375	152	195	0.93
Bourne B.	64	21	34	0.86	Hutton C.	242	51	59	0.45	Pokorney M.	807	592	462	1.31
Boutin J.	720	176	259	0.60	Ideson R.	22	12	17	1.32	Porter J.	188	155	94	1.32
Carlson C.	231	184	128	1.35	Jefferson D.	181	94	70	0.91	Roberts J.	468	95	188	0.60
Caruso M.	8	2	2	0.50	Jilek J.	63	39	31	1.11	Rothhaar D.	7	2	3	0.71
Cieciak C.	441	1	9	0.02	Joffe Bryan	69	21	20	0.59	Rouse C.	202	14	40	0.27
Clavier A.	338	138	155	0.87	Joffe E.	450	425	256	1.51	Sarosi M.	778	180	225	0.52
Copp A.	404	22	155	0.44	Joffe M.	448	233	303	1.20	Schroeder B.	7	0	0	0.00
Cramer M.	192	0	1	0.01	Johnson A.	766	15	150	0.22	Schroeder D.	612	2	6	0.01
Crawford M.	196	86	96	0.93	Joshi C.	8	2	2	0.50	Schueler D.	606	86	211	0.49
Crichton J.	794	251	286	0.68	Kessler S.	386	77	95	0.45	Snyder J.	8	1	0	0.13
Daum K.	48	0	0	0.00	Klempay T.	23	14	14	1.22	Stefan A.	421	58	80	0.33
DeWolfe T.	424	167	183	0.83	Kless J.	500	79	129	0.42	Stevens D.	205	162	128	1.41
Dickinson G.	133	91	60	1.14	Langrock E.	85	16	31	0.55	Stoller C.	183	0	0	0.00
Dillen K.	90	16	25	0.46	Lewis J.	9	9	6	1.67	Talusan P.	143	21	27	0.34
Edwards S.	224	29	71	0.45	Lobdell G.	346	57	92	0.43	Udager A.	112	29	49	0.70
Ellies B.	311	112	105	0.70	Lynn K.	65	7	10	0.26	Vaughn C.	310	137	113	0.81
Erps R.	354	30	72	0.29	Maltese C.	84	71	52	1.46	Verburg A.	210	0	0	0.00
Erps S.	779	656	496	1.48	Marentette B.	8	5	4	1.13	Waltz S.	212	60	47	0.50
Fisher J.	735	13	155	0.23	McBride R.	185	58	71	0.70	Was A.	9	3	7	1.11
Fitzpatrick M.	491	248	211	0.93	McClelland J.	882	109	296	0.46	Weiler C.	154	83	80	1.06
Forward J.	696	241	319	0.80	Mills J.	8	5	3	1.00	Weiler M.	74	0	0	0.00
Foster D.	513	336	263	1.17	Montalban A.	84	60	59	1.42	Wells S.	182	102	67	0.93
Foster M.	492	40	95	0.27	Nalepa A.	217	29	68	0.45	Wilkins F.	167	22	26	0.29
Frantzeskakis P.	732	85	228	0.43	Navarre G.	622	164	177	0.55	Yanca J.	4	1	1	0.50
Frusti P.	206	186	122	1.50	Nesbitt R.	185	17	49	0.36					

\*Games = Total number of possible games played starting in September 2006 including games played as a substitute.

# Goals by Ranking

Winter 2025

January 11, 2026



Goals are normalized by the number of players at each rank level.