

Basic steps for Pin ordering:

- Are both Squirt A & B going to the Tournament? Are they officially in the tournament?
- Has the Hockey Board approved the cost of the pins?
- Determine when you need the pins by (drop dead date; usually girls tournament is earlier)
 - Do the Girls teams want/need pins this year?
- Contact PinCrafters to get the process going and start design (seems to take at **least 4 weeks** after ordering)
- Seek donations from businesses (Any squirt parent businesses?)
- Take a poll of the kids on the popular design/spinner/lights/etc.(The more parts, the more the costs....What was popular last year?)
- Take orders from the squirt teams for the individual orders. Parents pay when they receive the pins.
 - Check with Pam and see if she wants any for the concession stand
 - check with other parents; a lot of Pee Wee parents still go up and want pins
 - if a parent orders 0 they probably don't understand the "pin game" and how much fun the kids have doing it. Try and explain. 1st year parents should order a min. amount(10) as once the pins are gone, they are gone.
- Basic Numbers (girls + boys)
 - Team games x(plus 1 for playoffs) Times 20 players per team
 - ex. Squirt A guaranteed 5 games so add 1*
 - $6 \text{ games} \times 20 = 120 \text{ pins needed}$
 - Plus 1 free pin per each FF player
 - any extras ??
- Once you receive the pins:
 - For the Individual Orders:
 - place indiv. Orders in plastic bags plus 1 free pin for each squirt; mark with name.
 - Parents pay **as they receive** the pins.
 - For MANAGER(s):
 - Place 20 pins in a bag for each game. The manager should look at the roster for the games and remove the excess before giving the bag to the other team.
- *Usually you should provide 1 extra bag of pins for an extra/playoff game.

PinCrafters

From: **Steven Lipman** (steve@pincrafters.com)

Sent: Mon 11/10/08 1:44 PM

To: hobbs_brenda@hotmail.com

Attachments: fergus-falls-otters.gif (12.5 KB)

2005 - 2006 Design 

Hi Brenda, this is the 2006 pin.



Steve Lipman
PinCrafters
45 Kilburn St.
Burlington, VT 05401
888-388-4288
802-383-0328
802-383-0331 fax
www.pincrafters.com




CUSTOM LAPEL PINS

1.888.388.4288


WWW.PINCRAFTERS.COM

INFO@PINCRAFTERS.COM


-  Black Nickel Base Metal
-  Gold Base Metal
-  PMS White
-  PMS Black
-  PMS 123
-  PMS 201
-  PMS Cool Gray 4
-  PMS 4645




3/4"



1"



1.5"



5/8"

Please always check spelling and fonts carefully. Molds will be made upon final approval of the artwork. Any corrections after the molds are made will incur a new die fee. For accurate results, print at 100%.

Start Date: 11/17/06

Rev. Date: 11/20/06



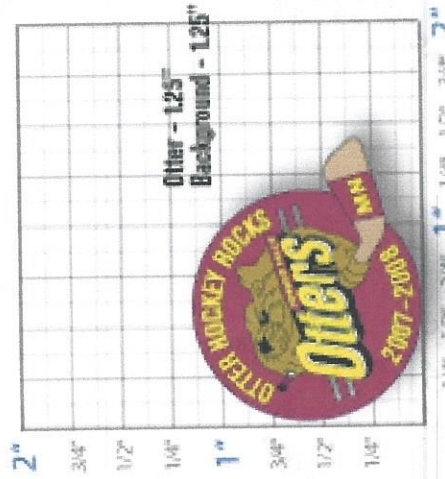

Job Name: HK Fergus Falls

Sales Person: Ann

KC

2006-2007 design

2007-2008 Pin design selected



1.375"

1.5"

Please always check spelling and fonts carefully. Molds will be made upon final approval of the artwork. Any corrections after the molds are made will incur a new die fee. For accurate results, print at 100%.

Re: PinCrafters

From: Steven Lipman (steve@pincrafters.com)

Sent: Thu 11/13/08 7:41 AM

To: Brenda Hobbs (hobbs_brenda@hotmail.com)

Attachments: HK.Otters.11.12.08.gif (104.8 KB)

2009-2010

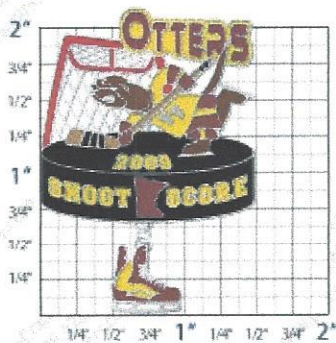


CUSTOM LAPEL PINS

1.888.388.4288

WWW.PINCRAFTERS.COM

INFO@PINCRAFTERS.COM



Please always check spelling and fonts carefully. Molds will be made upon final approval of the artwork. Any corrections after the molds are made will incur a new die fee. For accurate results, print at 100%

Start Date: 11.11.08

Rev. Date: 11.12.08

Job Name: HK.Otters

Sales Person: Lipman

KR

On Nov 11, 2008, at 11:30 PM, Brenda Hobbs wrote:

Steve, they look great. The kids seem to like the idea of the Jersey but with some modifications. Can we:

1. Take away the puck
2. Put the FF logo on a spinner on the front of the jersey. The Logo is two Capital F's with crossed hockey sticks inbetween, and a puck at the base of the crossed sticks. One F is a little staggered (make sense?)
3. Take away the small gold stripe on the jersey replace with a small white stripe on the top and the bottom of the wide gold band.
4. At the bottom of the Jersey add OTTERS 2008-2009

On the Otter with net, can we:

1. Change the dangler to a hockey skate

2009-2010



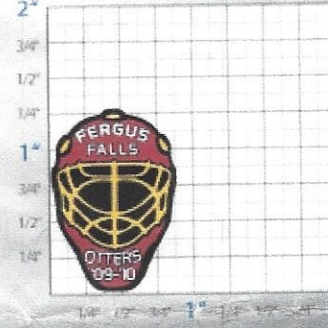
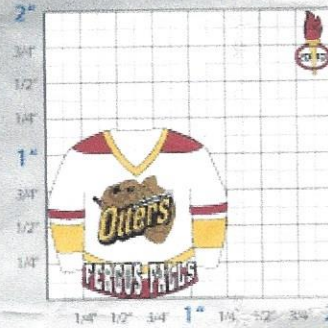
CUSTOM LAPEL PINS

1.888.388.4288
WWW.PINCRAFTERS.COM
INFO@PINCRAFTERS.COM

- Black Nickel Base Metal
- PMS White
- PMS 186
- PMS 201
- PMS 464
- BG-1 Burgundy Glitter
- PMS Black
- PMS Reflex Blue
- PMS 123
- PMS 4655
- PMS Cool Gray 6



Please always check spelling and fonts carefully. Molds will be made upon final approval of the artwork. Any corrections after the molds are made will incur a new die fee. For accurate results, print at 100%.



Start Date: 11.10.09 Rev. Date: 11.13.09 Job Name: HK,Fergus Sales Person: Lipman JW

Steve Lipman
PinCrafters
45 Kilburn St.

2009-2010



CUSTOM LABEL PINS

1.888.388.4288

WWW.PINCRAFTERS.COM

INFO@PINCRAFTERS.COM

Black Nickel Base Metal



PMS White



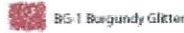
PMS 186



PMS 201



PMS 464



BG-1 Burgundy Glitter



PMS Black



PMS Reflex Blue



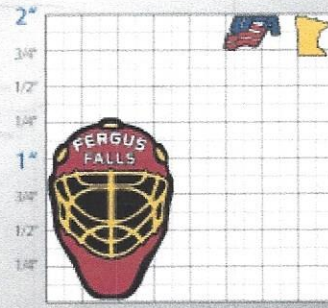

PMS 123



PMS 4655



Please always check spelling and fonts carefully. Molds will be made upon final approval of the artwork. Any corrections after the molds are made will incur a new die fee. For accurate results, print at 100%.



Start Date: 11.10.09

Rev. Date: 00.00.00

Job Name: HK.Fergus

Sales Person: Lipman

JW


Steve Lipman
PinCrafters
45 Kilburn St.



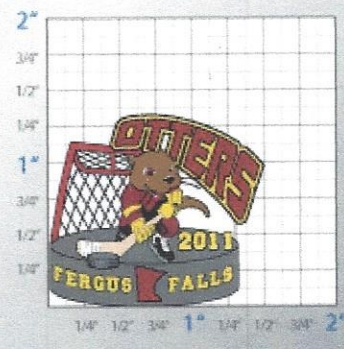
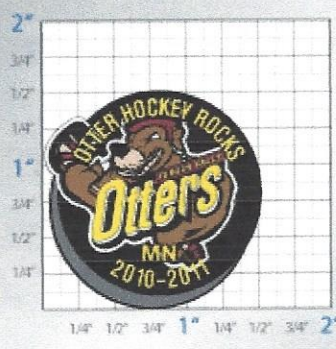

CUSTOM LAPEL PINS

1.888.388.4288
 WWW.PINCRAFTERS.COM
 INFO@PINCRAFTERS.COM

- Black Nickel Base Metal Gold Glitter
- PMS White PMS 202 PMS 725 PMS 109 PMS 186
- PMS Black PMS CG 3 PMS 713 PMS CG 11 Maroon Glitter



Please always check spelling and fonts carefully. Molds will be made upon final approval of the artwork. Any corrections after the molds are made will incur a new die fee. For accurate results, print at 100%.



Start Date: 12.1.10

Rev. Date: 12.8.10

Job Name: HK.Fergus

Sales Person: Lipman

JW

Steve Lipman
 PinCrafters
 45 Kilburn St.
 Burlington, VT 05401
 888-388-4288
 802-383-0328
 802-383-0331 fax

2010-2011

12/14/2010

2009-2010



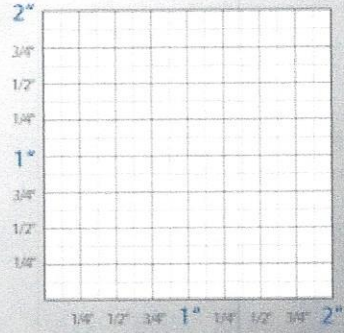
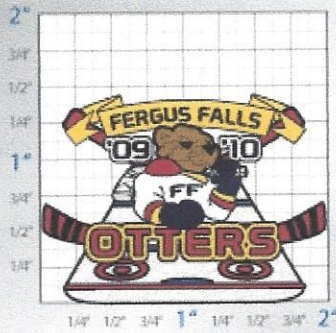

CUSTOM LAPEL PINS

1.888.388.4288
WWW.PINCRAFTERS.COM
INFO@PINCRAFTERS.COM

- Black Nickel Base Metal
- PMS White
- PMS 123
- PMS 464
- PMS Cool Gray 6
- PMS Black
- PMS 201
- PMS Reflex Blue
- Rainbow Glitter



Please always check spelling and fonts carefully. Molds will be made upon final approval of the artwork. Any corrections after the molds are made will incur a new die fee. For accurate results, print at 100%.



Start Date: 11.10.09

Rev. Date: 11.20.09

Job Name: HK.Fergus

Sales Person: Lipman

JW

On Nov 20, 2009, at 8:14 AM, Ultimate Rent-All wrote:


Steve,



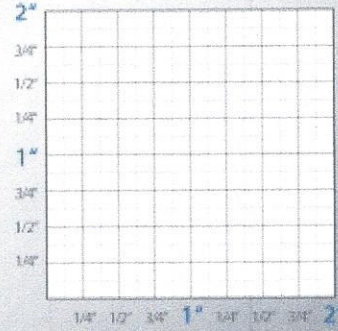
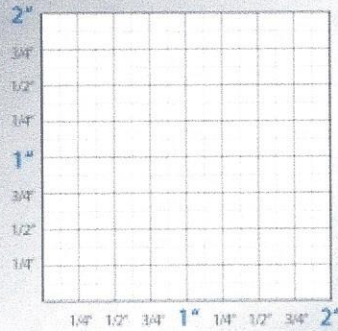
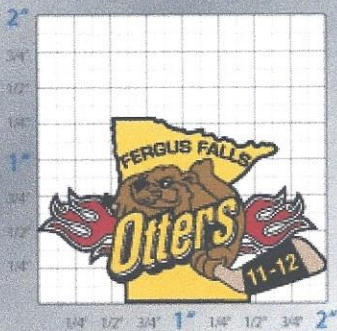
CUSTOM LAPEL PINS

1.888.388.4288
WWW.PINCRAFTERS.COM
INFO@PINCRAFTERS.COM

- Black Nickel Base Metal
- PMS White
- PMS 4635
- Red Glitter
- PMS Black
- PMS 464
- Yellow Glitter
- PMS 123



Please always check spelling and fonts carefully. Molds will be made upon final approval of the artwork. Any corrections after the molds are made will incur a new die fee. For accurate results, print at 100%.



Start Date: 11.8.11

Rev. Date: 1.3.12

Job Name: HK Fergus Falls

Sales Person: Lipman

Diff

#2



bigger →



Idea
Gloves

500
\$1.95

1000
\$1.70

500 pins - \$2.10 ea. → \$2.60
 1000 pins - \$1.85 ea → \$2.05
 \$200 mold change

2016/2017
Pin
2.50/pin
1400 ordered

