

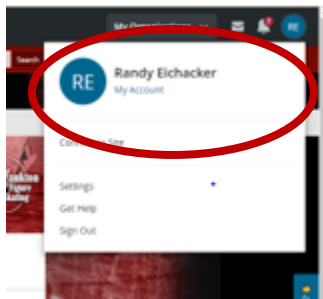
# How to Verify Completion so I can receive credit for working my DIBs.

Log into your NGIN Account

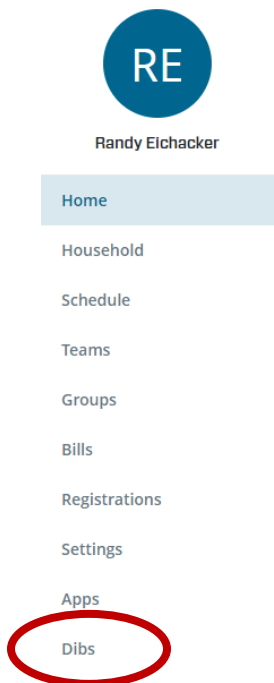
Click on your account name in the upper right to open your profile



This will expand to show "My Account" Click on "My Account"



Go to Dibs



Select your claimed Dib Item

Claimed Items
DIB ITEM (CREDITS) ▾
Rink Set Up
Home Penalty Box/Live Score
OvsW-Home Penalty Box/Live Score
MvsSF-Home Penalty Box/Live Score
BV-Live Score

Click on **Verify Completion** on the left side of the screen


<b>Credit Value: 1.5</b> Credit issued upon completion.
<b>Status: Claimed</b> This Dib Item has been claimed. Is this DIB item complete?
<b>Verify Completion</b>
<b>Athlete: Emma Eichacker</b> <b>Fulfiller: Randy Eichacker</b>
<b>Cancellation Prohibited: 2 days</b> This Dib Item can no longer be canceled without contacting the Admin. Request Cancellation

Click **Request Completion Verification**

**Request Completion Verification**

Notify the Admin that you have completed the Dib Item "Rink Set Up".

---



If you have finished this Dib Item, click the **Request Completion Verification** button to notify the Admin that this Dib Item is completed. You will receive credit for the item once the Admin has marked it as completed.

A message will be sent to [yaiadibs@gmail.com](mailto:yaiadibs@gmail.com) stating you have completed the task. Please wait up to two weeks before it posts to your account as complete because the Dibs Coordinator needs to manually verify the completion and give the credit.

You may contact [yaiadibs@gmail.com](mailto:yaiadibs@gmail.com) if you have questions.