

AAMHL Standings

Summer 2024
October 17, 2024

Regular Season

| Team | Pts | Won | Lost | Tied | GF | GA | GS | GNA |
|--------------------------|-----|-----|------|------|----|----|----|-----|
| 1 North Peak Brewing Co. | 23 | 10 | 1 | 3 | 53 | 29 | 17 | 6 |
| 2 AstroTurf | 18 | 8 | 4 | 2 | 58 | 37 | 6 | 13 |
| 3 Jets Pizza | 18 | 8 | 4 | 2 | 50 | 40 | 6 | 15 |
| 4 Ann Arbor Rug and Carp | 15 | 6 | 5 | 3 | 47 | 44 | 9 | 8 |
| 5 Cliff Keen Athletic | 15 | 5 | 4 | 5 | 45 | 36 | 12 | 10 |
| 6 Corby Energy Services | 13 | 5 | 6 | 3 | 40 | 42 | 12 | 6 |
| 7 Knight's Steakhouse | 11 | 5 | 8 | 1 | 35 | 45 | 11 | 10 |
| 8 Wolverine State Brewer | 10 | 4 | 8 | 2 | 43 | 54 | 8 | 10 |
| 9 Rayconnect Inter. | 9 | 3 | 8 | 3 | 39 | 64 | 10 | 13 |
| 10 Forward Design Build | 8 | 3 | 9 | 2 | 37 | 56 | 5 | 6 |

GF = Goals for; GA = Goals against; GS = Goals by substitute players; GNA = Goals unassisted

Regular season rank rules: 1-points; 2-most wins (regulation time only); 3-head-to-head; 4-goals for; 5-goals against

PlayOff Season

| Team | Pts | Won | Lost | Tied | GF | GA | GS | GNA |
|--------------------------|-----|-----|------|------|----|----|----|-----|
| 1 Ann Arbor Rug and Carp | 26 | 3 | 0 | 2 | 21 | 11 | 9 | 7 |
| 2 AstroTurf | 24 | 3 | 1 | 1 | 18 | 11 | 1 | 3 |
| 3 Jets Pizza | 21 | 3 | 1 | 1 | 19 | 13 | 0 | 6 |
| 4 Cliff Keen Athletic | 21 | 3 | 1 | 1 | 17 | 12 | 2 | 5 |
| 5 North Peak Brewing Co. | 19 | 3 | 2 | 0 | 13 | 13 | 0 | 4 |
| 6 Corby Energy Services | 17 | 2 | 2 | 1 | 12 | 10 | 5 | 3 |
| 7 Knight's Steakhouse | 14 | 1 | 3 | 1 | 16 | 21 | 1 | 7 |
| 8 Wolverine State Brewer | 13 | 1 | 2 | 2 | 10 | 13 | 4 | 0 |
| 9 Forward Design Build | 10 | 1 | 4 | 0 | 13 | 23 | 1 | 4 |
| 10 Rayconnect Inter. | 5 | 0 | 4 | 1 | 9 | 21 | 5 | 1 |

Rank: 1-points; 2-most playoff wins; 3- head-to-head playoff pts; 4-head-to-head reg. season; 5-regular season standings

No playoff points will be awarded to a team that is playing with fewer than 11 players.

Player stats.: Top two from each team for each category

| Team | Name | Goals | Assists | Total Pts. | Name | Pnlty Min. | Penalty Violation | |
|------|-----------------|-------|-----------------|------------|-----------------|------------|-------------------|----|
| AAR | Hall E. (9) | 12 | Vaughn C. (97) | 11 | Hall E. (9) | 20 | Joffe Ben (22) | 14 |
| AAR | Ball S. (12) | 8 | Ball S. (12) | 9 | Ball S. (12) | 17 | Johnson A. (8) | 10 |
| AST | Huntzicker (17) | 26 | Barry J. (21) | 14 | Huntzicker (17) | 34 | Barry J. (21) | 12 |
| AST | Perkins T. (8) | 13 | Perkins T. (8) | 11 | Perkins T. (8) | 24 | Perkins T. (8) | 6 |
| CES | Wells S. (9) | 11 | Montalban (8) | 14 | Wells S. (9) | 21 | Foster M. (22) | 6 |
| CES | Dickinson (20) | 10 | Wells S. (9) | 10 | Montalban (8) | 19 | Lynn K. (28) | 6 |
| CKA | Jilek J. (11) | 12 | Jilek J. (11) | 11 | Jilek J. (11) | 23 | Paterson A (12) | 10 |
| CKA | Peterson S (18) | 9 | Larson E. (5) | 11 | Peterson S (18) | 16 | Jilek J. (11) | 6 |
| FDB | Nilsson J. (15) | 13 | Nilsson J. (15) | 8 | Nilsson J. (15) | 21 | Nilsson J. (15) | 6 |
| FDB | Stevens D. (7) | 13 | Stevens D. (7) | 8 | Stevens D. (7) | 21 | Erps R. (12) | 4 |
| JET | Gal J. (5) | 22 | Gal J. (5) | 16 | Gal J. (5) | 38 | Bartolacci (11) | 6 |
| JET | Bartolacci (11) | 9 | Joffe Brya (8) | 7 | Joffe Brya (8) | 14 | Joffe Brya (8) | 4 |
| KNT | Frusti P. (11) | 13 | Ahlquist S (9) | 8 | Frusti P. (11) | 20 | Milliken S (8) | 6 |
| KNT | Weiler C. (15) | 10 | Weiler C. (15) | 8 | Weiler C. (15) | 18 | Teeter J. (7) | 6 |
| NPB | Kroll J. (14) | 10 | Jefferson (19) | 12 | Kroll J. (14) | 22 | McClelland (9) | 8 |
| NPB | Porter J. (24) | 9 | Kroll J. (14) | 12 | Jefferson (19) | 20 | Stefan A. (16) | 8 |
| RCI | Holmstrom (14) | 10 | Hescheles (13) | 9 | Hescheles (13) | 12 | Bourne B. (2) | 4 |
| RCI | Roberts D. (7) | 7 | Roberts D. (7) | 5 | Holmstrom (14) | 12 | Reinholt S (5) | 2 |
| WSB | Joffe E. (7) | 20 | O'Brien M. (9) | 8 | Joffe E. (7) | 27 | Pokorney M (1) | 6 |
| WSB | O'Brien M. (9) | 7 | Pokorney M (1) | 8 | O'Brien M. (9) | 15 | Gregory E. (12) | 4 |

AAMHL Standings

Summer 2024
October 17, 2024

Game Log Matrix (Won, Lost, Tied, Goals for)

| | AAR | AST | CES | CKA | FDB | JET | KNT | NPB | RCI | WSB |
|-----|-------------|-------------|-------------|-------------|-------------|-------------|------------|-------------|------------|-------------|
| AAR | | 1, 1, 0, 8 | 2, 1, 0, 13 | 0, 2, 0, 5 | 0, 2, 0, 2 | 1, 0, 1, 6 | 0, 1, 1, 4 | 0, 0, 1, 2 | 0, 1, 1, 4 | 1, 1, 1, 11 |
| AST | 1, 1, 0, 9 | | 0, 1, 1, 3 | 1, 0, 0, 4 | 0, 2, 0, 6 | 0, 1, 1, 3 | 1, 2, 0, 8 | 2, 0, 0, 7 | 0, 3, 0, 4 | 0, 1, 1, 4 |
| CES | 1, 2, 0, 7 | 1, 0, 1, 5 | | 0, 1, 1, 5 | 0, 0, 1, 4 | 1, 1, 1, 8 | 1, 1, 0, 6 | 2, 1, 0, 8 | 1, 1, 0, 3 | 1, 0, 0, 6 |
| CKA | 2, 0, 0, 9 | 0, 1, 0, 1 | 1, 0, 1, 7 | | 1, 2, 0, 7 | 1, 0, 0, 6 | 0, 2, 1, 4 | 0, 1, 1, 5 | 0, 1, 1, 4 | 0, 1, 2, 5 |
| FDB | 2, 0, 0, 12 | 2, 0, 0, 14 | 0, 0, 1, 4 | 2, 1, 0, 10 | | 2, 1, 0, 11 | 1, 1, 0, 6 | 3, 0, 0, 12 | 1, 0, 1, 7 | 0, 1, 0, 3 |
| JET | 0, 1, 1, 5 | 1, 0, 1, 5 | 1, 1, 1, 6 | 0, 1, 0, 3 | 1, 2, 0, 11 | | 1, 1, 0, 8 | 1, 0, 0, 5 | 0, 3, 0, 7 | 0, 2, 0, 3 |
| KNT | 1, 0, 1, 6 | 2, 1, 0, 14 | 1, 1, 0, 5 | 2, 0, 1, 9 | 1, 1, 0, 6 | 1, 1, 0, 9 | | 2, 0, 0, 7 | 1, 0, 0, 6 | 0, 2, 0, 4 |
| NPB | 0, 0, 1, 2 | 0, 2, 0, 4 | 1, 2, 0, 6 | 1, 0, 1, 7 | 0, 3, 0, 4 | 0, 1, 0, 3 | 0, 2, 0, 3 | | 0, 1, 1, 9 | 1, 2, 0, 4 |
| RCI | 1, 0, 1, 8 | 3, 0, 0, 15 | 1, 1, 0, 4 | 1, 0, 1, 12 | 0, 1, 1, 5 | 3, 0, 0, 15 | 0, 1, 0, 3 | 1, 0, 1, 10 | | 2, 0, 0, 13 |
| WSB | 1, 1, 1, 10 | 1, 0, 1, 10 | 0, 1, 0, 4 | 1, 0, 2, 7 | 1, 0, 0, 5 | 2, 0, 0, 8 | 2, 0, 0, 9 | 2, 1, 0, 10 | 0, 2, 0, 4 | |

Schedule, teams (h vs v), and scores (w vs l)*

| 29-May-2024 | 05-Jun-2024 | 12-Jun-2024 | 19-Jun-2024 | 26-Jun-2024 | 10-Jul-2024 |
|--------------------|--------------------|--------------------|--|--------------------|--------------------|
| N8 AST 8 vs RCI 3 | N8 AAR 5 vs CKA 2 | N8 KNT 4 vs FDB 2 | N8 AST 2 vs CES 2 | N8 AAR 5 vs WSB 4 | N8 KNT 2 vs CKA 2 |
| S8 KNT 4 vs CES 2 | S8 CES 1 vs JET 0 | S8 NPB 4 vs CES 1 | S8 JET 6 vs CKA 3 | S8 CKA 5 vs NPB 3 | S8 WSB 6 vs RCI 2 |
| N9 JET 4 vs AAR 3 | N9 NPB 5 vs AST 3 | N9 CKA 2 vs WSB 2 | N9 RCI 6 vs KNT 3 | N9 CES 3 vs RCI 0 | N9 JET 1 vs AST 1 |
| S9 NPB 5 vs WSB 1 | S9 RCI 4 vs FDB 2 | S9 AAR 7 vs AST 5 | S9 FDB 5 vs WSB 3 | S9 AST 7 vs KNT 2 | S9 CES 7 vs AAR 1 |
| N10 FDB 3 vs CKA 0 | N10 KNT 4 vs WSB 2 | N10 JET 6 vs RCI 3 | N10 NPB 2 vs AAR 2 | N10 JET 5 vs FDB 3 | N10 NPB 5 vs FDB 1 |
| 17-Jul-2024 | 24-Jul-2024 | 31-Jul-2024 | 07-Aug-2024 | 14-Aug-2024 | 28-Aug-2024 |
| N8 RCI 3 vs AAR 3 | N8 CKA 2 vs WSB 2 | N8 NPB 4 vs WSB 0 | N8 RCI 6 vs NPB 6 | N8 CKA 2 vs NPB 2 | N8 JET 6 vs CES 3 |
| S8 JET 5 vs WSB 3 | S8 AST 3 vs AAR 2 | S8 AAR 2 vs JET 2 | S8 KNT 4 vs JET 3 | S8 JET 3 vs FDB 2 | S8 AAR 4 vs CKA 3 |
| N9 CES 4 vs CKA 4 | N9 FDB 4 vs KNT 2 | N9 CKA 4 vs FDB 1 | N9 AAR 8 vs FDB 2 | N9 AST 4 vs KNT 2 | N9 NPB 2 vs AST 1 |
| S9 NPB 3 vs KNT 1 | S9 NPB 4 vs CES 1 | S9 AST 3 vs RCI 0 | S9 WSB 6 vs CES 4 | S9 WSB 3 vs AAR 1 | S9 FDB 3 vs RCI 3 |
| N10 AST 8 vs FDB 3 | N10 JET 4 vs RCI 3 | N10 CES 3 vs KNT 2 | N10 CKA 4 vs AST 1 | N10 RCI 3 vs CES 1 | N10 KNT 5 vs WSB 2 |
| 04-Sep-2024 | 11-Sep-2024 | 18-Sep-2024 | 25-Sep-2024 | 02-Oct-2024 | 09-Oct-2024 |
| N8 CES 4 vs FDB 4 | N8 AST 4 vs JET 2 | N8 AAR 4 vs WSB 4 | N8 AAR 4 vs CES 2 | N8 CKA 3 vs RCI 3 | N8 FDB 6 vs JET 3 |
| S8 NPB 5 vs JET 3 | S8 NPB 3 vs FDB 2 | S8 AST 6 vs FDB 3 | S8 CKA 6 vs FDB 3 | S8 WSB 3 vs NPB 1 | S8 NPB 4 vs KNT 2 |
| N9 AAR 2 vs KNT 0 | N9 WSB 7 vs RCI 2 | N9 CES 4 vs NPB 0 | N9 JET 6 vs KNT 4 | N9 KNT 4 vs AST 3 | N9 AST 3 vs CES 1 |
| S9 AST 8 vs WSB 2 | S9 CES 4 vs AAR 2 | S9 JET 5 vs RCI 1 | S9 NPB 4 vs RCI 3 | S9 AAR 4 vs FDB 0 | S9 CKA 3 vs WSB 1 |
| N10 CKA 9 vs RCI 1 | N10 CKA 3 vs KNT 0 | N10 CKA 4 vs KNT 2 | N10 AST 2 vs WSB 2 | N10 JET 2 vs CES 2 | N10 AAR 5 vs RCI 1 |
| 16-Oct-2024 | 23-Oct-2024 | 00-Jan-1900 | 00-Jan-1900 | 00-Jan-1900 | 00-Jan-1900 |
| N8 AST 4 vs RCI 1 | N8 _1_0 vs _4_0 | 00 vs 00 | 00 vs 00 | 00 vs 00 | 00 vs 00 |
| S8 JET 3 vs WSB 0 | S8 _2_0 vs _3_0 | 00 vs 00 | 00 vs 00 | 00 vs 00 | 00 vs 00 |
| N9 CES 3 vs CKA 1 | N9 DRH 0 vs DRV 0 | 00 vs 00 | 00 vs 00 | 00 vs 00 | 00 vs 00 |
| S9 AAR 4 vs KNT 4 | S9 C1H 0 vs C1V 0 | 00 vs 00 | 00 vs 00 | 00 vs 00 | 00 vs 00 |
| N10 NPB 4 vs FDB 1 | S10 C2H 0 vs C2V 0 | 00 vs 00 | 00 vs 00 | 00 vs 00 | 00 vs 00 |
| 00-Jan-1900 | 00-Jan-1900 | 00-Jan-1900 | 00-Jan-1900 | 00-Jan-1900 | 00-Jan-1900 |
| 00 vs 00 | 00 vs 00 | 00 vs 00 | 00 vs 00 | 00 vs 00 | 00 vs 00 |
| 00 vs 00 | 00 vs 00 | 00 vs 00 | 00 vs 00 | 00 vs 00 | 00 vs 00 |
| 00 vs 00 | 00 vs 00 | 00 vs 00 | 00 vs 00 | 00 vs 00 | 00 vs 00 |
| 00 vs 00 | 00 vs 00 | 00 vs 00 | 00 vs 00 | 00 vs 00 | 00 vs 00 |
| 00 vs 00 | 00 vs 00 | 00 vs 00 | 00 vs 00 | 00 vs 00 | 00 vs 00 |
| 00-Jan-1900 | 00-Jan-1900 | 00-Jan-1900 | | | |
| 00 vs 00 | 00 vs 00 | 00 vs 00 | *Shootout Game | | |
| 00 vs 00 | 00 vs 00 | 00 vs 00 | | | |
| 00 vs 00 | 00 vs 00 | 00 vs 00 | Rink and game times: | | |
| 00 vs 00 | 00 vs 00 | 00 vs 00 | N8 = North Rink at 8 pm; S8.5 = South Rink at 8:30 pm; etc. | | |
| 00 vs 00 | 00 vs 00 | 00 vs 00 | Home team is listed first | | |

Goal and Assist

Summer 2024
October 17, 2024

| <i>Game Date</i> | <i>Team</i> | <i>Period</i> | <i>No</i> | <i>Goal</i> | <i>Assist</i> | <i>Assist</i> |
|------------------|-------------|---------------|-----------|--------------------|-------------------|-------------------|
| 10/16/2024 | AAR | 1 | 1 | Hall E. (9) | Udager A. (19) | |
| 10/16/2024 | AAR | 1 | 2 | Vaughn C. (97) | Hattie M. (4) | |
| 10/16/2024 | AAR | 1 | 3 | Yanca J. (2) | Lobdell G. (16) | |
| 10/16/2024 | AAR | 2 | 4 | Lobdell G. (16) | Hattie M. (4) | Hall E. (9) |
| 10/16/2024 | AST | 1 | 1 | DeWolfe T. (19) | Klempay T. (3) | |
| 10/16/2024 | AST | 2 | 2 | Waltz S. (18) | Klempay T. (3) | |
| 10/16/2024 | AST | 2 | 3 | Huntzicker D. (17) | Erps S. (9) | |
| 10/16/2024 | AST | 2 | 4 | Klempay T. (3) | | |
| 10/16/2024 | CES | 1 | 1 | Talusan P. (27) | Foster M. (22) | |
| 10/16/2024 | CES | 2 | 2 | Allen C. (10) | Peal D. (45) | |
| 10/16/2024 | CES | 2 | 3 | Barry J. (13) | Peal D. (45) | |
| 10/16/2024 | CKA | 1 | 1 | Jilek J. (11) | Nesbitt R. (15) | |
| 10/16/2024 | FDB | 1 | 1 | Stevens D. (7) | Reyes P. (14) | |
| 10/16/2024 | JET | 1 | 1 | Gal J. (5) | | |
| 10/16/2024 | JET | 2 | 2 | Carlson C. (9) | Gal J. (5) | Udager A. (15) |
| 10/16/2024 | JET | 2 | 3 | Gal J. (5) | | |
| 10/16/2024 | KNT | 1 | 1 | Weiler C. (15) | Ahlquist S. (9) | |
| 10/16/2024 | KNT | 1 | 2 | Ellies B. (14) | | |
| 10/16/2024 | KNT | 2 | 3 | Crawford M. (6) | Wilson Ken (5) | |
| 10/16/2024 | KNT | 2 | 4 | Frusti P. (11) | Ellies B. (14) | Ahlquist S. (9) |
| 10/16/2024 | NPB | 1 | 1 | Stefan A. (16) | Jefferson D. (19) | Perry B. (6) |
| 10/16/2024 | NPB | 1 | 2 | Porter J. (24) | | |
| 10/16/2024 | NPB | 2 | 3 | Boutin J. (8) | Perry B. (6) | Jefferson D. (19) |
| 10/16/2024 | NPB | 2 | 4 | Jefferson D. (19) | | |
| 10/16/2024 | RCI | 2 | 1 | Kless J. (24) | Foster D. (4) | |

*Sub Rating Change for Playoff and Finals; Period: 4=Overtime; 5=Shootout

Penalties

Summer 2024
October 17, 2024

| <i>Game Date</i> | <i>Team</i> | <i>No</i> | <i>Name</i> | <i>Offense</i> |
|------------------|-------------|-----------|---------------|----------------|
| 10/16/2024 | CES | 1 | Lynn K. | Trip |
| 10/16/2024 | JET | 1 | Bartolacci A. | Hook |
| 10/16/2024 | JET | 2 | Udager A. | Holding |
| 10/16/2024 | KNT | 1 | Teeter J. | Trip |
| 10/16/2024 | RCI | 1 | Holmstrom E. | Trip |

Rostered and NonRostered Subs

Summer 2024
October 17, 2024

| Date | GameType | Team | Rostered Players | | | Sub Player | | Status | |
|------------|----------|------|------------------|--------|----------|--------------|--------|--------|-------------|
| | | | Name | Jersey | Draft No | Name | Jersey | | Draft No |
| 10/16/2024 | PlayOff | AAR | Ball S. | 12 | 5 | Hattie M. | 4 | 10 | NonRostered |
| 10/16/2024 | PlayOff | AAR | Barnes J. | 199 | 26 | Greene S. | 299 | 29 | Rostered |
| 10/16/2024 | PlayOff | AAR | Joffe Ben | 22 | 75 | Yanca J. | 2 | 72 | NonRostered |
| 10/16/2024 | PlayOff | AST | Perkins T. | 8 | 50 | Klempay T. | 3 | 52 | NonRostered |
| 10/16/2024 | PlayOff | AST | Crichton J. | 4 | 90 | Wilson Kirt | 2 | 87 | NonRostered |
| 10/16/2024 | PlayOff | CES | Wilkins F. | 7 | 27 | Barry J. | 13 | 30 | Rostered |
| 10/16/2024 | PlayOff | CES | Cramer M. | 199 | 27 | Jordan G N. | 299 | 40 | NonRostered |
| 10/16/2024 | PlayOff | CES | Wells S. | 9 | 34 | Allen C. | 10 | 36 | NonRostered |
| 10/16/2024 | PlayOff | CES | O'Brien C. | 5 | 47 | Gregory E. | 40 | 44 | Rostered |
| 10/16/2024 | PlayOff | CKA | | | | | | | |
| 10/16/2024 | PlayOff | FDB | | | | | | | |
| 10/16/2024 | PlayOff | JET | Clavier A. | 10 | 15 | Udager A. | 15 | 16 | Rostered |
| 10/16/2024 | PlayOff | JET | Navarre G. | 4 | 56 | Barden A. | 3 | 53 | NonRostered |
| 10/16/2024 | PlayOff | KNT | Milliken S. | 8 | 48 | Wilson Ken | 5 | 45 | Rostered |
| 10/16/2024 | PlayOff | NPB | | | | | | | |
| 10/16/2024 | PlayOff | RCI | | | | | | | |
| 10/16/2024 | PlayOff | WSB | Roberts J. | 8 | 77 | Pawlowski B. | 33 | 80 | Rostered |
| 10/16/2024 | PlayOff | WSB | Hutton C. | 20 | 84 | Campbell P. | 96 | 81 | NonRostered |

AAMHL Goals by player

Summer 2024

October 17, 2024

All = Reg Season + Playoff; PO = Playoff only; SB = Substitute only; SO = Shootout

| Team Name | All | P0 | SB | SO | Team Name | All | P0 | SB | SO | Team Name | All | P0 | SB | SO |
|---------------------|-----|----|----|----|----------------------|-----|----|----|----|----------------------|-----|----|----|----|
| AAR Hall E. (9) | 12 | 5 | 2 | 0 | CKA Conley J. (13) | 5 | 2 | 0 | 0 | KNT Sturgeon R (12) | 1 | 0 | 0 | 0 |
| AAR Ball S. (12) | 8 | 0 | 2 | 0 | CKA Larson E. (5) | 4 | 1 | 0 | 0 | KNT Cieciek C. (199) | 0 | 0 | 0 | 0 |
| AAR Udager A. (19) | 7 | 3 | 1 | 0 | CKA McBride R. (4) | 2 | 1 | 0 | 0 | KNT Teeter J. (7) | 0 | 0 | 0 | 0 |
| AAR Vaughn C. (97) | 6 | 2 | 1 | 0 | CKA Burke R. (2) | 0 | 0 | 0 | 0 | NPB Kroll J. (14) | 10 | 2 | 1 | 0 |
| AAR Frantzeska (40) | 5 | 0 | 0 | 0 | CKA Nesbitt R. (15) | 0 | 0 | 0 | 0 | NPB Porter J. (24) | 9 | 2 | 0 | 0 |
| AAR Dillen K. (7) | 4 | 1 | 1 | 0 | CKA Paterson A (12) | 0 | 0 | 0 | 0 | NPB Jefferson (19) | 8 | 3 | 0 | 0 |
| AAR Joffe Ben (22) | 2 | 0 | 0 | 0 | CKA Verburg A. (199) | 0 | 0 | 0 | 0 | NPB Maltese C. (7) | 7 | 1 | 0 | 0 |
| AAR Lobdell G. (16) | 2 | 1 | 0 | 0 | FDB Nilsson J. (15) | 13 | 4 | 0 | 0 | NPB Perry B. (6) | 5 | 1 | 0 | 0 |
| AAR Schueler D (17) | 1 | 0 | 0 | 0 | FDB Stevens D. (7) | 13 | 4 | 1 | 0 | NPB Boutin J. (8) | 4 | 2 | 0 | 0 |
| AAR Barnes J. (199) | 0 | 0 | 0 | 0 | FDB Sarosi M. (6) | 6 | 3 | 0 | 0 | NPB Stefan A. (16) | 2 | 1 | 0 | 0 |
| AAR Johnson A. (8) | 0 | 0 | 0 | 0 | FDB Fitzpatric (10) | 5 | 0 | 1 | 0 | NPB Church M. (4) | 1 | 0 | 1 | 0 |
| AST Huntzicker (17) | 26 | 6 | 0 | 0 | FDB Macgillivr (55) | 3 | 0 | 0 | 0 | NPB Grant J. (10) | 1 | 0 | 0 | 0 |
| AST Perkins T. (8) | 13 | 4 | 2 | 0 | FDB Oxender A. (17) | 2 | 1 | 0 | 0 | NPB McClelland (9) | 1 | 0 | 0 | 0 |
| AST Erps S. (9) | 9 | 1 | 0 | 0 | FDB Erps R. (12) | 0 | 0 | 0 | 0 | NPB Ciatti A. (199) | 0 | 0 | 0 | 0 |
| AST Waltz S. (18) | 6 | 2 | 0 | 0 | FDB Hula A. (11) | 0 | 0 | 0 | 0 | RCI Holmstrom (14) | 10 | 0 | 0 | 0 |
| AST Barry J. (21) | 5 | 2 | 5 | 0 | FDB Langrock E (16) | 0 | 0 | 0 | 0 | RCI Roberts D. (7) | 7 | 0 | 6 | 0 |
| AST Opsahl Jef (22) | 4 | 0 | 0 | 0 | FDB Reyes P. (14) | 0 | 0 | 0 | 0 | RCI Foster D. (4) | 5 | 2 | 0 | 0 |
| AST DeWolfe T. (19) | 3 | 1 | 1 | 0 | FDB Stoller C. (199) | 0 | 0 | 0 | 0 | RCI Bourne B. (2) | 3 | 1 | 0 | 0 |
| AST Crichton J (4) | 1 | 0 | 0 | 0 | JET Gal J. (5) | 22 | 5 | 3 | 0 | RCI Hescheles (13) | 3 | 0 | 0 | 0 |
| AST DeWolfe S. (7) | 0 | 0 | 0 | 0 | JET Bartolacci (11) | 9 | 2 | 0 | 0 | RCI Wilkins T. (12) | 3 | 0 | 0 | 0 |
| AST Heald D. (11) | 0 | 0 | 0 | 0 | JET Carlson C. (9) | 7 | 3 | 0 | 0 | RCI Kless J. (24) | 2 | 1 | 0 | 0 |
| AST Schroeder (199) | 0 | 0 | 0 | 0 | JET Clavier A. (10) | 7 | 2 | 1 | 0 | RCI Copp A. (10) | 0 | 0 | 0 | 0 |
| CES Wells S. (9) | 11 | 1 | 1 | 0 | JET Joffe Brya (8) | 7 | 2 | 1 | 0 | RCI Greene S. (199) | 0 | 0 | 0 | 0 |
| CES Dickinson (20) | 10 | 1 | 1 | 0 | JET Barnes P. (2) | 5 | 3 | 1 | 0 | RCI Kessler S. (9) | 0 | 0 | 0 | 0 |
| CES Montalban (8) | 5 | 3 | 7 | 0 | JET Bogard S. (7) | 3 | 2 | 0 | 0 | RCI Reinholt S (5) | 0 | 0 | 0 | 0 |
| CES Talusan P. (27) | 3 | 1 | 0 | 0 | JET Wilson Ken (12) | 2 | 0 | 1 | 0 | WSB Joffe E. (7) | 20 | 4 | 0 | 0 |
| CES Foster M. (22) | 2 | 0 | 0 | 0 | JET Navarre G. (4) | 1 | 0 | 0 | 0 | WSB O'Brien M. (9) | 7 | 1 | 2 | 0 |
| CES Lynn K. (28) | 2 | 0 | 0 | 0 | JET Fisher J. (6) | 0 | 0 | 0 | 0 | WSB Grantham L (11) | 6 | 0 | 0 | 0 |
| CES O'Brien C. (5) | 1 | 1 | 0 | 0 | JET Weiler M. (199) | 0 | 0 | 0 | 0 | WSB Pokorney M (13) | 3 | 1 | 0 | 0 |
| CES Cramer M. (199) | 0 | 0 | 0 | 0 | KNT Frusti P. (11) | 13 | 5 | 4 | 0 | WSB Nalepa A. (2) | 2 | 0 | 0 | 0 |
| CES Peal D. (45) | 0 | 0 | 0 | 0 | KNT Weiler C. (15) | 10 | 5 | 0 | 0 | WSB Roberts J. (8) | 1 | 0 | 0 | 0 |
| CES Rensberger (69) | 0 | 0 | 0 | 0 | KNT Ahlquist S (9) | 4 | 2 | 0 | 0 | WSB Rouse C. (5) | 1 | 0 | 0 | 0 |
| CES Wilkins F. (7) | 0 | 0 | 0 | 0 | KNT Ellies B. (14) | 4 | 1 | 0 | 0 | WSB Gregory A. (55) | 0 | 0 | 0 | 0 |
| CKA Jilek J. (11) | 12 | 5 | 1 | 0 | KNT Crawford M (6) | 2 | 1 | 0 | 0 | WSB Gregory E. (12) | 0 | 0 | 0 | 0 |
| CKA Peterson S (18) | 9 | 2 | 0 | 0 | KNT Gilson T. (10) | 2 | 0 | 0 | 0 | WSB Hutton C. (20) | 0 | 0 | 0 | 0 |
| CKA Pawlowski (8) | 8 | 2 | 0 | 0 | KNT Milliken S (8) | 2 | 1 | 0 | 0 | WSB Parks C. (199) | 0 | 0 | 0 | 0 |
| CKA Forward J. (16) | 6 | 2 | 0 | 0 | KNT Grenham R. (4) | 1 | 0 | 0 | 0 | | | | | |

AAMHL Assists by player

Summer 2024

October 17, 2024

All = Reg Season + Playoff; PO = Playoff only; SB = Substitute only

| <i>Team</i> | <i>Name</i> | <i>All</i> | <i>PO</i> | <i>SB</i> | <i>Team</i> | <i>Name</i> | <i>All</i> | <i>PO</i> | <i>SB</i> | <i>Team</i> | <i>Name</i> | <i>All</i> | <i>PO</i> | <i>SB</i> |
|-------------|-----------------|------------|-----------|-----------|-------------|------------------|------------|-----------|-----------|-------------|-----------------|------------|-----------|-----------|
| AAR | Vaughn C. (97) | 11 | 0 | 0 | CKA | Forward J. (16) | 3 | 1 | 0 | KNT | Grenham R. (4) | 0 | 0 | 1 |
| AAR | Ball S. (12) | 9 | 0 | 1 | CKA | McBride R. (4) | 3 | 1 | 0 | KNT | Milliken S (8) | 0 | 0 | 0 |
| AAR | Hall E. (9) | 8 | 5 | 1 | CKA | Paterson A (12) | 3 | 1 | 0 | KNT | Sturgeon R (12) | 0 | 0 | 0 |
| AAR | Udager A. (19) | 8 | 3 | 1 | CKA | Conley J. (13) | 1 | 0 | 0 | NPB | Jefferson (19) | 12 | 3 | 0 |
| AAR | Dillen K. (7) | 7 | 1 | 0 | CKA | Nesbitt R. (15) | 1 | 1 | 0 | NPB | Kroll J. (14) | 12 | 1 | 3 |
| AAR | Frantzeska (40) | 3 | 0 | 1 | CKA | Burke R. (2) | 0 | 0 | 0 | NPB | Maltese C. (7) | 11 | 3 | 1 |
| AAR | Schueler D (17) | 3 | 1 | 0 | CKA | Verburg A. (199) | 0 | 0 | 0 | NPB | McClelland (9) | 7 | 0 | 0 |
| AAR | Johnson A. (8) | 2 | 1 | 1 | FDB | Nilsson J. (15) | 8 | 2 | 0 | NPB | Perry B. (6) | 7 | 2 | 0 |
| AAR | Lobdell G. (16) | 2 | 1 | 0 | FDB | Stevens D. (7) | 8 | 2 | 2 | NPB | Porter J. (24) | 6 | 3 | 0 |
| AAR | Barnes J. (199) | 0 | 0 | 0 | FDB | Fitzpatric (10) | 6 | 1 | 0 | NPB | Stefan A. (16) | 6 | 1 | 2 |
| AAR | Joffe Ben (22) | 0 | 0 | 0 | FDB | Reyes P. (14) | 6 | 1 | 2 | NPB | Church M. (4) | 4 | 0 | 0 |
| AST | Barry J. (21) | 14 | 2 | 2 | FDB | Langrock E (16) | 5 | 0 | 0 | NPB | Boutin J. (8) | 2 | 0 | 0 |
| AST | Perkins T. (8) | 11 | 5 | 0 | FDB | Oxender A. (17) | 4 | 0 | 0 | NPB | Grant J. (10) | 2 | 0 | 0 |
| AST | Erps S. (9) | 9 | 4 | 0 | FDB | Hula A. (11) | 3 | 0 | 0 | NPB | Ciatti A. (199) | 0 | 0 | 0 |
| AST | DeWolfe T. (19) | 8 | 0 | 0 | FDB | Erps R. (12) | 2 | 2 | 0 | RCI | Hescheles (13) | 9 | 2 | 0 |
| AST | Huntzicker (17) | 8 | 2 | 0 | FDB | Macgilliv (55) | 1 | 1 | 1 | RCI | Roberts D. (7) | 5 | 0 | 2 |
| AST | Waltz S. (18) | 7 | 1 | 0 | FDB | Sarosi M. (6) | 0 | 0 | 0 | RCI | Bourne B. (2) | 4 | 1 | 0 |
| AST | Opsahl Jef (22) | 5 | 3 | 0 | FDB | Stoller C. (199) | 0 | 0 | 0 | RCI | Foster D. (4) | 4 | 1 | 0 |
| AST | Heald D. (11) | 3 | 1 | 0 | JET | Gal J. (5) | 16 | 5 | 1 | RCI | Copp A. (10) | 2 | 0 | 0 |
| AST | DeWolfe S. (7) | 2 | 0 | 0 | JET | Joffe Brya (8) | 7 | 1 | 2 | RCI | Holmstrom (14) | 2 | 1 | 0 |
| AST | Crichton J (4) | 1 | 0 | 1 | JET | Bogard S. (7) | 6 | 1 | 0 | RCI | Kless J. (24) | 2 | 1 | 0 |
| AST | Schroeder (199) | 0 | 0 | 0 | JET | Barnes P. (2) | 5 | 1 | 1 | RCI | Wilkins T. (12) | 2 | 0 | 0 |
| CES | Montalban (8) | 14 | 3 | 2 | JET | Clavier A. (10) | 5 | 2 | 0 | RCI | Kessler S. (9) | 1 | 1 | 0 |
| CES | Wells S. (9) | 10 | 1 | 0 | JET | Bartolacci (11) | 4 | 1 | 0 | RCI | Reinholt S (5) | 1 | 0 | 0 |
| CES | O'Brien C. (5) | 7 | 1 | 2 | JET | Carlson C. (9) | 4 | 0 | 0 | RCI | Greene S. (199) | 0 | 0 | 0 |
| CES | Dickinson (20) | 6 | 2 | 0 | JET | Wilson Ken (12) | 3 | 1 | 2 | WSB | O'Brien M. (9) | 8 | 2 | 0 |
| CES | Peal D. (45) | 3 | 2 | 0 | JET | Navarre G. (4) | 2 | 0 | 0 | WSB | Pokorney M (13) | 8 | 1 | 0 |
| CES | Talusan P. (27) | 3 | 0 | 0 | JET | Fisher J. (6) | 1 | 0 | 0 | WSB | Joffe E. (7) | 7 | 0 | 0 |
| CES | Foster M. (22) | 1 | 1 | 1 | JET | Weiler M. (199) | 0 | 0 | 0 | WSB | Grantham L (11) | 5 | 2 | 0 |
| CES | Lynn K. (28) | 1 | 0 | 0 | KNT | Ahlquist S (9) | 8 | 3 | 0 | WSB | Hutton C. (20) | 4 | 0 | 0 |
| CES | Wilkins F. (7) | 1 | 0 | 0 | KNT | Weiler C. (15) | 8 | 1 | 1 | WSB | Gregory E. (12) | 3 | 1 | 0 |
| CES | Cramer M. (199) | 0 | 0 | 0 | KNT | Frusti P. (11) | 7 | 0 | 4 | WSB | Nalepa A. (2) | 2 | 0 | 1 |
| CES | Rensberger (69) | 0 | 0 | 0 | KNT | Crawford M (6) | 5 | 1 | 0 | WSB | Gregory A. (55) | 1 | 0 | 0 |
| CKA | Jilek J. (11) | 11 | 4 | 0 | KNT | Ellies B. (14) | 4 | 3 | 0 | WSB | Parks C. (199) | 1 | 0 | 0 |
| CKA | Larson E. (5) | 11 | 2 | 0 | KNT | Gilson T. (10) | 1 | 0 | 0 | WSB | Roberts J. (8) | 1 | 1 | 0 |
| CKA | Peterson S (18) | 7 | 3 | 0 | KNT | Teeter J. (7) | 1 | 0 | 1 | WSB | Rouse C. (5) | 1 | 0 | 1 |
| CKA | Pawlowski (8) | 6 | 1 | 0 | KNT | Cieciak C. (199) | 0 | 0 | 0 | | | | | |

AAMHL Points by player

Summer 2024

October 17, 2024

All = Reg Season + Playoff; PO = Playoff only; SB = Substitute only

| <i>Team</i> | <i>Name</i> | <i>All</i> | <i>PO</i> | <i>SB</i> | <i>Team</i> | <i>Name</i> | <i>All</i> | <i>PO</i> | <i>SB</i> | <i>Team</i> | <i>Name</i> | <i>All</i> | <i>PO</i> | <i>SB</i> |
|-------------|-----------------|------------|-----------|-----------|-------------|------------------|------------|-----------|-----------|-------------|------------------|------------|-----------|-----------|
| AAR | Hall E. (9) | 20 | 10 | 3 | CKA | Forward J. (16) | 9 | 3 | 0 | KNT | Sturgeon R (12) | 1 | 0 | 0 |
| AAR | Ball S. (12) | 17 | 0 | 3 | CKA | Conley J. (13) | 6 | 2 | 0 | KNT | Teeter J. (7) | 1 | 0 | 1 |
| AAR | Vaughn C. (97) | 17 | 2 | 1 | CKA | McBride R. (4) | 5 | 2 | 0 | KNT | Cieciak C. (199) | 0 | 0 | 0 |
| AAR | Udager A. (19) | 15 | 6 | 2 | CKA | Paterson A (12) | 3 | 1 | 0 | NPB | Kroll J. (14) | 22 | 3 | 4 |
| AAR | Dillen K. (7) | 11 | 2 | 1 | CKA | Nesbitt R. (15) | 1 | 1 | 0 | NPB | Jefferson (19) | 20 | 6 | 0 |
| AAR | Frantzeska (40) | 8 | 0 | 1 | CKA | Burke R. (2) | 0 | 0 | 0 | NPB | Maltese C. (7) | 18 | 4 | 1 |
| AAR | Lobdell G. (16) | 4 | 2 | 0 | CKA | Verburg A. (199) | 0 | 0 | 0 | NPB | Porter J. (24) | 15 | 5 | 0 |
| AAR | Schueler D (17) | 4 | 1 | 0 | FDB | Nilsson J. (15) | 21 | 6 | 0 | NPB | Perry B. (6) | 12 | 3 | 0 |
| AAR | Joffe Ben (22) | 2 | 0 | 0 | FDB | Stevens D. (7) | 21 | 6 | 3 | NPB | McClelland (9) | 8 | 0 | 0 |
| AAR | Johnson A. (8) | 2 | 1 | 1 | FDB | Fitzpatric (10) | 11 | 1 | 1 | NPB | Stefan A. (16) | 8 | 2 | 2 |
| AAR | Barnes J. (199) | 0 | 0 | 0 | FDB | Oxender A. (17) | 6 | 1 | 0 | NPB | Boutin J. (8) | 6 | 2 | 0 |
| AST | Huntzicker (17) | 34 | 8 | 0 | FDB | Reyes P. (14) | 6 | 1 | 2 | NPB | Church M. (4) | 5 | 0 | 1 |
| AST | Perkins T. (8) | 24 | 9 | 2 | FDB | Sarosi M. (6) | 6 | 3 | 0 | NPB | Grant J. (10) | 3 | 0 | 0 |
| AST | Barry J. (21) | 19 | 4 | 7 | FDB | Langrock E (16) | 5 | 0 | 0 | NPB | Ciatti A. (199) | 0 | 0 | 0 |
| AST | Erps S. (9) | 18 | 5 | 0 | FDB | Macjillivr (55) | 4 | 1 | 1 | RCI | Hescheles (13) | 12 | 2 | 0 |
| AST | Waltz S. (18) | 13 | 3 | 0 | FDB | Hula A. (11) | 3 | 0 | 0 | RCI | Holmstrom (14) | 12 | 1 | 0 |
| AST | DeWolfe T. (19) | 11 | 1 | 1 | FDB | Erps R. (12) | 2 | 2 | 0 | RCI | Roberts D. (7) | 12 | 0 | 8 |
| AST | Opsahl Jef (22) | 9 | 3 | 0 | FDB | Stoller C. (199) | 0 | 0 | 0 | RCI | Foster D. (4) | 9 | 3 | 0 |
| AST | Heald D. (11) | 3 | 1 | 0 | JET | Gal J. (5) | 38 | 10 | 4 | RCI | Bourne B. (2) | 7 | 2 | 0 |
| AST | Crichton J (4) | 2 | 0 | 1 | JET | Joffe Brya (8) | 14 | 3 | 3 | RCI | Wilkins T. (12) | 5 | 0 | 0 |
| AST | DeWolfe S. (7) | 2 | 0 | 0 | JET | Bartolacci (11) | 13 | 3 | 0 | RCI | Kless J. (24) | 4 | 2 | 0 |
| AST | Schroeder (199) | 0 | 0 | 0 | JET | Clavier A. (10) | 12 | 4 | 1 | RCI | Copp A. (10) | 2 | 0 | 0 |
| CES | Wells S. (9) | 21 | 2 | 1 | JET | Carlson C. (9) | 11 | 3 | 0 | RCI | Kessler S. (9) | 1 | 1 | 0 |
| CES | Montalban (8) | 19 | 6 | 9 | JET | Barnes P. (2) | 10 | 4 | 2 | RCI | Reinholt S (5) | 1 | 0 | 0 |
| CES | Dickinson (20) | 16 | 3 | 1 | JET | Bogard S. (7) | 9 | 3 | 0 | RCI | Greene S. (199) | 0 | 0 | 0 |
| CES | O'Brien C. (5) | 8 | 2 | 2 | JET | Wilson Ken (12) | 5 | 1 | 3 | WSB | Joffe E. (7) | 27 | 4 | 0 |
| CES | Talusan P. (27) | 6 | 1 | 0 | JET | Navarre G. (4) | 3 | 0 | 0 | WSB | O'Brien M. (9) | 15 | 3 | 2 |
| CES | Foster M. (22) | 3 | 1 | 1 | JET | Fisher J. (6) | 1 | 0 | 0 | WSB | Grantham L (11) | 11 | 2 | 0 |
| CES | Lynn K. (28) | 3 | 0 | 0 | JET | Weiler M. (199) | 0 | 0 | 0 | WSB | Pokorney M (13) | 11 | 2 | 0 |
| CES | Peal D. (45) | 3 | 2 | 0 | KNT | Frusti P. (11) | 20 | 5 | 8 | WSB | Hutton C. (20) | 4 | 0 | 0 |
| CES | Wilkins F. (7) | 1 | 0 | 0 | KNT | Weiler C. (15) | 18 | 6 | 1 | WSB | Nalepa A. (2) | 4 | 0 | 1 |
| CES | Cramer M. (199) | 0 | 0 | 0 | KNT | Ahlquist S (9) | 12 | 5 | 0 | WSB | Gregory E. (12) | 3 | 1 | 0 |
| CES | Rensberger (69) | 0 | 0 | 0 | KNT | Ellies B. (14) | 8 | 4 | 0 | WSB | Roberts J. (8) | 2 | 1 | 0 |
| CKA | Jilek J. (11) | 23 | 9 | 1 | KNT | Crawford M (6) | 7 | 2 | 0 | WSB | Rouse C. (5) | 2 | 0 | 1 |
| CKA | Peterson S (18) | 16 | 5 | 0 | KNT | Gilson T. (10) | 3 | 0 | 0 | WSB | Gregory A. (55) | 1 | 0 | 0 |
| CKA | Larson E. (5) | 15 | 3 | 0 | KNT | Milliken S (8) | 2 | 1 | 0 | WSB | Parks C. (199) | 1 | 0 | 0 |
| CKA | Pawlowski (8) | 14 | 3 | 0 | KNT | Grenham R. (4) | 1 | 0 | 1 | | | | | |

AAMHL Penalties by player

Summer 2024
October 17, 2024

| <i>Team</i> | <i>Name</i> | <i>Total</i> | <i>Category</i> | <i>Team</i> | <i>Name</i> | <i>Total</i> | <i>Category</i> | <i>Team</i> | <i>Name</i> | <i>Total</i> | <i>Category</i> |
|-------------|-----------------|--------------|-----------------|-------------|-----------------|--------------|-----------------|-------------|---------------|--------------|-----------------|
| AAR | Ball S. | 0 | Conformist | CKA | Larson E. | 0 | Conformist | KNT | Sturgeon R. | 0 | Conformist |
| AAR | Barnes J. | 0 | Conformist | CKA | McBride R. | 0 | Conformist | KNT | Teeter J. | 2 | Conformist |
| AAR | Dillen K. | 2 | Conformist | CKA | Nesbitt R. | 0 | Conformist | KNT | Weiler C. | 0 | Conformist |
| AAR | Frantzeskakis P | 0 | Conformist | CKA | Paterson A. | 4 | Conformist | NPB | Boutin J. | 3 | Conformist |
| AAR | Hall E. | 0 | Conformist | CKA | Pawlowski B. | 1 | Conformist | NPB | Church M. | 1 | Conformist |
| AAR | Joffe Ben | 3 | Conformist | CKA | Peterson S. | 2 | Conformist | NPB | Ciatti A. | 0 | Conformist |
| AAR | Johnson A. | 3 | Conformist | CKA | Verburg A. | 0 | Conformist | NPB | Grant J. | 0 | Conformist |
| AAR | Lobdell G. | 1 | Conformist | FDB | Erps R. | 2 | Conformist | NPB | Jefferson D. | 0 | Conformist |
| AAR | Schueler D. | 2 | Conformist | FDB | Fitzpatrick M. | 2 | Conformist | NPB | Kroll J. | 2 | Conformist |
| AAR | Udager A. | 2 | Conformist | FDB | Hula A. | 0 | Conformist | NPB | Maltese C. | 1 | Conformist |
| AAR | Vaughn C. | 1 | Conformist | FDB | Langrock E. | 2 | Conformist | NPB | McClelland J. | 3 | Conformist |
| AST | Barry J. | 3 | Conformist | FDB | Macgillivray C. | 2 | Conformist | NPB | Perry B. | 1 | Conformist |
| AST | Crichton J. | 1 | Conformist | FDB | Nilsson J. | 3 | Conformist | NPB | Porter J. | 0 | Conformist |
| AST | DeWolfe S. | 0 | Conformist | FDB | Oxender A. | 0 | Conformist | NPB | Stefan A. | 1 | Conformist |
| AST | DeWolfe T. | 1 | Conformist | FDB | Reyes P. | 0 | Conformist | RCI | Bourne B. | 2 | Conformist |
| AST | Erps S. | 1 | Conformist | FDB | Sarosi M. | 1 | Conformist | RCI | Copp A. | 0 | Conformist |
| AST | Heald D. | 0 | Conformist | FDB | Stevens D. | 0 | Conformist | RCI | Foster D. | 1 | Conformist |
| AST | Huntzicker D. | 1 | Conformist | FDB | Stoller C. | 0 | Conformist | RCI | Greene S. | 0 | Conformist |
| AST | Opsahl Jeff | 1 | Conformist | JET | Barnes P. | 1 | Conformist | RCI | Hescheles D. | 0 | Conformist |
| AST | Perkins T. | 3 | Conformist | JET | Bartolacci A. | 3 | Conformist | RCI | Holmstrom E. | 1 | Conformist |
| AST | Schroeder D. | 1 | Conformist | JET | Bogard S. | 1 | Conformist | RCI | Kessler S. | 0 | Conformist |
| AST | Waltz S. | 1 | Conformist | JET | Carlson C. | 0 | Conformist | RCI | Kless J. | 0 | Conformist |
| CES | Cramer M. | 0 | Conformist | JET | Clavier A. | 0 | Conformist | RCI | Reinholt S. | 2 | Conformist |
| CES | Dickinson G. | 1 | Conformist | JET | Fisher J. | 1 | Conformist | RCI | Roberts D. | 1 | Conformist |
| CES | Foster M. | 2 | Conformist | JET | Gal J. | 1 | Conformist | RCI | Wilkins T. | 1 | Conformist |
| CES | Lynn K. | 3 | Conformist | JET | Joffe Bryan | 2 | Conformist | WSB | Grantham L. | 1 | Conformist |
| CES | Montalban A. | 1 | Conformist | JET | Navarre G. | 2 | Conformist | WSB | Gregory A. | 1 | Conformist |
| CES | O'Brien C. | 0 | Conformist | JET | Weiler M. | 0 | Conformist | WSB | Gregory E. | 2 | Conformist |
| CES | Peal D. | 0 | Conformist | JET | Wilson Ken | 0 | Conformist | WSB | Hutton C. | 2 | Conformist |
| CES | Rensberger T. | 1 | Conformist | KNT | Ahlquist S. | 0 | Conformist | WSB | Joffe E. | 0 | Conformist |
| CES | Talusan P. | 0 | Conformist | KNT | Cieciak C. | 0 | Conformist | WSB | Nalepa A. | 0 | Conformist |
| CES | Wells S. | 0 | Conformist | KNT | Crawford M. | 1 | Conformist | WSB | O'Brien M. | 1 | Conformist |
| CES | Wilkins F. | 0 | Conformist | KNT | Ellies B. | 0 | Conformist | WSB | Parks C. | 0 | Conformist |
| CKA | Burke R. | 0 | Conformist | KNT | Frusti P. | 1 | Conformist | WSB | Pokorney M. | 3 | Conformist |
| CKA | Conley J. | 0 | Conformist | KNT | Gilson T. | 0 | Conformist | WSB | Roberts J. | 0 | Conformist |
| CKA | Forward J. | 1 | Conformist | KNT | Grenham R. | 0 | Conformist | WSB | Rouse C. | 0 | Conformist |
| CKA | Jilek J. | 2 | Conformist | KNT | Milliken S. | 3 | Conformist | | | | |

Points Per Game By Year

Summer 2024

October 17, 2024

| Name | Points per Game per Year | | | | Trend | Name | Points per Game per Year | | | | Trend | Name | Points per Game per Year | | | | Trend |
|------------------|--------------------------|------|------|------|-------|-----------------|--------------------------|------|------|------|-------|---------------|--------------------------|------|------|------|-------|
| | 2024 | 2023 | 2022 | 2021 | Rank | | 2024 | 2023 | 2022 | 2021 | Rank | | 2024 | 2023 | 2022 | 2021 | Rank |
| Ahquist S. | 0.67 | 0.92 | 0.73 | 0.68 | | Grantham L. | 0.69 | 0.64 | 0.60 | 0.59 | | Nilsson J. | 1.31 | 1.47 | 1.36 | 0.00 | |
| Ball S. | 1.43 | 1.76 | 2.17 | 1.85 | | Gregory A. | 0.06 | 0.43 | 0.30 | 0.27 | | O'Brien C. | 0.53 | 0.27 | 0.38 | 0.38 | |
| Barnes P. | 0.55 | 0.35 | 0.24 | 0.14 | 2 | Gregory E. | 0.18 | 0.17 | 0.38 | 0.47 | | O'Brien M. | 1.00 | 1.58 | 1.39 | 1.51 | |
| Barry J. | 1.04 | 0.00 | 0.00 | 0.00 | | Grenham R. | 0.09 | 0.22 | 0.32 | 0.29 | | Opsahl Jeff | 0.47 | 0.28 | 0.63 | 1.13 | |
| Bartolacci A. | 0.62 | 0.00 | 0.00 | 0.00 | | Hall E. | 1.21 | 1.00 | 1.00 | 1.07 | | Oxender A. | 0.67 | 1.05 | 1.08 | 0.83 | |
| Bogard S. | 0.53 | 0.26 | 0.43 | 0.37 | | Heald D. | 0.15 | 0.18 | 0.18 | 0.34 | | Paterson A. | 0.17 | 0.14 | 0.33 | 0.47 | |
| Bourne B. | 0.54 | 0.94 | 0.00 | 0.00 | | Hescheles D. | 0.86 | 0.57 | 0.58 | 0.70 | | Pawlowski B. | 0.70 | 0.38 | 0.49 | 0.81 | |
| Boutin J. | 0.33 | 0.13 | 0.47 | 0.35 | | Holmstrom E. | 0.67 | 0.91 | 0.90 | 1.00 | | Peal D. | 0.19 | 0.19 | 0.20 | 0.20 | |
| Burke R. | 0.00 | 0.28 | 0.36 | 0.70 | | Hula A. | 0.20 | 0.19 | 0.00 | 0.00 | | Perkins T. | 1.44 | 0.98 | 0.72 | 1.18 | |
| Carlson C. | 0.92 | 0.91 | 1.31 | 1.45 | | Huntzicker D. | 2.27 | 1.91 | 1.67 | 1.57 | 1 | Perry B. | 0.67 | 0.89 | 1.00 | 1.16 | |
| Church M. | 0.32 | 0.89 | 0.46 | 0.84 | | Hutton C. | 0.36 | 0.37 | 0.33 | 0.30 | | Peterson S. | 0.84 | 0.70 | 1.42 | 0.54 | |
| Clavier A. | 0.76 | 0.50 | 0.92 | 0.81 | | Jefferson D. | 1.11 | 0.96 | 0.69 | 0.90 | | Pokorney M. | 0.69 | 0.78 | 0.80 | 0.91 | |
| Conley J. | 0.43 | 0.26 | 0.20 | 0.37 | | Jilek J. | 1.33 | 0.00 | 0.00 | 0.00 | | Porter J. | 0.88 | 1.29 | 1.16 | 1.41 | |
| Copp A. | 0.14 | 0.19 | 0.21 | 0.27 | | Joffe Ben | 0.20 | 0.47 | 0.59 | 0.00 | | Reinholt S. | 0.07 | 0.10 | 0.23 | 0.14 | |
| Crawford M. | 0.47 | 1.07 | 0.82 | 0.94 | | Joffe Bryan | 0.81 | 0.00 | 0.00 | 0.00 | | Rensberger T. | 0.00 | 0.00 | 0.22 | 0.23 | |
| Crichton J. | 0.20 | 0.12 | 0.48 | 0.59 | | Joffe E. | 1.50 | 1.02 | 1.16 | 1.37 | | Reyes P. | 0.40 | 0.36 | 0.59 | 0.48 | |
| DeWolfe S. | 0.11 | 0.06 | 0.38 | 0.23 | | Johnson A. | 0.18 | 0.16 | 0.18 | 0.25 | | Roberts D. | 2.50 | 0.00 | 0.00 | 0.00 | |
| DeWolfe T. | 0.67 | 0.54 | 0.49 | 0.90 | | Kessler S. | 0.05 | 0.25 | 0.52 | 0.33 | | Roberts J. | 0.18 | 0.37 | 0.73 | 0.53 | |
| Dickinson G. | 1.06 | 0.83 | 1.39 | 0.00 | | Kless J. | 0.25 | 0.48 | 0.38 | 0.40 | | Rouse C. | 0.14 | 0.37 | 0.30 | 0.20 | |
| Dillen K. | 0.80 | 0.00 | 0.53 | 0.00 | | Kroll J. | 1.08 | 0.44 | 0.44 | 0.82 | | Sarosi M. | 0.30 | 0.42 | 0.30 | 0.33 | |
| Ellies B. | 0.44 | 0.69 | 0.71 | 0.45 | | Langrock E. | 0.42 | 0.35 | 0.00 | 0.00 | | Schueler D. | 0.24 | 0.33 | 0.50 | 0.31 | |
| Erps R. | 0.11 | 0.19 | 0.30 | 0.43 | | Larson E. | 0.88 | 1.31 | 1.00 | 0.68 | | Stefan A. | 0.45 | 0.05 | 0.26 | 0.34 | |
| Erps S. | 1.20 | 1.33 | 1.34 | 1.54 | | Lobdell G. | 0.33 | 0.19 | 0.32 | 0.35 | | Stevens D. | 1.14 | 1.20 | 1.33 | 1.80 | |
| Fisher J. | 0.07 | 0.12 | 0.12 | 0.12 | | Lynn K. | 0.18 | 0.00 | 0.00 | 0.00 | | Sturgeon R. | 0.06 | 0.31 | 0.32 | 0.44 | |
| Fitzpatrick M. | 0.63 | 0.76 | 1.05 | 0.62 | | Macgillivray C. | 0.20 | 0.15 | 0.29 | 0.44 | | Talusan P. | 0.33 | 0.47 | 0.31 | 0.00 | |
| Forward J. | 0.56 | 0.53 | 0.43 | 0.90 | | Maltese C. | 1.27 | 1.77 | 0.00 | 0.00 | | Teeter J. | 0.11 | 0.35 | 0.25 | 0.55 | |
| Foster D. | 0.53 | 1.03 | 1.23 | 1.07 | | McBride R. | 0.45 | 0.54 | 0.67 | 0.63 | | Udager A. | 0.81 | 0.73 | 0.00 | 0.00 | |
| Foster M. | 0.20 | 0.22 | 0.24 | 0.37 | | McClelland J. | 0.38 | 0.23 | 0.25 | 0.49 | | Vaughn C. | 1.20 | 0.41 | 1.23 | 1.03 | |
| Frantzeskakis P. | 0.53 | 0.24 | 0.42 | 0.20 | | Milliken S. | 0.13 | 0.25 | 0.17 | 0.15 | | Waltz S. | 0.72 | 0.32 | 0.66 | 0.77 | |
| Frusti P. | 1.33 | 1.82 | 1.42 | 1.68 | | Montalban A. | 1.33 | 1.68 | 0.00 | 0.00 | | Weiler C. | 0.83 | 0.98 | 1.00 | 0.00 | |
| Gal J. | 2.00 | 1.71 | 1.83 | 2.08 | | Nalepa A. | 0.29 | 0.50 | 0.55 | 0.39 | | Wells S. | 1.22 | 0.57 | 0.94 | 1.26 | |
| Gilson T. | 0.19 | 0.33 | 0.40 | 0.50 | | Navarre G. | 0.30 | 0.13 | 0.34 | 0.09 | | Wilkins F. | 0.13 | 0.33 | 0.26 | 0.49 | |
| Grant J. | 0.20 | 0.23 | 0.37 | 0.31 | | Nesbitt R. | 0.06 | 0.30 | 0.29 | 0.45 | | Wilkins T. | 0.26 | 0.62 | 0.56 | 0.28 | |
| | | | | | | | | | | | | Wilson Ken | 0.29 | 0.38 | 0.44 | 0.58 | |

Trend Rank = A rank of the players with an increasing rate of the number of points per game per year over the last 5 years.

The rank number is based on the slope of a least-square linear fit to the last five years of points per game data for each player.

The lower the rank number the greater the rate of increase in points per game per year.

The quality of the fit (coefficient of determination) must be greater than 0.4 to be assigned a rank

Player points since 2006

Summer 2024

October 17, 2024

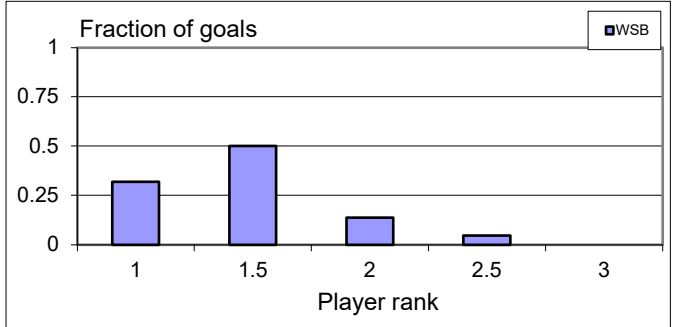
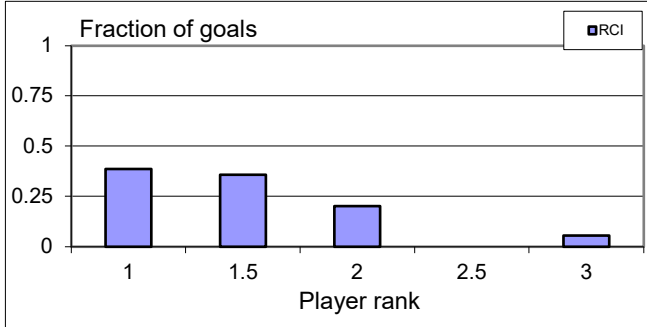
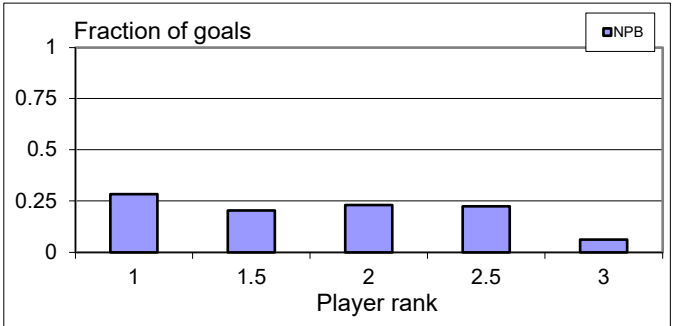
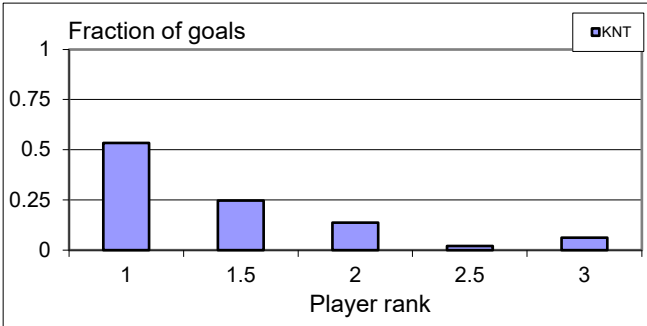
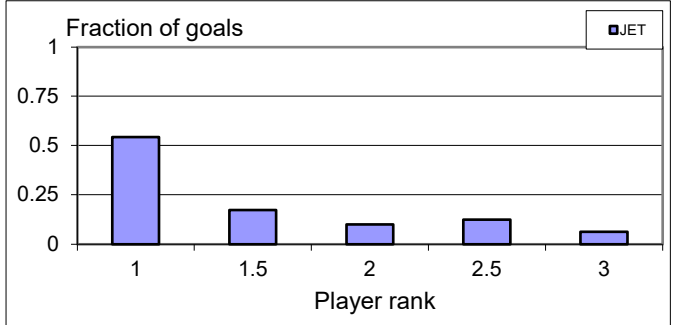
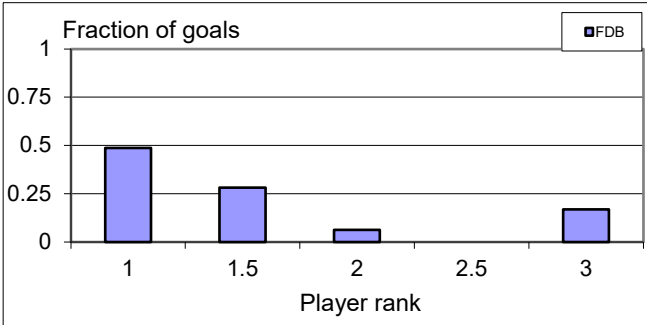
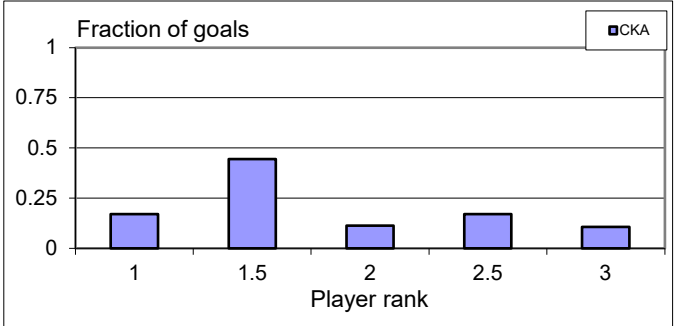
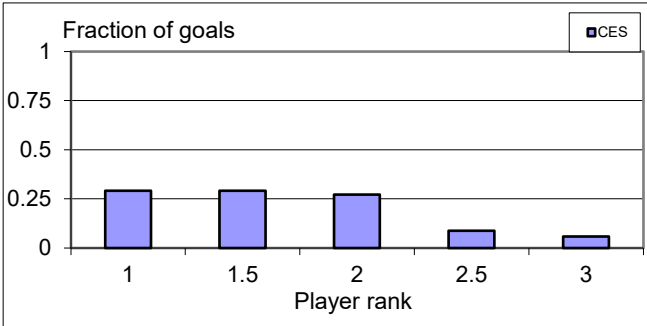
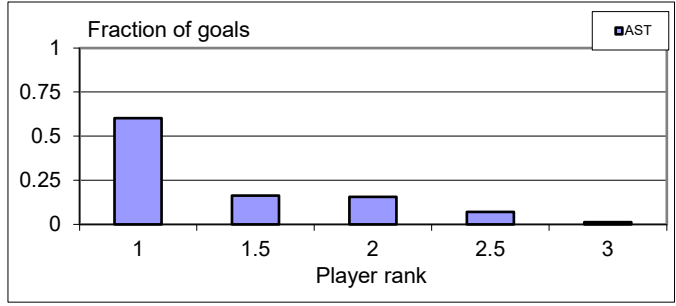
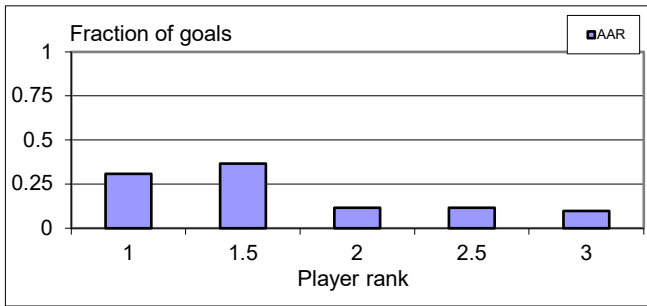
| Name | Games | Goals | Asists | Points/Game | Name | Games | Goals | Asists | Points/Game | Name | Games | Goals | Asists | Points/Game |
|------------------|-------|-------|--------|-------------|-----------------|-------|-------|--------|-------------|---------------|-------|-------|--------|-------------|
| Ahlquist S. | 159 | 50 | 70 | 0.75 | Grantham L. | 801 | 397 | 411 | 1.01 | Opsahl Jeff | 381 | 193 | 213 | 1.07 |
| Ball S. | 212 | 265 | 164 | 2.02 | Greene S. | 332 | 0 | 0 | 0.00 | Oxender A. | 144 | 74 | 64 | 0.96 |
| Barnes J. | 646 | 0 | 14 | 0.02 | Gregory A. | 688 | 124 | 204 | 0.48 | Parks C. | 109 | 0 | 6 | 0.06 |
| Barnes P. | 866 | 212 | 357 | 0.66 | Gregory E. | 271 | 57 | 96 | 0.56 | Paterson A. | 230 | 30 | 64 | 0.41 |
| Barry J. | 18 | 5 | 14 | 1.06 | Grenham R. | 339 | 38 | 84 | 0.36 | Pawlowski B. | 191 | 65 | 55 | 0.63 |
| Bartolacci A. | 18 | 9 | 4 | 0.72 | Hall E. | 237 | 156 | 130 | 1.21 | Peal D. | 421 | 39 | 91 | 0.31 |
| Bogard S. | 754 | 242 | 275 | 0.69 | Heald D. | 179 | 8 | 33 | 0.23 | Perkins T. | 197 | 109 | 91 | 1.02 |
| Bourne B. | 44 | 16 | 20 | 0.82 | Hescheles D. | 204 | 77 | 62 | 0.68 | Perry B. | 535 | 283 | 396 | 1.27 |
| Boutin J. | 676 | 171 | 248 | 0.62 | Holmstrom E. | 313 | 195 | 135 | 1.05 | Peterson S. | 332 | 142 | 171 | 0.94 |
| Burke R. | 114 | 24 | 20 | 0.39 | Hula A. | 57 | 3 | 7 | 0.18 | Pokorney M. | 772 | 573 | 441 | 1.31 |
| Carlson C. | 190 | 156 | 107 | 1.38 | Huntzicker D. | 321 | 410 | 246 | 2.04 | Porter J. | 145 | 133 | 76 | 1.44 |
| Church M. | 202 | 54 | 83 | 0.68 | Hutton C. | 223 | 47 | 56 | 0.46 | Reinholt S. | 611 | 70 | 156 | 0.37 |
| Ciatti A. | 85 | 0 | 0 | 0.00 | Jefferson D. | 129 | 72 | 50 | 0.95 | Rensberger T. | 559 | 23 | 96 | 0.21 |
| Cieciak C. | 390 | 1 | 6 | 0.02 | Jilek J. | 16 | 12 | 11 | 1.44 | Reyes P. | 578 | 142 | 163 | 0.53 |
| Clavier A. | 285 | 129 | 140 | 0.94 | Joffe Ben | 101 | 22 | 26 | 0.48 | Roberts D. | 6 | 7 | 5 | 2.00 |
| Conley J. | 157 | 33 | 24 | 0.36 | Joffe Bryan | 18 | 7 | 7 | 0.78 | Roberts J. | 440 | 91 | 185 | 0.63 |
| Copp A. | 361 | 20 | 140 | 0.44 | Joffe E. | 408 | 387 | 240 | 1.54 | Rouse C. | 153 | 11 | 32 | 0.28 |
| Cramer M. | 185 | 0 | 1 | 0.01 | Johnson A. | 722 | 14 | 146 | 0.22 | Sarosi M. | 732 | 171 | 217 | 0.53 |
| Crawford M. | 158 | 74 | 71 | 0.92 | Kessler S. | 334 | 61 | 82 | 0.43 | Schroeder D. | 557 | 2 | 6 | 0.01 |
| Crichton J. | 749 | 246 | 278 | 0.70 | Kless J. | 447 | 69 | 118 | 0.42 | Schueler D. | 559 | 82 | 197 | 0.50 |
| DeWolfe S. | 826 | 71 | 196 | 0.32 | Kroll J. | 825 | 435 | 427 | 1.04 | Stefan A. | 370 | 54 | 67 | 0.33 |
| DeWolfe T. | 378 | 158 | 170 | 0.87 | Langrock E. | 37 | 3 | 10 | 0.35 | Stevens D. | 149 | 121 | 93 | 1.44 |
| Dickinson G. | 89 | 52 | 37 | 1.00 | Larson E. | 131 | 63 | 70 | 1.02 | Stoller C. | 139 | 0 | 0 | 0.00 |
| Dillen K. | 50 | 9 | 20 | 0.58 | Lobdell G. | 311 | 51 | 90 | 0.45 | Sturgeon R. | 682 | 158 | 228 | 0.57 |
| Ellies B. | 261 | 99 | 87 | 0.71 | Lynn K. | 17 | 2 | 1 | 0.18 | Talusan P. | 103 | 21 | 20 | 0.40 |
| Erps R. | 307 | 27 | 67 | 0.31 | Macgillivray C. | 611 | 79 | 162 | 0.39 | Teeter J. | 125 | 12 | 32 | 0.35 |
| Erps S. | 724 | 614 | 468 | 1.49 | Maltese C. | 38 | 35 | 26 | 1.61 | Udager A. | 59 | 20 | 28 | 0.81 |
| Fisher J. | 689 | 12 | 153 | 0.24 | McBride R. | 152 | 46 | 56 | 0.67 | Vaughn C. | 265 | 126 | 105 | 0.87 |
| Fitzpatrick M. | 443 | 235 | 200 | 0.98 | McClelland J. | 833 | 104 | 284 | 0.47 | Verburg A. | 166 | 0 | 0 | 0.00 |
| Forward J. | 662 | 236 | 309 | 0.82 | Milliken S. | 111 | 12 | 8 | 0.18 | Waltz S. | 157 | 48 | 38 | 0.55 |
| Foster D. | 471 | 317 | 240 | 1.18 | Montalban A. | 41 | 27 | 32 | 1.44 | Weiler C. | 101 | 48 | 47 | 0.94 |
| Foster M. | 448 | 37 | 87 | 0.28 | Nalepa A. | 171 | 25 | 54 | 0.46 | Weiler M. | 19 | 0 | 0 | 0.00 |
| Frantzeskakis P. | 683 | 76 | 218 | 0.43 | Navarre G. | 580 | 163 | 173 | 0.58 | Wells S. | 129 | 67 | 53 | 0.93 |
| Frusti P. | 171 | 171 | 105 | 1.61 | Nesbitt R. | 143 | 15 | 43 | 0.41 | Wilkins F. | 134 | 20 | 26 | 0.34 |
| Gal J. | 130 | 157 | 108 | 2.04 | Nilsson J. | 97 | 70 | 67 | 1.41 | Wilkins T. | 262 | 80 | 93 | 0.66 |
| Gilson T. | 511 | 131 | 172 | 0.59 | O'Brien C. | 369 | 42 | 156 | 0.54 | Wilson Ken | 304 | 59 | 87 | 0.48 |
| Grant J. | 145 | 8 | 38 | 0.32 | O'Brien M. | 342 | 291 | 292 | 1.70 | | | | | |

*Games = Total number of possible games played starting in September 2006 including games played as a substitute.

Goals by Ranking

Summer 2024

October 17, 2024



Goals are normalized by the number of players at each rank level.