

How to use the Dak Scoreboard App

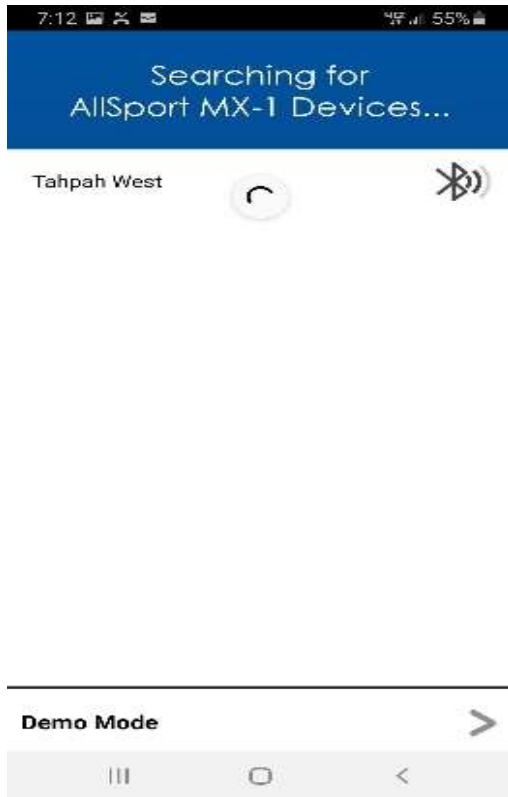
West Tahpah, Stemmer, Riverview, West Middle School,
Green Meadow and Westminster 1 & 2



DAK Score

- Download the Dak Score App
- Only one person per field can be using the scoring app at any one time



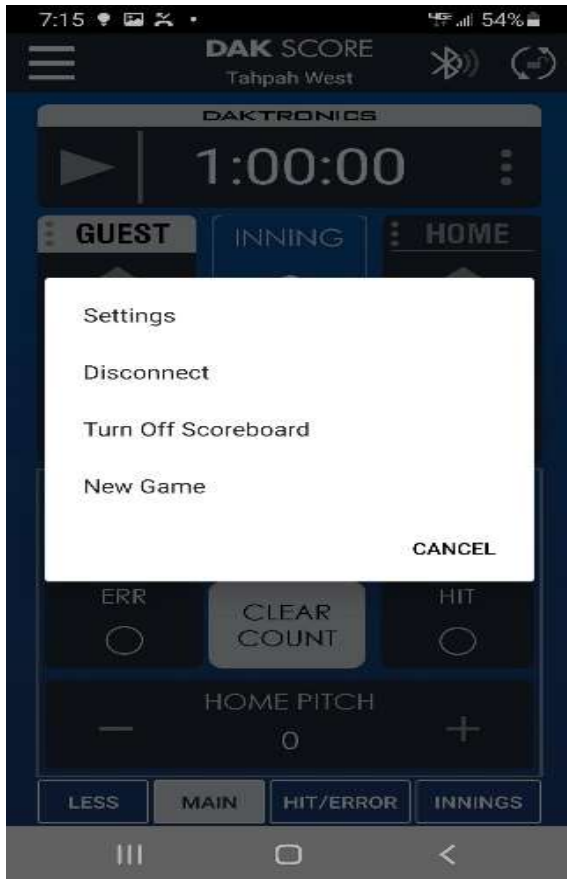


- Turn on the app and select the field name

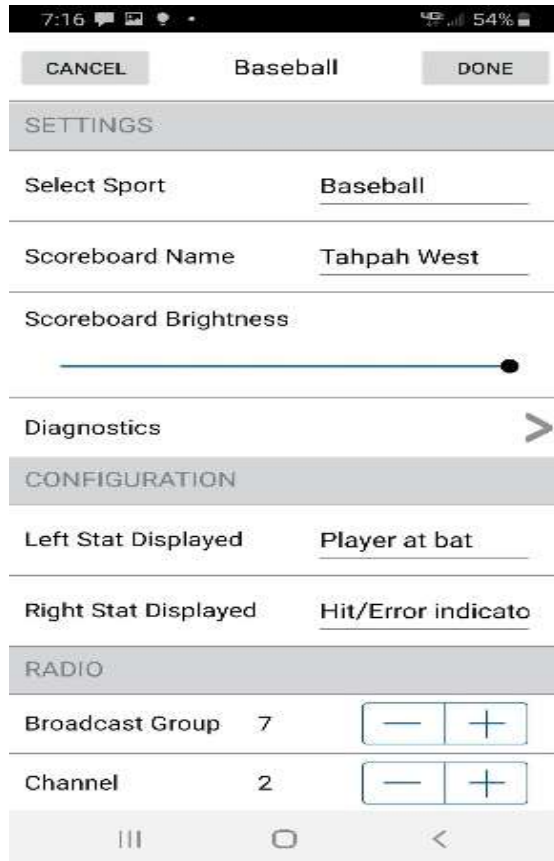
- Tahpah West
 - Stemmer
 - Riverview
 - West Middle School
 - Green Meadow
 - Westminster 1
 - Westminster 2
- You need to be within 50 ft of the grey box typically located in one of dugouts



- Click on “three bars” in upper left corner



- Select Settings



- West Tahpah - set the Broadcast Group to 7 and the Channel to 2
- Westminster, Riverview, Green Meadow, West Middle School and Stemmer - set the Broadcast Group to 7 and Channel to 1



Scoreboard is OFF



- Select "Turn On"



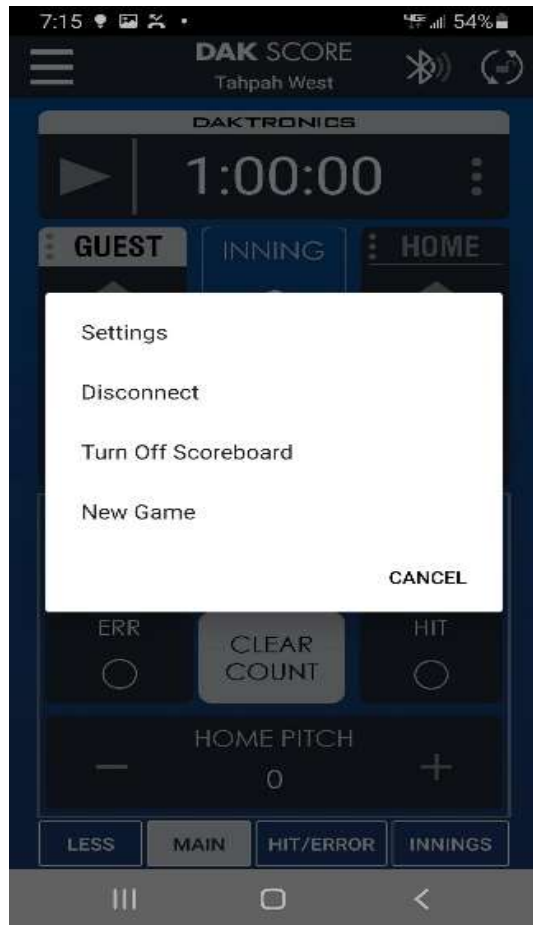
- Click on “More” button in the middle of screen



- Should be ready to update innings, runs, balls, strikes, outs, at bat from this screen
- At bat is only available at West Tahpah and Stemmer



- To enter Hits/Errors (West Tahpah and Stemmer only), click on Hit/Error button on bottom of screen



- To start a new game, click on “three bars” in upper left corner and select “New Game”
- At the end of the day, click on “three bars” in upper left corner and select “Turn Off Scoreboard”
- Do not turn the scoreboard power off

