



PLAYER NAME

DAMIEN NOLAN

CLASS

-

HANDEDNESS

RHP



E-mail:

damiennolan@outlook.com

Age:

-



State:

-

High School:

-



Height:

0' 0"

Weight:

0 lbs



Coach:

-

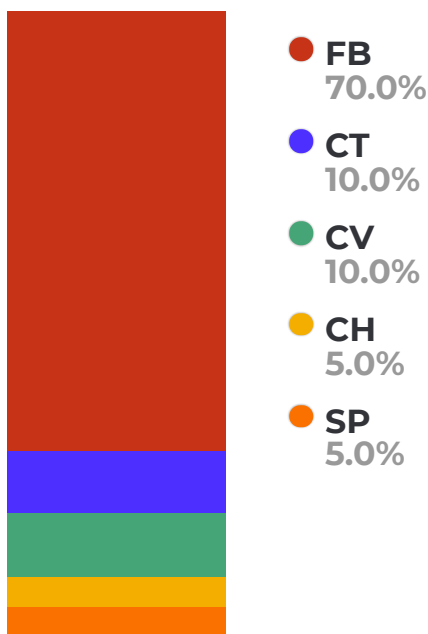
Facility Name:

-

DATA

Pitch Type	Velo	Max. Velo	RPM	Max. RPM	Vert. Break	Horz. Break	Spin Eff.	Cyro Deg.	Spin Dir.	Strike %
FB	81.8	89.7	2059	2525	11.0	5.9	81.3%	33.0	01:29	21.4%
CT	75.1	76.0	768	1087	7.3	7.0	66.7%	12.0	00:17	50.0%
CV	75.9	76.9	1603	2150	11.5	-0.6	67.8%	45.0	01:03	50.0%
CH	69.0	69.0	807	807	-4.3	-2.6	58.2%	54.0	04:02	0.0%
SP	75.3	75.3	808	808	8.2	9.0	85.3%	31.0	01:26	0.0%

PITCH TYPE FREQUENCY



PITCH SCORES

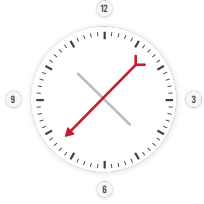
	PRO
FB	21.5
CT	34.9
CV	-
CH	20.0
SP	20.0

MOVEMENT

● FB ● CT ● CV ● CH ● SP

SPIN DIRECTION

Arrow is pointing towards spin profile of each pitch (backspin, topspin, sidespin)



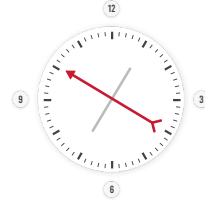
FB 01:29



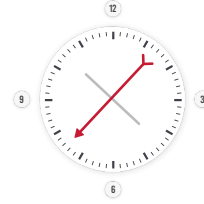
CT 00:17



CV 01:03

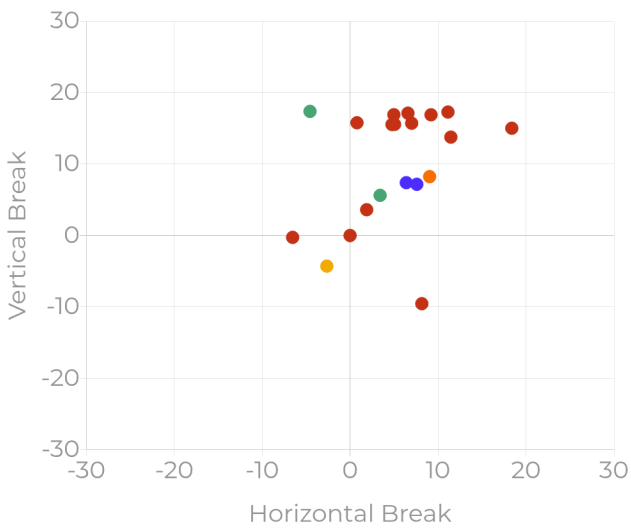


CH 04:02

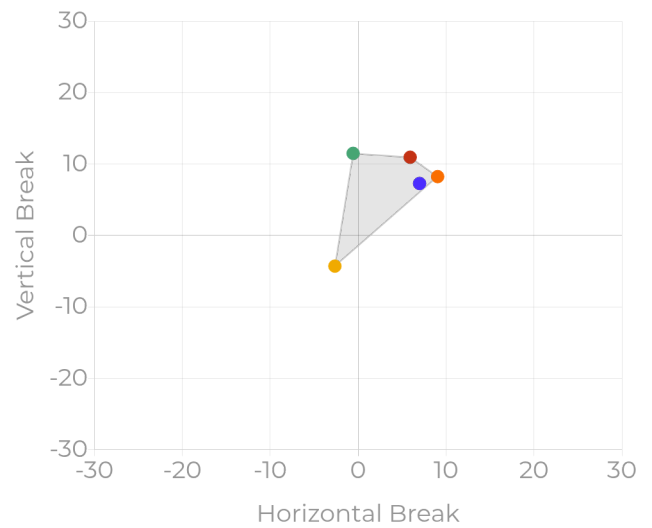


SP 01:26

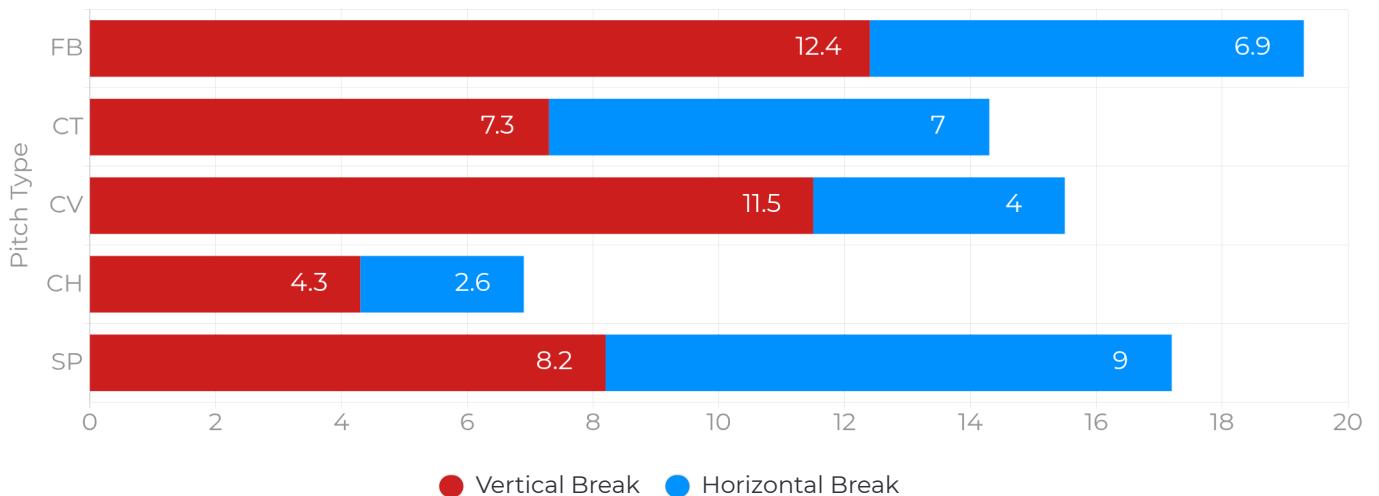
BREAK PLOT



BREAK AVERAGES

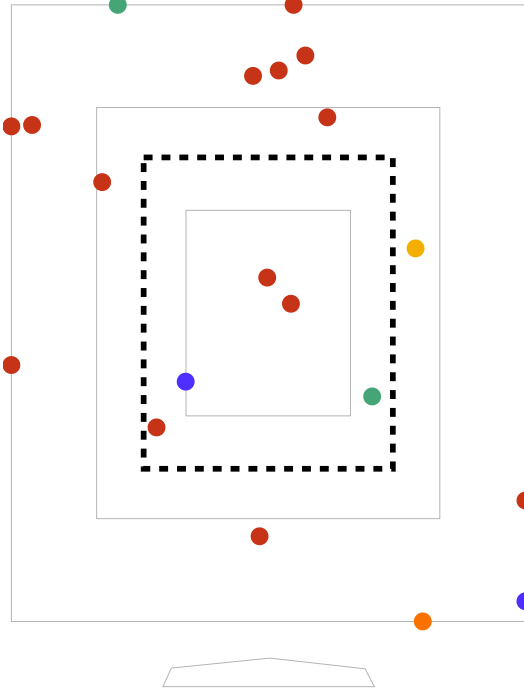


TOTAL BREAK



● FB ● CT ● CV ● CH ● SP

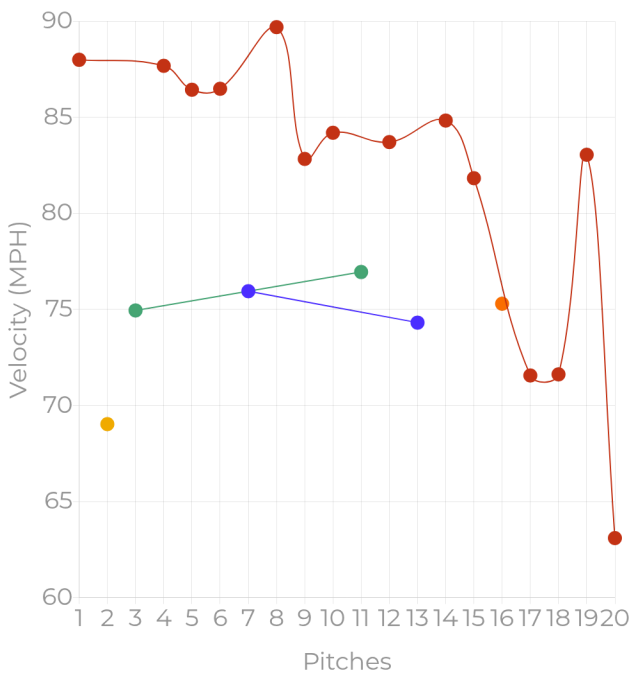
STRIKE ZONE



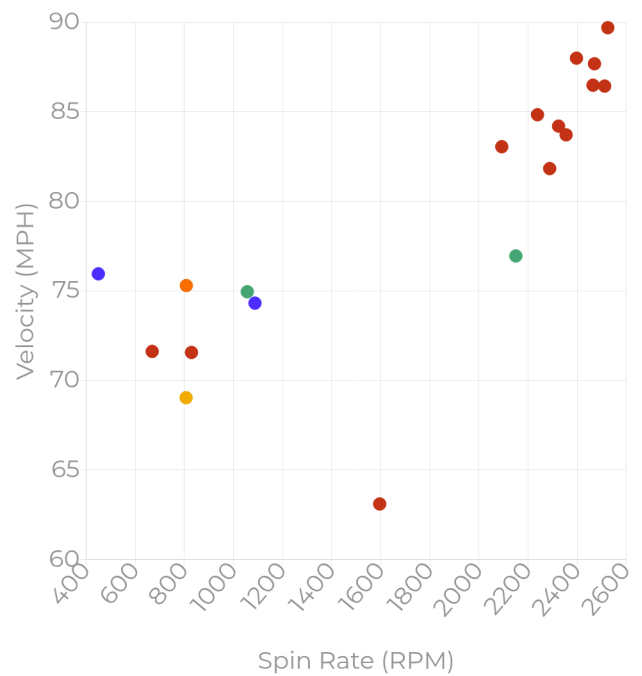
STRIKE ZONE PERCENTAGE

	Strike %	Heart %	Shadow %	Chase %	Waste %
FB	21.4	14.3	21.4	35.7	28.6
CT	50.0	50.0	0.0	0.0	50.0
CV	50.0	0.0	50.0	0.0	50.0
CH	0.0	0.0	100.0	0.0	0.0
SP	0.0	0.0	0.0	0.0	100.0

VELO DISTRIBUTION



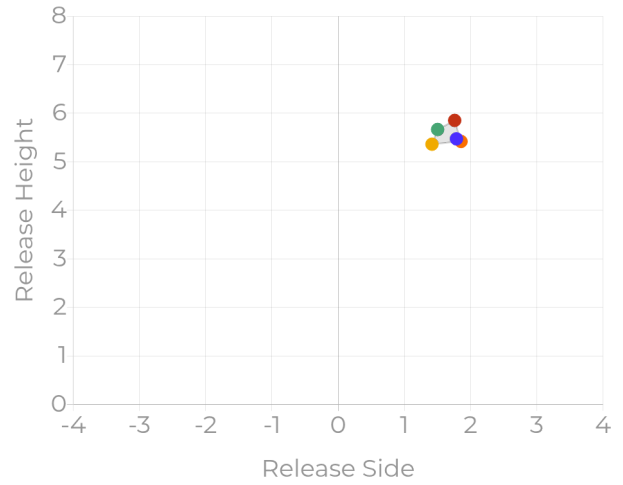
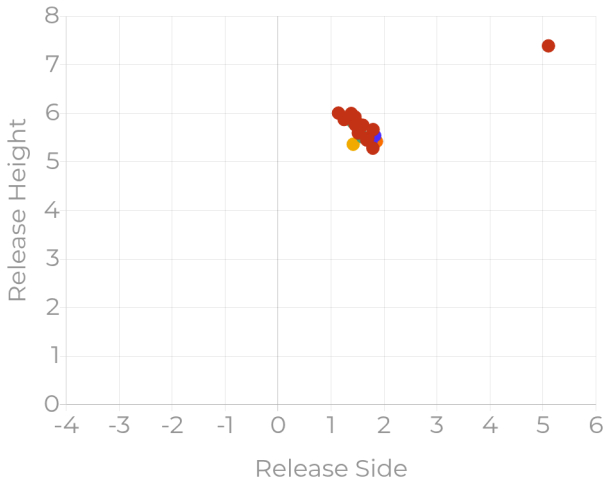
SPIN RATE VS VELO



● FB ● CT ● CV ● CH ● SP

RELEASE WINDOW

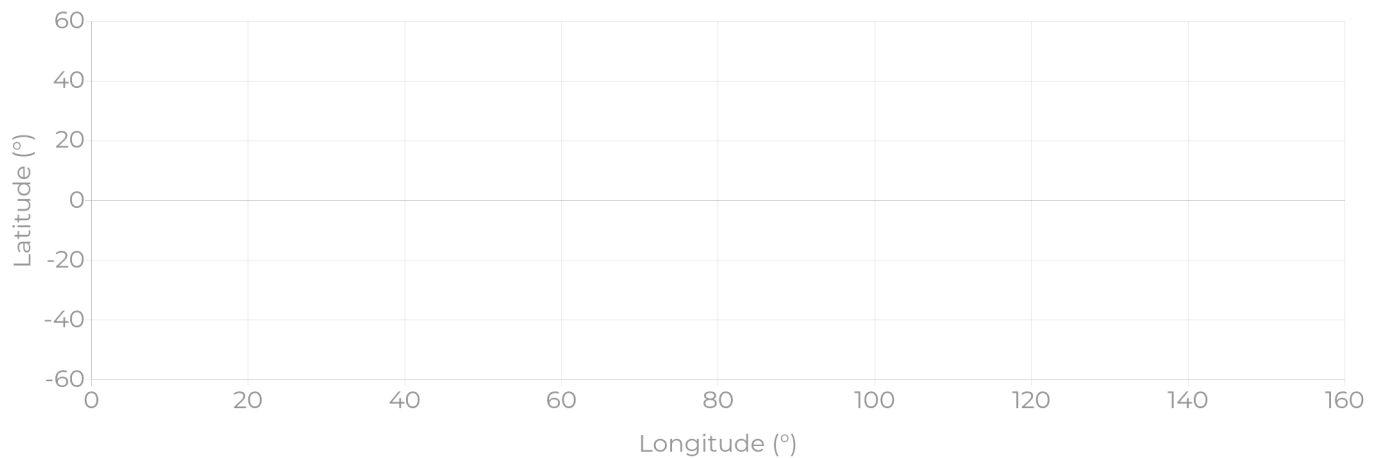
RELEASE AVERAGES



RELEASE DATA

Pitch Type	Release Angle	Horizontal Angle	Release Height	Release Side
FB	-0.1	-2.8	5.9	1.8
CT	-0.1	-1.9	5.5	1.8
CV	0.2	-1.8	5.7	1.5
CH	2.5	-0.3	5.4	1.4
SP	-1.5	-1.8	5.4	1.9

SEAM ORIENTATION



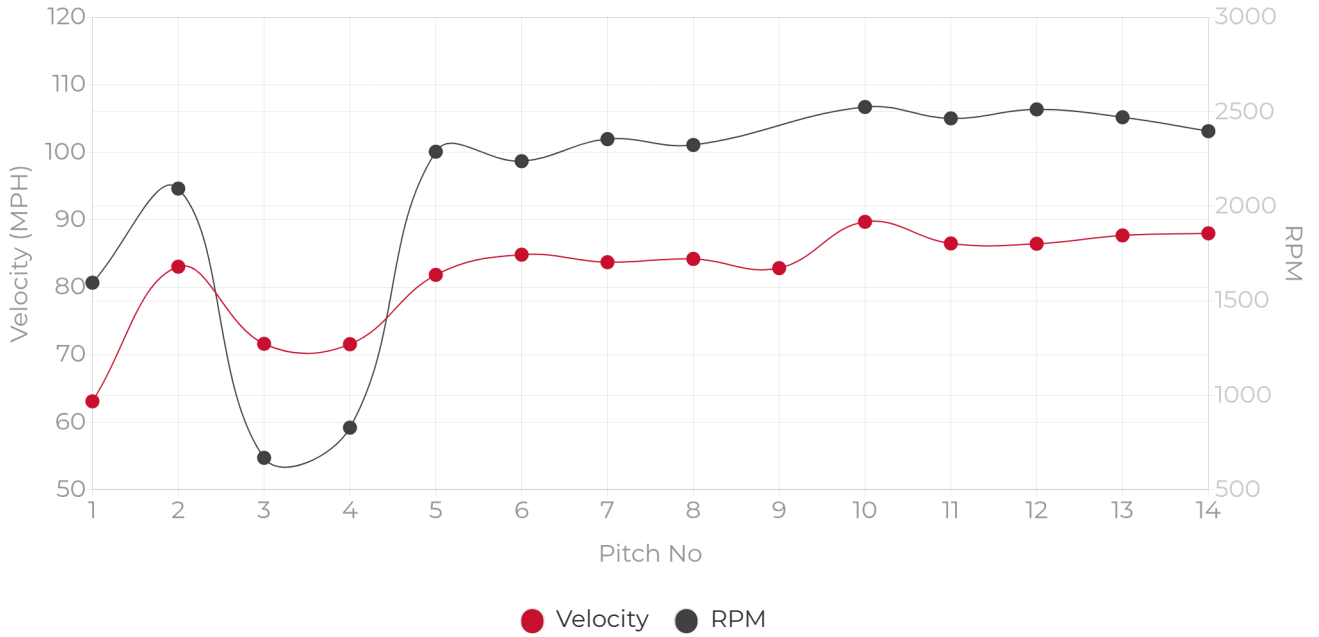
PITCH BREAKDOWNS - FASTBALL

All data points shown are averages unless otherwise specified.

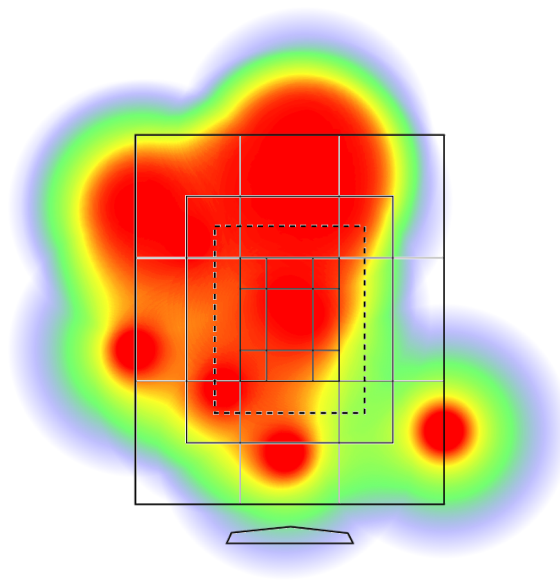
Count	Velo	Max. Velo	Max. RPM	True Spin	Spin Eff.%	Gyro Deg.	VB	HB	R. Height	R. Side	R. Angle	H. Angle
14	81.8	89.7	2059	1786	81.3%	33.0	11.0	5.9	5.9	1.8	-0.1	-2.8

PERFORMANCE TRACKING - FB

Plots will only be shown for pitches that recorded data.



STRIKE ZONE HEATMAP - FB



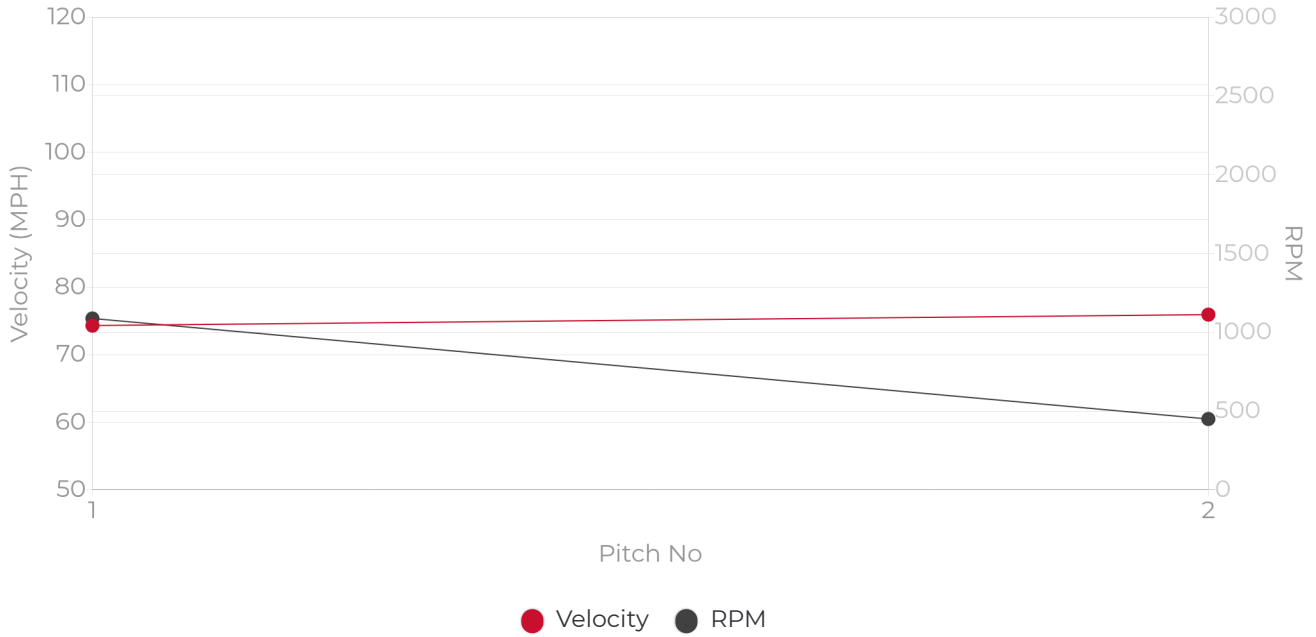
PITCH BREAKDOWNS - CUTTER

All data points shown are averages unless otherwise specified.

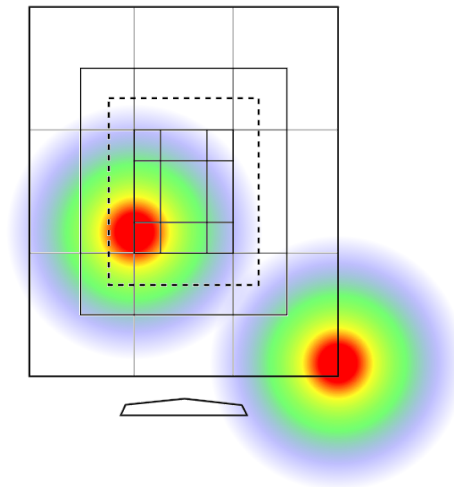
Count	Velo	Max. Velo	Max. RPM	True Spin	Spin Eff.%	Gyro Deg.	VB	HB	R. Height	R. Side	R. Angle	H. Angle
2	75.1	76.0	768	466	66.7%	12.0	7.3	7.0	5.5	1.8	-0.1	-1.9

PERFORMANCE TRACKING - CT

Plots will only be shown for pitches that recorded data.



STRIKE ZONE HEATMAP - CT



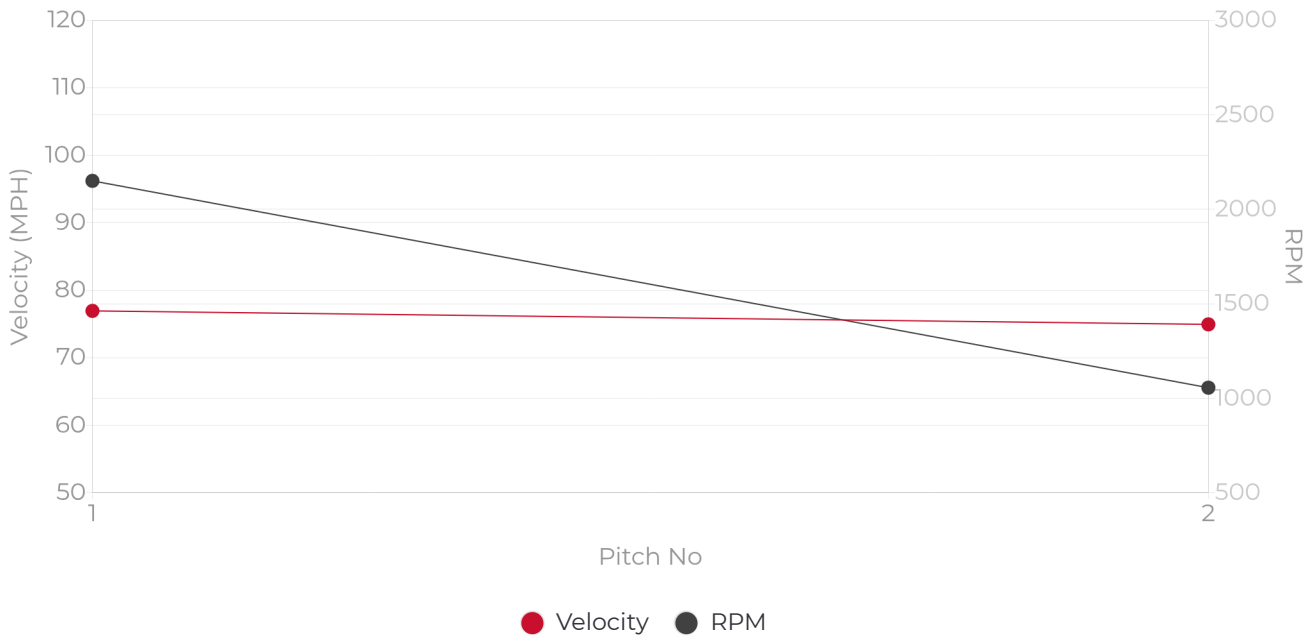
PITCH BREAKDOWNS - CURVEBALL

All data points shown are averages unless otherwise specified.

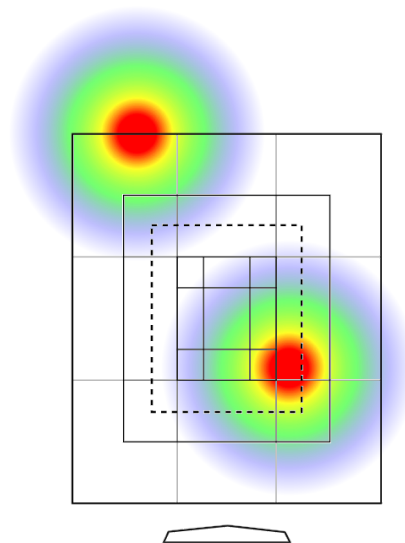
Count	Velo	Max. Velo	Max. RPM	True Spin	Spin Eff.%	Gyro Deg.	VB	HB	R. Height	R. Side	R. Angle	H. Angle
2	75.9	76.9	1603	1203	67.8%	45.0	11.5	-0.6	5.7	1.5	0.2	-1.8

PERFORMANCE TRACKING - CV

Plots will only be shown for pitches that recorded data.



STRIKE ZONE HEATMAP - CV



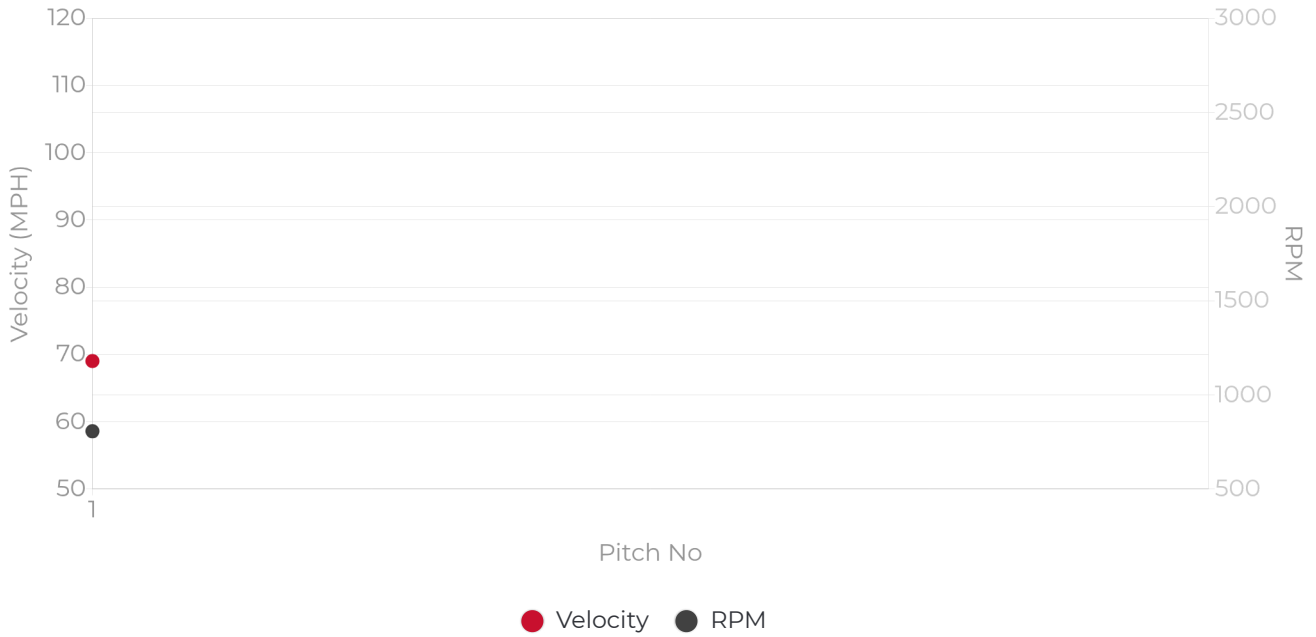
PITCH BREAKDOWNS - CHANGEUP

All data points shown are averages unless otherwise specified.

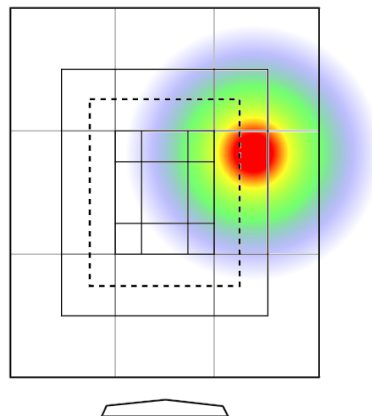
Count	Velo	Max. Velo	Max. RPM	True Spin	Spin Eff.%	Gyro Deg.	VB	HB	R. Height	R. Side	R. Angle	H. Angle
1	69.0	69.0	807	470	58.2%	54.0	-4.3	-2.6	5.4	1.4	2.5	-0.3

PERFORMANCE TRACKING - CH

Plots will only be shown for pitches that recorded data.



STRIKE ZONE HEATMAP - CH



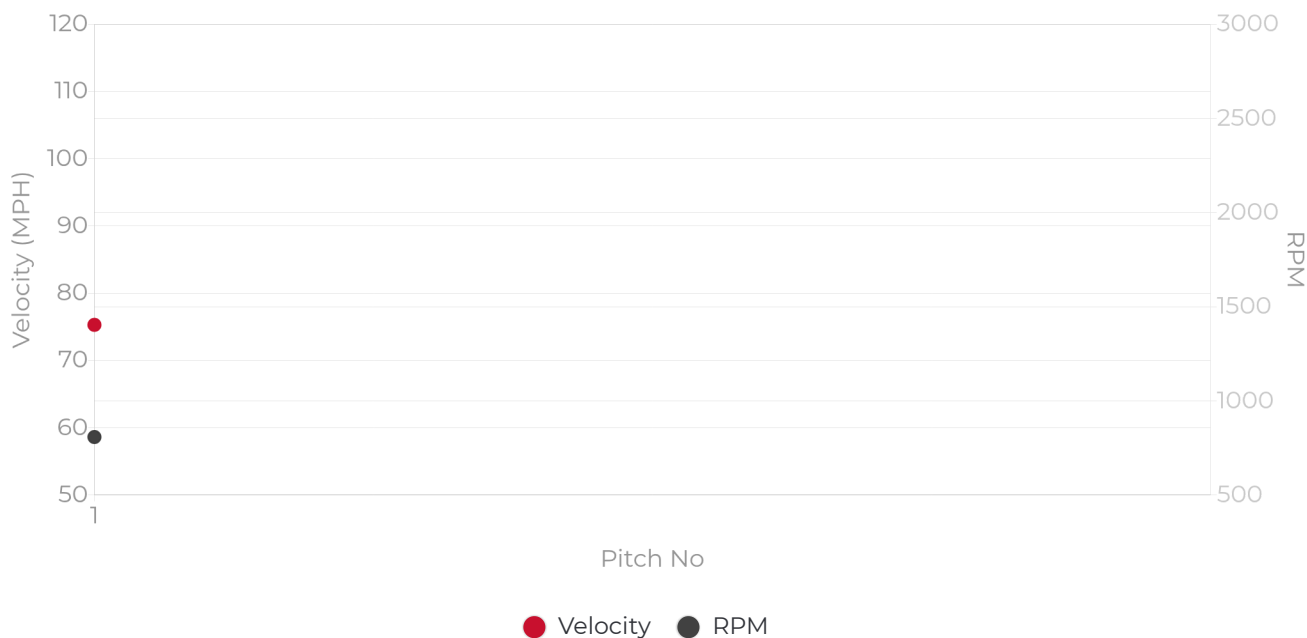
PITCH BREAKDOWNS - SPLITTER

All data points shown are averages unless otherwise specified.

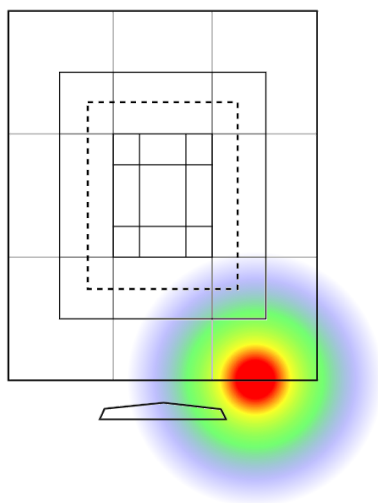
Count	Velo	Max. Velo	Max. RPM	True Spin	Spin Eff.%	Gyro Deg.	VB	HB	R. Height	R. Side	R. Angle	H. Angle
1	75.3	75.3	808	689	85.3%	31.0	8.2	9.0	5.4	1.9	-1.5	-1.8

PERFORMANCE TRACKING - SP

Plots will only be shown for pitches that recorded data.



STRIKE ZONE HEATMAP - SP



RELEASE HEIGHT

Vertical height above the ground at the point the pitch is released.

RELEASE SIDE

The distance from the center of the rubber at the point of release from the pitcher's POV where the right is a positive number and the left is a negative number.

RELEASE ANGLE

Vertical angle of the ball leaving the pitchers hand where up is positive (higher pitches or pitches with a large amount of negative vertical movement) and a downward angle being negative (pitches lower in the zone or traditionally higher positive vertical break).

HORIZONTAL ANGLE

The Directional degree when the ball leaves the pitchers hand where to the left is negative and the right is positive from the Pitcher's POV. Traditionally, all RH P's have a negative angle and LHP's have a positive angle to varying degrees.

STRIKE ZONE BREAKDOWN

Heart of Plate: Batter wants to Swing, pitcher wants him to Take

Shadow Zone: 50/50 on pitch called either way

Chase Region: Batter wants to Take, pitcher wants the Swing

Waste Area: 1+ foot off edge of strike zone

