

To become Safe Sport certified, please follow the steps below:

1. Log on using your coach account at Gotsoccer.com. Choose "Teams & Team Officials" and then sign in as an individual coach:

Member Account Universal Account

Member Account Login



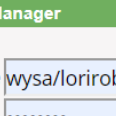
Don't want to create a GotSoccer Universal Account?
Login directly to your existing member accounts below.

- Organizations**
Directors, Registrars, States & Assignors
[Login](#)
- Teams & Team Officials**
View and print rosters, schedules, game cards, and submit risk management reports.
[Login](#)
- Referees & Assignors**
Create and verify assignments, and submit game reports.
[Login](#)
- College Coaches**
Search player profiles and register to attend events.
[Login](#)
- Players & Families**
Players & Parents - update your contact information and find forms.
[Login](#)
- Event Scheduling/Scoring**
Leagues & Tournaments
[Scheduling](#) [Scoring Input](#)

Sponsored Ad

Member Account Universal Account

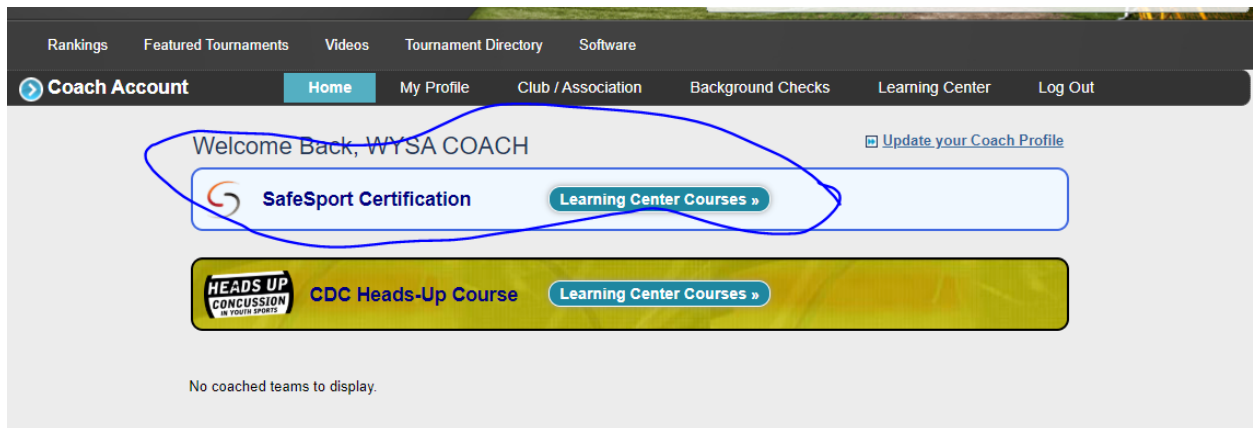
Member Account Login

Team Account	Individual Coach	Individual Manager
 Username <input type="text" value="wysa/lorioberts"/> Password <input type="password" value="....."/> Login Team Account Lookup	 Username <input type="text" value="WYSACOACH2020"/> Password <input type="password" value="....."/> Login Coach Account Lookup	 Username <input type="text" value="wysa/lorioberts"/> Password <input type="password" value="....."/> Login Manager Account Lookup

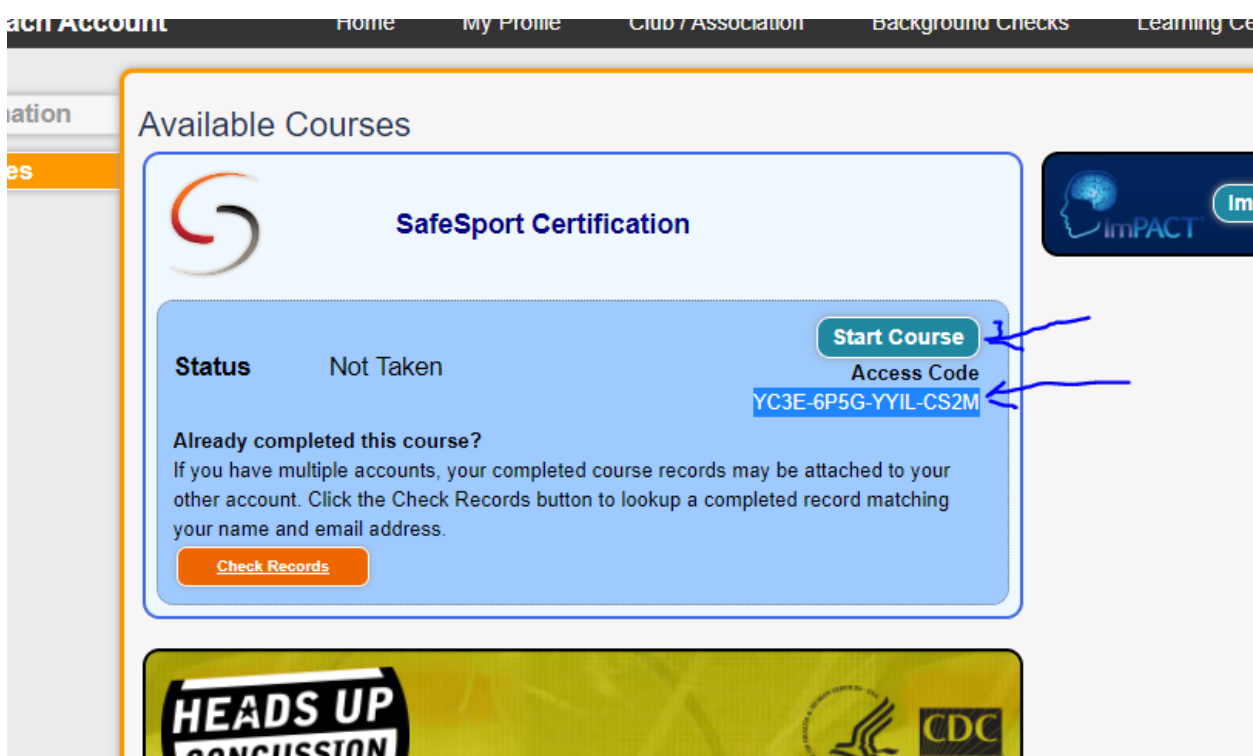
New to GotSoccer?
[Create Your Account](#)

Sponsored Ad

2. Click on the “SafeSport Certification” link:



3. Copy the access code – you’re going to need that in a bit. Then click on “Start Course.”



4. Choose "U.S. Soccer" from the dropdown menu and then paste your access code. EACH PERSON HAS A DIFFERENT ACCESS CODE – DON'T TRY TO USE THE ONE IN THE EXAMPLE BELOW:

The image shows a modal dialog box titled "Add Membership" with a close button (X) in the top right corner. The dialog contains the following fields:

- Organization ***: A dropdown menu with "U.S. Soccer" selected.
- Access Code ***: A text input field containing the alphanumeric string "YC3E-6P5G-YYIL-CS2M|".

At the bottom right of the dialog, there are two buttons: a white "Cancel" button and a green "Save" button.

5. Register your account – make sure you are using the exact name that is in your coach account – i.e. if your name is Jonathan Smith, don't write John Smith.

Register : 1 Account

First Name *

Last Name *

Email *

Password *

Medium

Confirm Password *

6. Fill out the page with your contact info – again, make sure it's the same as your coach contact info in GotSoccer.

Photo



Drag and drop or [Choose](#)

Nickname *



wysacoach2020 

Country *

United States ▼

Address *

123 Sesame Street

City *

Westfield

Region *

Indiana ▼

Postal Code *

46074

Birthdate *



01/01/1980

Gender *

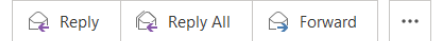
Female ▼

7. Now it is time to sign in. BUT WAIT! Before you can sign in, you will need to verify your address. Check the spam folder in your email account – it might show there instead.

SafeSport: Account Created



no-reply@safesport.org
To Volunteer



Mon 12/2/2019 4:31 PM

Retention Policy Junk Email (30 days)

Expires 1/1/2020

- i** This item will expire in 29 days. To keep this item longer apply a different Retention Policy. Links and other functionality have been disabled in this message. To turn on that functionality, move this message to the Inbox. This message was marked as spam using a junk filter other than the Outlook Junk Email filter. We converted this message into plain text format.

WYSA,


The U.S. Center for SafeSport welcomes you to our online education program. The Center is committed to making athlete wellbeing the centerpiece of our nation's sports culture.

You have successfully created an account on SafeSport. Please complete your registration by clicking on the link below to confirm your email address. For your records, you registered using the following e-mail address: volunteer@indianafirejuniors.com

Confirm Email Address <<https://u1140628.ct.sendgrid.net/wf/click?upn=Hakyrqez-2FR8NIZhxbYKUwexKbZkqND39aBS3yp-2F3L7M97EhdXitvcGBFz9ZYhJ55pe4sxpG2lwBpQ-2FWfjJ-2FiqZ8PaA-2By0ziZSSzbyguh9CFaDu0G-2FW2dulwuVGhEJ6nVeUeBCOw00-2F4uhbCLgur4w-3D-xSS4IT4hpBPPHD6GQRes5-2FRr3-2FEFkVp3zL5d50wy6bAA1JGX90jk-2FiNgfzQNP-2BOc-2F8zkFIBrFOsYLgQTJ8pPWBX1TEYmAlt0FOUgyNe7O14B6lw0Ddkuwjn5Pk3M12iZpEKsXUNX7HklXBp-2BBap006lzCSFp4DASRvOgaoLUfU6nJeeD4gkYTncTEW3qJZ3uRu72OgbNAX-2F14EBRIQfB-2FE4QU-2FsLXqoCGa577mPJzl-3D>>

8. Click on the link to verify your address. This will take you to the training site. Click on the start button and get going:

Recent Activities



SafeSport Trained

Complete	Incomplete	
0	1	

SafeSport Trained

The U.S. Olympic Committee and your national sport organization require all specified individuals to complete this education requirement.

Complete	Available	
0	1	

Once you have completed the course, you will be able to be attached to your team.