



2021 CINNAMINSON SC
VIRTUAL SIZING
(& OTHER HELPFUL INFO)

**EWING
SPORTS**

TABLE OF CONTENTS



- 1.0 - KIT CONTENTS**
- 2.0 - VIRTUAL SIZING TIPS**
- 3.0 - SIZING CHARTS**



1.0 - KIT CONTENTS

1.1 | ADIDAS CLUB KIT (Field Players)

FIELD PLAYERS



1.2 | ADIDAS OPTIONAL KIT (Goalkeepers)

GOALKEEPERS



EWING
SPORTS



2.0 – VIRTUAL SIZING TIPS

2.1 | ADIDAS KIT - VIRTUAL SIZING

How to Measure

How to Measure

To ensure you are ordering the correct size, we recommend measuring a similar article of clothing that you already know fits well, and then compare those measurements to our sizing charts. If you have any questions regarding sizing please send an email to CustomerService@EwingSports.com



Lay the garment out on a flat surface and take the following measurements.

- 1 Chest**
Armpit seam to armpit seam
- 2 Waist**
Across the bottom seam
- 3 Torso**
Armpit seam down to bottom seam

PLEASE KEEP IN MIND

- If you are between sizes, we recommend going with the larger of the two sizes to ensure there is room for movement.
- Moving from Youth Extra Large to Men's or Women's Small does not always mean going "one size up" please refer to the measurement charts to ensure you are ordering the correct size for you.
- Women's sized jerseys are typically narrower and shorter than Men's sizes.

How to Measure

To ensure you are ordering the correct size, we recommend measuring a similar article of clothing that you already know fits well, and then compare those measurements to our sizing charts. If you have any questions regarding sizing please send an email to CustomerService@EwingSports.com



Lay the garment out on a flat surface and take the following measurements.

- 1 Waist**
Across waistband (waistband should be taught but not stretched)
- 2 Length**
From top of waistband to bottom seam straight down the side of the garment to ankle seam
- 3 Inseam**
From inner crotch seam down to bottom ankle seam

PLEASE KEEP IN MIND

- If you are between sizes, we recommend going with the larger of the two sizes to ensure there is room for movement.
- Moving from Youth Extra Large to Men's or Women's Small does not always mean going "one size up" please refer to the measurement charts to ensure you are ordering the correct size for you.
- Women's sized shorts have a shorter leg than Youth and Men's sizes.

2.2 | ADIDAS KIT - VIRTUAL SIZING

SIZING TIPS

- Too big is better than too small
- Be aware that Youth XL does not correlate to Men's or Women's Small. YXL will be wider and shorter.
- Compared to Youth & Men's sizes, Women's tops will be tapered & Women's shorts will be shorter
- We recommend measuring an article of clothing you currently wear that fits well to find your correct size
- Our sizing charts are based on garments laying flat, NOT around the body

2.3 | ADIDAS KIT - VIRTUAL SIZING

OTHER THINGS TO CONSIDER

- Is your player still growing? Consider going up 1 size
- How does your player like to wear their uniform (clothes)?
 - Loose or fitted?
- If you aren't sure how this kit compares to your players previous kit, please contact us at customerservice@ewingsports.com and we'll be happy to assist you.
- Please Note: Not All sizes/brands are created equal

EWING
SPORTS



3.0 – SIZING CHARTS

3.1 | ADIDAS SOCK - VIRTUAL SIZING

SOCKS - BASED ON SHOE SIZE

SOCK SIZE	YOUTH	WOMENS	MENS
SMALL	13C-4Y		
MEDIUM		5-9.5	5-8
LARGE		10-12	9-13

3.2 | ADIDAS JERSEYS - VIRTUAL SIZING

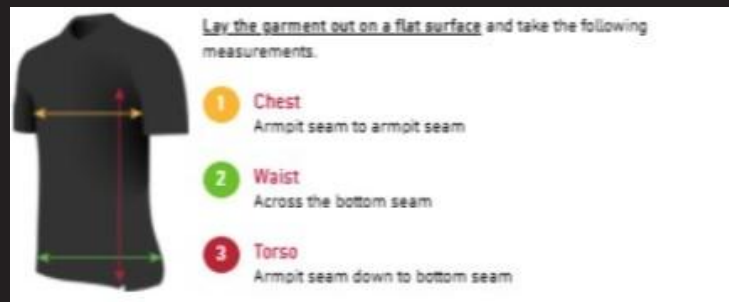
Campeon Jersey (Red, White)

YOUTH	S	M	L
Chest	16"	17.5"	18.5"
Waist	16"	17.5"	18.5"
Torso	13.5"	14.5"	16"

MEN	S	M	L	XL
Chest		21"	23"	24"
Waist		21"	22.5"	24"
Torso		18.5"	20"	20"

WOMEN	S	M	L	XL
Chest	18.5"	19.5"	20.5"	22"
Waist	19.5"	20.5"	22"	24"
Torso	16"	16.5"	16.5"	17"

For returning players: the jerseys run **How to Measure** similar to last years style.



3.3 | ADIDAS SHORTS - VIRTUAL SIZING

Squadra Short (Black)

YOUTH	S	M	L	XL
Waist				
Length				
Inseam	6"	6"	7"	7"

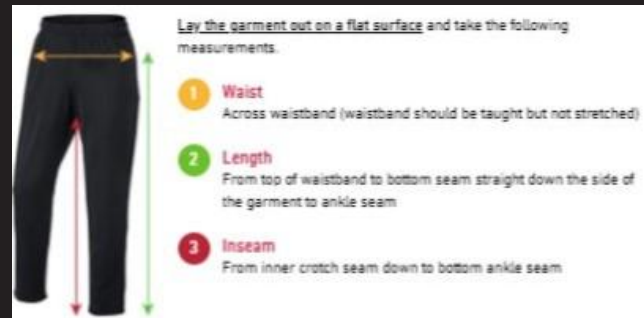
MEN	S	M	L	XL
Waist	12"	13"	15"	16"
Length	16.5"	17"	18"	18"
Inseam	7"	7"	7"	7"

WOMEN	S	M	L	XL
Waist	12"	14"	14.5"	16"
Length	13"	13.5"	13.5"	14.5"
Inseam	4"	4"	4"	4"

Notes:

The Youth Shorts are longer than the women's shorts.

How to Measure



3.4 | ADIDAS GK JERSEY - VIRTUAL SIZING

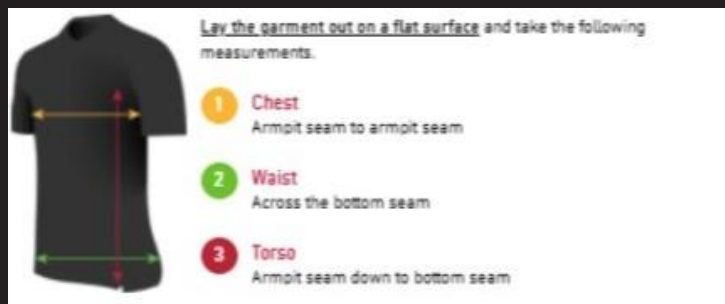
LS GOALKEEPER JERSEY (Acid Yellow)

YOUTH	S	M	L
Chest			
Waist			
Torso			

MEN	S	M	L	XL
Chest	21"	22.5"	24.5"	26"
Waist	18.5"	21"	22.5"	24"
Torso	20"	20.5"	21"	22"

WOMEN	S	M	L	XL
Chest				
Waist				
Torso				

How to Measure



3.5 | ADIDAS TRAINING - VIRTUAL SIZING

Condivo 21 TR Jacket

YOUTH	S	M	L
Chest	16"	17.5"	19.5"
Waist	16"	17"	19"
Torso	15"	16.5"	18"

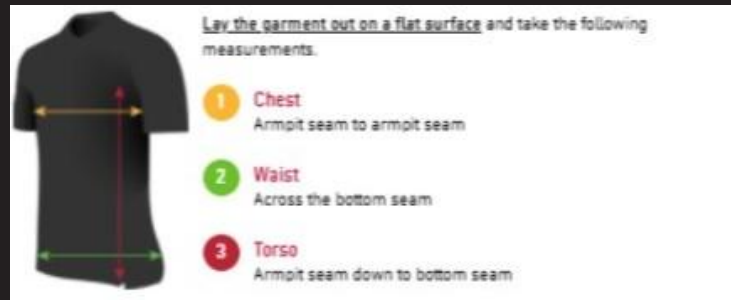
MEN	S	M	L	XL
Chest	18.5"	20.5"	22.5"	24.5"
Waist	17.5"	20"	21.5"	23"
Torso	18"	18.5"	19"	29.5"

WOMEN	S	M	L	XL
Chest			20.5"	
Waist			20.5"	
Torso			18.5"	

Notes:

For returning players: the drill top runs the same as last years style.

How to Measure



3.6 | ADIDAS TRAINING - VIRTUAL SIZING

Condivo 21 Training Pant

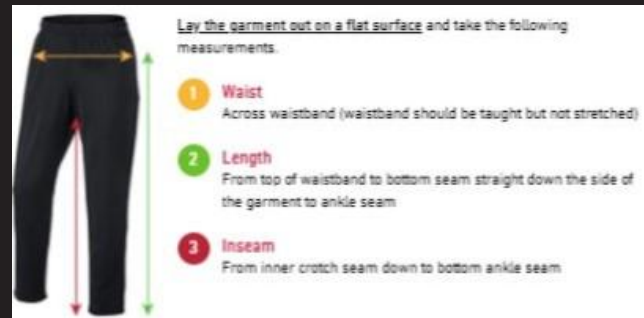
YOUTH	S	M	L
Waist	11.5"	12.5"	13.5"
Length	31.5"	35"	38.5"
Inseam	23"	25.5"	27"

MEN	S	M	L	XL
Waist		15"	16.5"	18"
Length		38"	38.5"	39"
Inseam		28"	28.5"	29"

WOMEN	S	M	L	XL
Waist	15"	16"	17"	18"
Length	36"	36.5"	37"	38"
Inseam	27.5"	28"	27.5"	28"

Notes:
Pants are meant to lay at the ankle

How to Measure



EWING SPORTS

CONTACT INFORMATION



CUSTOMER SERVICE: info@ewingsports.com
ACCOUNT MANAGER: rmorse@ewingsports.com