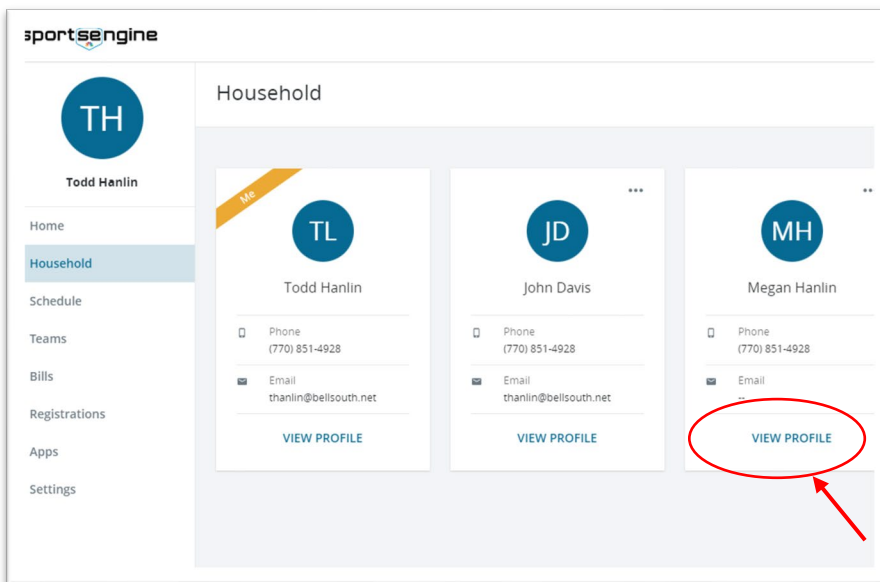


Instructions for Accessing Required Referee and Score Keeping Training

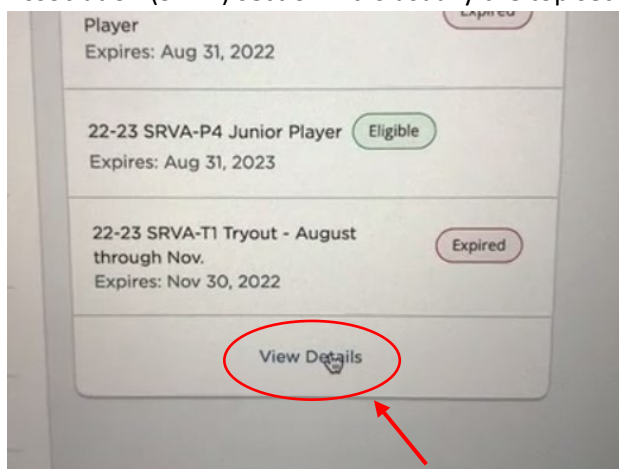
Each year, athletes are required to complete the referee and scorekeeping training to learn about any changes in the requirements for tracking a match. Each team spends time keeping score and tracking substitutions for the other teams in a tourney. Athletes are also required to line judge and down ref for matches. It is important that this training be completed as soon as possible during prep for the season so that they are ready for the first tournament.

To access the training, please follow these steps. Please recognize that this training is based on the computer version, though it can be accessed from a phone.

1. Login to your SportEngine account and click on the Household Menu item. Click on “View Profile” for the player that will be completing the training.



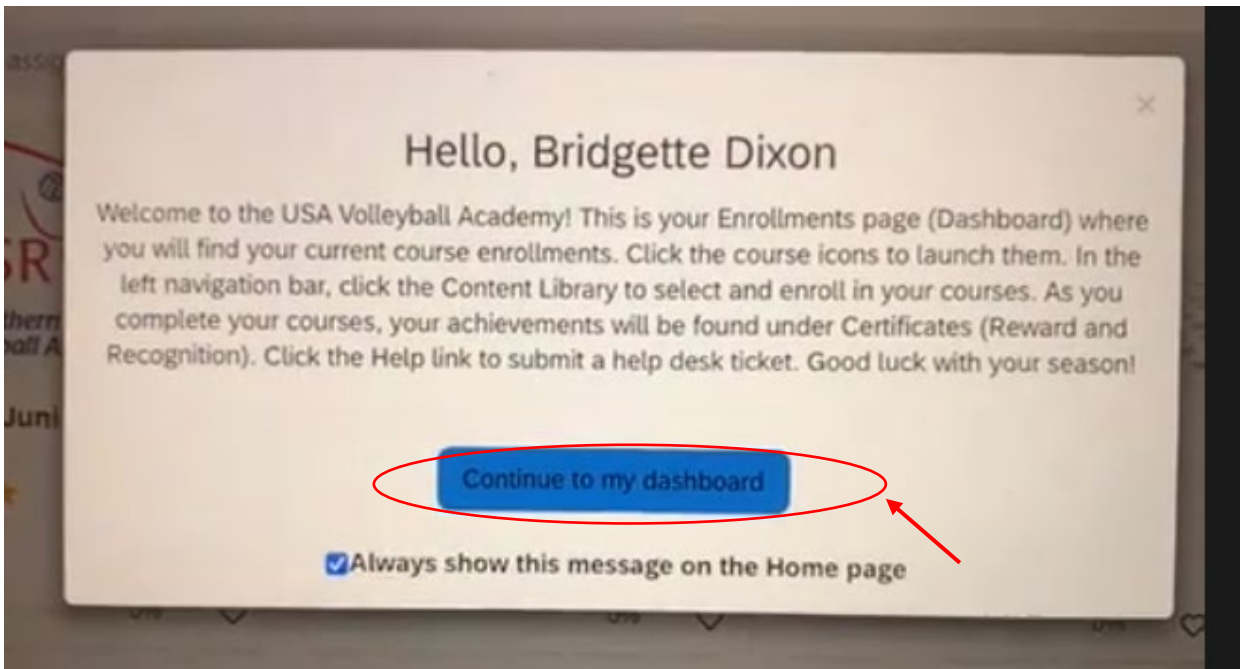
2. In the right-hand column (online version), select “View Details” at the bottom of the Southern Region Volleyball Association (SRVA) section. It is usually the top section in the mobile app.



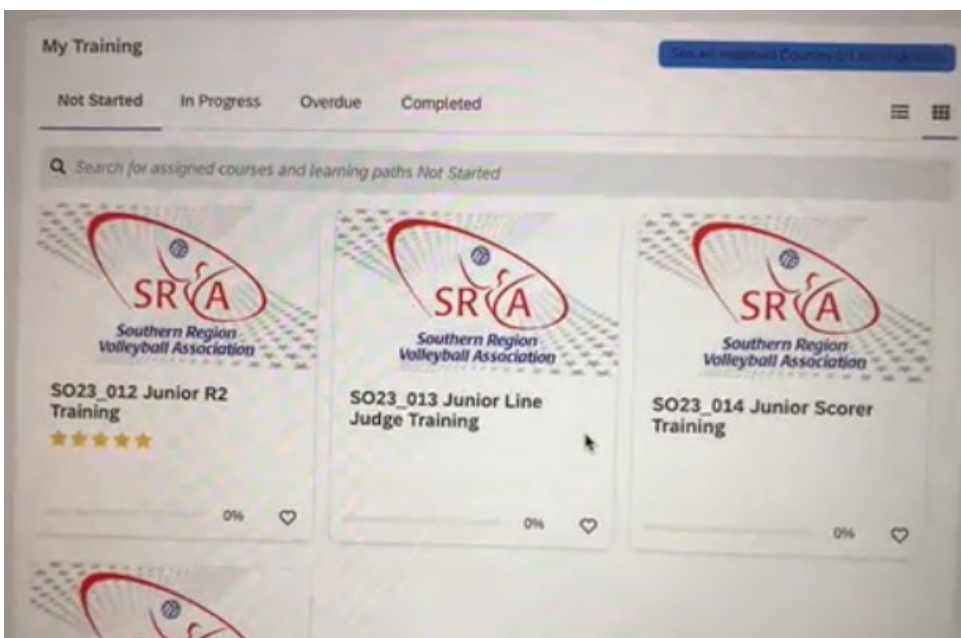
3. In the top right of the next screen, click on “USAV Volleyball Academy.”



- There may be a welcome screen that you can choose to display each time you login or not. Click on “Continue to my Dashboard” and the courses the player is required to complete will be shown.



- Each Training Module has an indicator of how far along the trainee is and it will remember your place if you logout and come back. Each player must complete all modules to be eligible for play. Just click on each one and it will start the module and track progress.



- The process is very similar in the mobile application of SE. Make sure you go to the Household section in the menu first.
- Please reach out to Todd or Emily with any questions or challenges.