


# Liberty Baseball 2025

# 28-11



From Left to Right: Spencer Lind, John Pace, Sean Kingston, Aiden Clarke, Kameron Gillespie, Jackson Tankesley (UP), Fletcher Pauling (DN), Jack Homoly (UP), Aiden Nicholson (DN), Logan Sutton (UP), Landon Cruce (UP), Jon Sherrard (UP), Landon Cruce (DN), Jonathan Percy (UP), Luke Bower (DN), Jack Quetschenbach (UP), Hank Blackburn (UP), Mason Jeffers (DN), Graham Lueth (UP), Steven Holtzclaw (DN), Kaiden Post oak (DN), Freddy Bryant (DN), Grady Coppinger (UP), Jack Lucas (DN) and Owen Shelton (UP)



# LIBERTY BLUE JAYS VARSITY SCHEDULE (28-11)

Date	Day	Opponent	Location	Time	W/L	Score	+/-	STREAK
3/21	FRI	KEARNEY, MO	LHS	12:00 PM	W	14-5	9	W1
		ST. THOMAS AQUINAS	LHS	4:30 PM	L	3-4	8	L1
3/24	MON	PARK HILL	LHS	11:00 AM	W	3-2	9	W1
		LEE'S SUMMIT WEST	LHS	3:30 PM	W	5-3	11	W2
3/27	THU	KEARNEY, NE	LHS	11:00 AM	W	6-3	14	W3
3/28	FRI	LEE'S SUMMIT	LHS	5:00 PM	W	13-5	22	W4
3/29	SAT	GRAIN VALLEY	LHS	11:00 AM	W	10-9	23	W5
4/3	THU	STALEY	LHS	5:00 PM	L	2-3	22	L1
4/7	MON	BENTON	LHS	3:30pm	W	1-0	23	W1
4/9	WED	@ Lee's Summit West	LS	4:30 PM	L	1-12	12	L1
4/12	SAT	LEE'S SUMMIT NORTH	LHS	11:00 AM	W	9-3	18	W1
		LEE'S SUMMIT NORTH	LHS	1:30 PM	W	8-4	22	W2
4/14	MON	BLUE VALLEY NORTHWEST	LHS	4:00 PM	L	3-6	19	L1
4/16	WED	@ Liberty North	LN	6:00 PM	L	2-3	18	L2
4/17	THU	LIFE PREP	LHS	1:00 PM	L	4-8	14	L3
4/19	SAT	@ Kickapoo	Springfield	11:00 AM	W	4-2	16	W1
		@ Kickapoo	Springfield	1:00 PM	W	6-1	21	W2
4/23	WED	PARK HILL SOUTH	LHS	5:00 PM	W	4-0	25	W3
4/25	FRI	@ Olathe North	Lawrence Free State	9:00 AM	W	4-2	27	W4
		@ Maize, KS	KANSAS UNIV	1:30 PM	W	3-2(15)	28	W5
4/26	SAT	@ Olathe South	Lawrence Free State	3:45 PM	W	6-0	34	W6
4/28	MON	OAK PARK	LHS	5:00 PM	L	4-5(9)	33	L1
4/29	TUE	@ St. Pius X	William Jewell	4:00 PM	W	6-0	39	W1
		@ St. Pius X	William Jewell	6:00 PM	W	6-1	44	W2
4/30	WED	@ NKC	North Kansas City	4:00 PM	W	17-1	60	W3
5/2	FRI	STJ CENTRAL	LHS	5:00 PM	W	12-0	72	W4
5/3	SAT	@ Platte County	Platte County HS	10:00 AM	L	1-3	70	L1
		@ Platte County	Platte County HS	12:00 PM	W	6-0	76	W1
5/5	MON	PARK HILL	LHS	5:00 PM	W	9-3	82	W2
5/7	WED	@ PHS	Park Hill South	4:00 PM	W	17-3	96	W3
5/9	FRI	@ Oak Park	Oak Park	4:00 PM	W	12-0	108	W4
5/10	SAT	@ Blair Oaks	Blair Oaks HS	12:00 PM	W	6-0	114	W5
		@ Blair Oaks	Blair Oaks HS	2:00 PM	L	0-1	113	L1
5/12	MON	NKC	LHS	5:00 PM	W	12-1	124	W1
5/14	WED	@ STJ Central	Phil Welch	4:00 PM	W	11-1	134	W2
5/16	FRI	@ Park Hill	Park Hill	4:00 PM	L	1-4	131	L1
5/21	WED	CENTRAL	Districts @ LHS	5:00 PM	W	6-4	133	W1
5/22	THU	LIBERTY NORTH	Districts @ LHS	6:30 PM	W	2-1	134	W2
5/24	SAT	STALEY	Districts @ LHS	1:00 PM	L	0-10	124	L1

**Final record 28W – 11L**

**Conference 8W – 2L (1st Place)**

**Post Season 2W – 1L**

**Win Streak – 6**

**Finished 19-5 last 24 games**

**17th consecutive winning season**

---

**Overall Record: 883W - 452L**

**(52 seasons since 1973)**

**\*State Champions: \*2002, \*2021**

**2nd Place: 2011**

**3rd Place: 2012, 2000**

**Conference Championships - 23**

**District Championships - 14**

### Conference Standings 2025

Place	Team	Win	Loss	GB
1	Liberty	8	2	-
2	Park Hill	7	3	1
3	Park Hill South	7	3	1
4	Oak Park	4	6	4
5	STJ	3	7	5
6	NKC	1	9	7

# The Jay

HOME OF LIBERTY BASEBALL

Eric Langhorst  
PHOTOGRAPHY & GRAPHIC DESIGN  
WWW.LANGHORSTPHOTOGRAPHY.COM



# BLUE JAYS 2025 SEASON IN REVIEW

Season 52 in the books...Liberty baseball moves to 883-452 overall, product of great players year in and year out. Winning tradition continues...

Varsity 28-11

Junior Varsity 21-8

C Blue 18-7

C White 21-4

That's good for 88-30 (.745 pct) Great group of young men on and off the field! Go Blue! 🙌



**GM39: (DISTRICTS) Staley, Loss 0-10**

**GM38: (DISTRICTS) Liberty North, Win 2-1**

Liberty defeats Liberty North last night 2-1. Jonathan Percy's lead off double in the 7th set up an epic bases loaded squeeze by Grady Coppinger scoring Owen Shelton, ball game! Coppinger was strong on the mound 6.1 IP, 1 R, 4 K's, Jon Sherrard finished it 1 K. Next up District Championship 1pm Saturday @ LHS, Liberty (28-10) vs. Staley (34-3)



**GM37: (DISTRICTS) St. Joseph Central, Win 6-4**

Liberty defeats STJ Central 6-4. Kaiden Postoak picks up the Win throwing 3.2 IP of relief, 2 K's. Jonathan Percy big triple, 2 RBI's. Next up District Semifinals, Liberty (27-10) vs. Liberty North (19-13) Thursday @ LHS 6:30pm. Come out and pack 'The Jay' Go Blue

**GM36: Park Hill, Loss 1-4**

Logan Sutton went 1 for 2 with an RBI and Jack Quetschenbach went 1 for 2 with a run. Jon Sherrard pitched 1.2 IP of scoreless relief.

**GM35: St. Joseph Central, Win 11-1**

Liberty defeats STJ Central 11-1 today. Jack Lucas 1 for 1, 3 RBI's, Jack Homoly 3 for 4, Jack Quetschenbach 2 for 4, 2 Doubles. Derek Wilson 2 for 3, Fletcher Pauling 2 for 4. Kaiden Postoak 5.1 IP, 1 R, 4 H Win. Liberty is now 26-9...8-1 in Conference.

**GM34: North Kansas City, Win 12-1**

Liberty defeats NKC 12-1 on Senior Night. 7 great men were honored today, they mean so much to the program! Thank you, Jays were led by Jonathan Percy 3 for 3, 2 doubles, 5 RBI's. Seniors Jack Quetschenbach, Jack Lucas & Jackson Tankesley each had 2 hits a piece. Liberty is now 25-9, won 16 out of the last 19 & now 7-1 in Conference play.



Congrats to Sean Kingston (RHP), parents Brian and Ashlee, headed to Washburn University to play Baseball 🏆 🎓 🧤 Go throw that pill Kingston, you got this! 🌟 📈



**LHS Baseball** @Jays\_Baseball · May 13



Congrats to Jackson Tankesley (1B), parents Brandon and Courtney, headed to Benedictine College to play Baseball 🏆 🎓 🧤 Academic All Stater! Go Get it Tank ✈️ 🦋



LHS\_Baseball @Jays\_Baseball · May 13



Congrats to Mason Jeffers (C), parents Jeremy and Kristen, headed to William Jewell College to play Baseball and study Business 🏆 🎓 🌟  
JEFFERS!!!! 🙌



LHS\_Baseball @Jays\_Baseball · May 13



Congrats to Jack Quetschenbach (OF), parents Joel and Maree, headed to Kansas State University to play Baseball 🏆 🎓 🌟 Go get it Q!



LHS\_Baseball @Jays\_Baseball · May 13



Yesterday we celebrated Senior Day and followed it up with baseball signing recognition. Let's start with Jack Homoly (INF/OF) parents Casey and Kristin, headed to William Jewell College to play and study Baseball 🎓🌟 Let's go Homs!



# SENIORS 2025





Liberty baseball seniors and moms pose for a photo on Senior Night Monday, May 12. | Wesley Miller/Courier-Tribune

**By Wesley Miller**

*sports@mycouriertribune.com*

**LIBERTY** — Only a day after graduation, nine Liberty High School seniors experienced another last as Blue Jay baseball hosted North Kansas City Monday, May 12.

Before cruising to a 12-1 win over the Hornets in the Blue Jays' final home game of the regular season, Liberty honored nine for Senior Night: Landon Cruce, Jack Homoly, Mason Jeffers, Sean Kingston, Jack Lucas, Jack Quetschenbach and Jackson Tankesley.

"Past two years, I've been able to watch other seniors come out here, and never thought I'd be here, but it's awesome to be out here with the guys that I've played with for four year," Homoly said. "Getting the win, of course, is awesome, so, special moment, for sure."

"Surreal, lining up here behind home plate — remember two years ago when I was a sophomore, when the seniors are doing that — and just now seeing us is kind of surreal and just emotional because those are my brothers for life," Quetschenbach said.

Five of the seniors are already signed on to play at the next level. Quetschenbach is headed to Kansas State. Homoly, along with Jeffers, are staying in Liberty with William Jewell. Kingston and Tankesley are headed across state lines, with the pitcher signed on to play at Washburn and the first baseman signed on with Benedictine College.

Seven seniors played against the Hornets and four finished with a hit, including two by Lucas. Cruce started on the mound for Liberty, allowing only one hit through one inning. Lucas closed out the game in the top of the fifth.

"This group of seniors comes from tremendous families," coach Kirk Bragg said. "All the parents have been very supportive. Really spent a lot of time with these guys over the course of four years and some of these I've taught in elementary school, so I've been around them for even longer than that. Just a great group. Very positive, they work hard, they're not trouble in school, they're not trouble outside of school. They're just great people."

As Liberty improves to 25-9 and looks to close out the season on the road against St. Joseph Central Wednesday, May 14 and against Park Hill at 4 p.m. Friday, May 16, Quetschenbach is looking to enjoy as much time with the team as he can.

"It means the world — best experience of my life, hands down," he said. "Every single game, every single practice, I just look forward to coming here."

LHS\_Baseball @Jays\_Baseball · May 11



Great day! Proud of these guys! Go Blue! 🎓👊🎉🚀



### GM32-33: Blair Oaks, Win 6-0, Loss 0-1

Liberty splits with Blair Oaks GM1 6-0 & GM2 0-1. Grady Coppinger 5 IP, 8 K's, 1 H, Win. Landon Cruce 2 IP, 1 K. Logan Sutton 3 for 3, 2 Doubles, 2 RBI's. Jackson Tankesley 3 for 4, 2 doubles. GM2 Sean Kingston CG, 0 ER, 4 K's, 1 H. Logan Sutton 2 for 3. Jays are now 24-9 on the season.

### GM31: Oak Park, Win 12-0

Liberty defeats Oak Park 12-0 today. Kaiden Postoak was dominant going 5 strong innings 0 R, 2 H, 3 K's CG 38 strikes 53 P. Logan Sutton 2 for 3, HR, 4 RBI's...Jonathan Percy 1 for 2 with a solo HR...Jackson Tankesley 2 for 3. Liberty is now 23-8 and 6-1 in Conference play. Next up DH @ Blair Oaks tomorrow 12pm and 2:30pm.

### GM30: Park Hill South, Win 17-3

Liberty defeats PHS 17-3. The bats were hot pounding out 18 hits! Logan Sutton 3 for 3. Gillespie, Homoly, Percy (4 R), Wilson, Pauling (3 RBI's) all had 2 hit games. Hank Blackburn 5 IP, 2 ER picks up the Win. Liberty moves to 22-8 and 5-1 in Conf. play. Next up @ Oak Park 4pm tomorrow.

### GM29: Park Hill, Win 9-3

Liberty defeated Park Hill 9-3 today to move to 21-8 on the season. Steven Holtzclaw 4.2 IP, 2 H, 6 K's 0 ER in relief picks up the Win. Jonathan Percy went 3 for 3, 2B, 4 RBI's. Jack Homoly 2 for 2.



Congrats to Derek Wilson and Jackson Tankesley on Class 6 Academic All State! Starts and ends in the classroom! Congrats to the Blue Jays Baseball Team GPA of 3.71 placing in the top 10! Let's go! 🎓 🏫 ⚾ 📣



**GM26: St. Joseph Central, Win 12-0**

Liberty defeated STJ Central 12-0. Hank Blackburn pitched really well scattering 3 hits, 3 K's for the CG shutout. Logan Sutton led the way offensively 3 for 3, single, double, triple, 4 RBI's. Jack Homoly 3 for 3, 2 RBI's. Liberty is now 19-7. Next up Double header @ Platte Co. 10am & noon tomorrow.



**GM25: North Kansas City, Win 17-1**

A lot of hits and runs happened in this game.

**GM24: St. Pius X, Win 6-1**

GM2: More of the same this time it was Jack Lucas's strong outing on the mound led to a 6-1 victory. Lucas 6 IP, 4 H, 3 K's, 1 BB. Jackson Tankesley 2 for 2, 2 RBI's. Logan Sutton 1 for 3 with a 2 run bomb. Liberty is now 17-7.

### GM23: St. Pius X, Win 6-0

GM1: Liberty defeats Pius X 6-0. Steven Holtzclaw was dealing throwing a complete game 3 hit shutout! 7 IP, 5 K's 1 BB, picking up the Win. Logan Sutton 2 for 4, double 2 Bibbies. Jays move to 16-7 on the season.

### GM22: Oak Park, Loss 4-5 (9 innings)

Logan Sutton went 3 for 3 with a single, triple and home run. Jack Quetschenbach 2 for 4 with a triple and 2 RBI's.

### GM21: Olathe South, Win 6-0

Liberty defeats Olathe South 6-0 behind strong performances on the mound Landon Cruce 3 1/3rds, 1 K, 2 H & Jack Lucas 3 2/3rds, 0 H, 3 K's, Win. Offensively Jack Quetschenbach 3 for 3, Jonathan Percy 2 for 3, 3 RBI's, Fletcher Pauling 2 for 2 & Mason Jeffers 2 for 3. Jays are now 15-6

### GM20: Maize, KS, Win 3-2 (15 innings)

GM2 Liberty vs Maize @ Hoglund Park on KU's campus was an epic battle! Jack Quetschenbach slams a 2 run HR to tie the game at 2-2 in the 6th but this game would go a whopping 15 innings and in the bottom of the 15th, 1st and 2nd double play Jack Homoly beats it out and Quetschenbach comes home to walk it off. Kameron Gillespie went 3 for 7, Hank Blackburn 6 IP, 3 H, 6 K's, Steven Holtzclaw 4 IP, 3 K's 0 Runs & Jon Sherrard 5 IP, 4 K's, 0 Runs, Win. Jays are now 14-6

### GM19: Olathe North, Win 4-2

Long day! GM1 Liberty defeated Olathe North this morning 4-2. Kaiden Postoak CG, 6 K's 1 BB, 4 H picking up the Win. Kameron Gillespie 2 for 2, Derek Wilson 1 for 1 RBI. Liberty is now 13-6.

### GM18: Park Hill South, Win 4-0

Liberty defeats PHS 4-0 behind a 4 hit shutout by Sean Kingston. Kingston was dominant CG, 6 K's. Bottom of 5th Jays opened it up, Kam Gillespie roped an RBI double scoring Jack Homoly, Jack Quetschenbach laced a triple to plate 2 more! Q was 2 for 3 at the plate. Liberty is now 12-6 and 1-0 in conference.

### GM17: Kickapoo, Win 6-1

GM2: Liberty scored 3 runs in the 1st Inning and never looked back winning 6-1 over Kickapoo. Grady Coppinger picked up where Blackburn left off throwing 5 strong innings, 3H, 3K's, Win. Jonathan Percy 2 for 4, RBI. Mason Jeffers drove in 2, 2B. Jays flashed the leather all day making play after play! Liberty is now 11-6 on the season. Next up Wednesday vs. PHS first conference game at home 5pm.

### GM16: Kickapoo, Win 4-2

GM1: Liberty gets back on track defeating Kickapoo 4-2. Hank Blackburn was dealing today on the mound throwing 6 strong innings, 5 K's, 2 BB, 2R picking up the Win. Grady Coppinger SV. Logan Sutton 2 for 3, 2B. Jonathan Percy 1 for 2, 2B. Liberty moves to 10-6.

### GM15: Life Prep, Loss 4-8

Yesterday the outcome of the game didn't take away from one of the best experiences LHS Baseball and the LPS family of Doniphan, Schumacher and LHS encountered. Autographs, baseball cards, hot dogs, loud cheers and fun in between inning games! Thank you, students, teachers and all administration for being a part of life long memory.







**GM14: Liberty North, Loss 2-3**

Jonathan Percy went 2 for 4 and Aiden Clarke went 2 for 4 with an RBI. Sean Kingston went 6.1 IP of strong pitching striking out 3.

**GM13: Blue Valley Northwest, Loss 3-6**

Jack Quetschenbach went 2 for 2 with 2 RBI's at the plate. Jon Sherrard throws 3.1 IP of scoreless relief striking out 4.

**GM12: LSN, Win 8-4**

GM2 - Liberty takes the DH winning 8-4. Steven Holtzclaw 4IP, 5 K's, 1 BB picking up the W. Grady Coppinger 3 IP, 5 K's, SV. Fletcher Pauling 2 for 2, 2 RBI's...Coppinger 3 for 3, Jonathan Percy 2 for 3, 2 RBI's, Logan Sutton 2 for 3. Jays are now 9-3. Next up Monday 4pm vs BVNW @ LHS.

**GM11: LSN, Win 9-3**

GM1 - Liberty defeated LSN 9-3 behind Kaiden Postoak's strong pitching. Postoak 7IP, 3H, 1 ER, 2K's CG Win. Jack Homoly 3 for 4, 2 RBI's, 2B...Jonathan Percy 2 for 3, 3B, Mason Jeffers 2 for 3, Fletcher Pauling drove in 2. Jays are 8-3

**GM10: LSW, Loss 1-12**

Jays only manage one hit off Tyler Wood, Kam Gillespie's double. Liberty struggled on the mound and with the sticks will look to rebound against LSN.

Class of 2025 celebrating Sunday night dinner and enjoying a card game as well.

A special thanks to Brown-Pearcy Cattle Company for the awesome T-Bones!! [brownpearcycattle.com](http://brownpearcycattle.com)



#### **GM9: Benton, Win 1-0**

Pitchers dual today but the Jays prevail 1-0 over Benton behind a strong outing by Sean Kingston! CG shutout, 7 IP, 7 K's 0 BB scattering 5 hits. Jays offense was led by Logan Sutton 2 for 3 with a triple. Liberty is now 7-2 on the season. Next up Wednesday @ LSW 4:30pm

#### **GM8: Staley, Loss 2-3**

Jays fall 3-2 to Staley tonight. Hank Blackburn threw 5 solid innings allowing 3 hits and 2 ER, 2 K's. Sean Kingston 2 IP, 3 K's. Johnathan Pearcy 3 for 4 at the plate. Liberty is now 6-2 and face STJ Benton Monday 3:30pm @ LHS.

#### **GM7: Grain Valley, Win 10-9**

Down 9-7 in the bottom of the 6th, bases loaded, Johnathan Pearcy absolutely hammered a double in the gap to plate 3 runners, Jays win 10-9 over Grain Valley. Grady Coppinger closed it down, Copp was also 2 for 3 at the plate. JP had 4 RBI's. Logan Sutton 1 for 2 with a HR, 2 RBI's. Liberty is now 6-1 on the season.

#### **GM6: Lee's Summit, Win 13-5**

Liberty defeats Lee's Summit 13-5. Jays bats were hot as a sunny day in Sarasota! Jays pounded out 16 hits, 4 doubles and 2 HR's. Led by Derek Wilson 4 for 4, 2 doubles, 2 RBI's, Jack Lucas 2 for 2, HR, 3 RBI's...Johnathan Pearcy 3 for 3, Jackson Tankesley 2 for 4, HR, 3 RBI's...Mason Jeffers & Grady Coppinger 2 hits each. Kaiden Post oak picks up the Win. Jays are now 5-1

#### **GM5: Kearney, Nebraska Win 6-3**

Liberty defeats Kearney Nebraska today 6-3. Hank Blackburn was dealing 5 2/3rds, 0 ER, 6 K's picking up the W, Landon Cruce SV. Jackson Tankesley 3 for 3, Mason Jeffers 2 for 4, Jays executed very well today! Liberty is 4-1 on the season. Next up Lee's Summit tomorrow 5pm @ LHS.

#### **GM4: Lee's Summit West (Metro leadoff) Win 5-3**

GM2 today was against undefeated LSW. Jays down 3-1 heading into the top of the 5th, Jack Quetschenbach tripled to plate Jack Lucas. Tied 3-3 Logan Sutton crushes a 2 run HR to LF sealing the game 5-3 Liberty. Jon Sherrard pitched great 5 1/3rd, 4 K's, Grady Coppinger closed it down. Logan Sutton 2 for 3, HR, 3 RBI's. Liberty is now 3-1 on the season.

### GM3: Park Hill (Metro leadoff) Win 3-2

Liberty defeated Park Hill today 3-2. It was a slow start for the Jays but the bats came to life in the 4th/5th inning, Mason Jeffers and Jack Homoly each drove in big runs. Kaiden Postoak was dominant on the mound going 5 1/3rd Innings picking up the win. Landon Cruce shut it down with 2 K's picking up the save. Jays are now 2-1 on the season.

### GM2: St. Thomas Aquinas (Metro leadoff) Loss 3-4

GM2 Jays faced the top team in the state of Kansas, St. Thomas Aquinas. Liberty took the lead 2-1 heading into the 5th, Hank Blackburn pitched very well 4 2/3rd IP, 2K's. Tied 3-3 in the 6th, Aquinas took the lead to win 4-3. Grady Coppinger 1 for 4, HR, Logan Sutton 1 for 3, 3B. Landon Cruce 2 IP, 1 K in relief. It was a great battle early in the season! Liberty is now 1-1.

### GM1: Kearney (Metro leadoff) WIN 14-5

Jays split yesterday, GM1 vs. Kearney win 14-5...Jack Quetschenbach lead off the 2025 season with a 400+ ft. blast to CF, Q also went 4 for 4 with 4 RBI's! Mason Jeffers 3 for 5 with a 2B, 3 RBI's. Jackson Tankesley 2 for 5. Sean Kingston picks up the W, Kaiden Postoak 2 IP, 3 K's. Jays had 16 hits. Liberty is now 1-0



Great day for Ball! Jays baseball begins today 12pm vs Kearney. 'The Jay' is looking good, what a yard! Go Blue 🟦🟤⚾️



What a blast last night at the Blue Jay Bash. We would like to express our sincere gratitude to the parents, families, and friends of everyone for your contributions to the baseball program. Your generosity was essential to the success of the event, and we appreciate all that you do.

Let's play 🏆



LHS\_Baseball  
@Jays\_Baseball



Bunch of goof balls! Interesting practice top today?!? This has LeAnn and Love Letters written all over it! Love these guys, can't wait to get this rolling!



# Liberty baseball falls to Staley in district championship

---

MAY 26, 2025 / SPORTS



**Liberty baseball coach Kirk Bragg hugs senior Landon Cruce after falling to Staley in the Class 6 District 8 Championship Saturday, May 24. Wesley Miller/Courier-Tribune**

**By Wesley Miller**

*sports@mycouriertribune.com*

LIBERTY — The postseason run came to an end for Liberty baseball in the Class 6 District 8 Championship Saturday, May 24.

The second-seeded Blue Jays fell 10-0 in five innings to top-seeded Staley. Junior Jonathan Pearcy recorded Liberty's lone hit of the district title game.

The Blue Jays conclude their campaign with an overall record of 28-11. Coach Kirk Bragg said he was very proud of his team's season.

"The credit goes to the guys," he said. "We've faced a lot of adversity, whether it was one-run games or we couldn't hit that day. ... We played great defense this year. I think this is one of the best defending teams we've had in our school's history. In fact, it might be the best defensive team we've had."

Liberty made it to the district championship for the seventh time in the last eight seasons. The Blue Jays also won conference for the third year in a row, claiming the KC Suburban Red Conference title.

The Blue Jays graduated seven seniors from this year's squad: Landon Cruce, Jack Homoly, Mason Jeffers, Sean Kingston, Jack Lucas, Jack Quetschenbach and Jackson Tankesley.

“This program hasn’t just made me a better player, it’s made me a better person, and that’s the biggest thing about it,” Quetschenbach, a Kansas State signee, said. “I know I’m going to the next level, but I’ll be ready, because these coaches brought it every single day. They were straight up with you and I couldn’t ask for anything else.”

“The best thing about our seniors is they have great families, they come from great people, and that makes them even better to be around,” Bragg said. “I love being around these guys. The hardest part about high school baseball for me is when it ends, it’s like a funeral for us. We spent so much time together. I get up every day, just excited to be around these kids, excited to coach them and be a part of their journeys.”

## **Liberty baseball heads to district championship with walk-off win over Liberty North**

---

MAY 24, 2025 / SPORTS



**Liberty baseball junior Logan Sutton swings at the ball against Liberty North during the Class 6 District 8 Tournament Semifinals Thursday, May 22. Wesley Miller/Courier-Tribune**

**By Wesley Miller**

*sports@mycouriertribune.com*

**LIBERTY** — A sea of blue nearly covered the field as the Liberty baseball players stormed out of the dugout in a crowd of cheers.

With a roar of applause from the fans behind them, sophomore pinch runner Owen Shelton barely finished sliding into home before the Blue Jays mobbed junior Grady Coppinger at first base.

After pitching for over six innings, Coppinger made his impact felt at the plate by driving in the winning run with a bunt in the bottom of the seventh.

It wasn't just any regular walk-off win, either, although already exciting enough. For Liberty, Coppinger's fateful bunt secured a 2-1 win over Liberty North in the Class 6 District 8 Tournament Semifinals Thursday, May 22, snapping the Blue Jays' seven-game losing streak to the Eagles for their first win over their crosstown rival since May 2021. Liberty's walk off also returned the favor from the teams' regular-season meeting after Liberty North walked off a 3-2 triumph at home April 16.

"It was resilient," coach Kirk Bragg said about his team's effort. "Faced a lot of adversity early, and we had some opportunities. In those types of games, you need one or two. I felt like we did a good job of stopping some of theirs early, and then we really did a good job, I think, of executing at the end just to try to win a ball game. It wasn't pretty. If you have to succumb to a, I guess, a squeeze bunt to win it, then that's what it takes."

Coppinger finished the contest with a game-high two hits. Junior Jonathan Percy led off the bottom of the seventh with a double, ultimately setting up Coppinger's game winner. Freshman Kam Gillespie and senior Jack Lucas also recorded hits for the Blue Jays.

Second-seeded Liberty now heads to the district championship against top-seeded Staley at 1 p.m. Saturday, May 24 at Liberty High School.

"We'll practice hard tomorrow," Bragg said. "We're going to face a really good arm, and we gotta do the best we can to neutralize him and get some runs on him."

## Liberty baseball falls to Kansas team, holds Elementary Day at The Jay

---

APRIL 21, 2025 / SPORTS



LIBERTY — In an afternoon matinee, Liberty baseball hosted a team from out of state Thursday, April 17.

The Blue Jays welcomed Life Prep Academy from Wichita, Kansas, for the team's fourth game of the season against a Kansas squad. Despite five more hits, Liberty ultimately fell to the Fire, 8-4.

"The opportunity bug is kind of getting us right now," coach Kirk Bragg said. "Somebody needs to make a pitch, we need a defensive play, we need our bats to be contagious, and those three things didn't happen."

The two teams were tied at one run each at the end of the first inning, but then Life Prep exploded for six scores in the top of the second.

Liberty scored a run in the bottom of the third, but Life Prep responded with one more of its own in the top of the fourth. The Blue Jays scored a pair of runs in the bottom of the fifth but only two players made it on base the rest of the contest as they ultimately dropped the four-run loss at home.

"We gotta keep our heads down and keep working, but, yeah, we need some change," Bragg said. "We need some guys to change approaches, change what they're doing and especially inside the game. If you can't do that, then the results aren't going to be good."

The afternoon wasn't a total loss for Liberty, though, as plenty of excitement and fun was still had with the Elementary Day at The Jay. As well as crowds of students cheering on the boys in blue, an activity was held between almost every half inning, including cornhole, mascot races and a water balloon home run derby.


"Yesterday the outcome of the game didn't take away from one of the best experiences LHS Baseball and the (Liberty Public Schools) family of Doniphan, Schumacher and LHS encountered," Jays baseball posted on X Friday, April 18.

Liberty bounced back with a pair of wins over Kickapoo Saturday, April 19 to improve to 11-6 overall. The Blue Jays host Park Hill South Wednesday, April 23 before playing in the River City Series Friday and Saturday, April 25 and 26, in Lawrence, Kansas.

## Liberty baseball sweeps doubleheader with Lee's Summit North

---

APRIL 15, 2025 / SPORTS



Liberty baseball senior Jackson Tankesley reaches out for the ball on first base against Lee's Summit North Saturday, April 12. Wesley Miller/Courier-Tribune

**By Wesley Miller**

*sports@mycouriertribune.com*

LIBERTY — Blue Jay baseball put together a great weekend at home with a pair of wins over Lee's Summit North Saturday, April 12.

"Defensively, I thought we could have maybe made some more plays to help our pitching," coach Kirk Bragg said. "That's usually our strength, so that's one thing that I just kind of highlighted. ... Overall, it wasn't too bad."

Liberty bounced back from a loss to Lee's Summit West April 9 to improve to 9-3 overall on the season.

In the first game of the doubleheader, the Blue Jays triumphed 9-3 over the Broncos. Senior Jack Homoly finished with a team-high three hits.

Liberty won the second game of the doubleheader in 8-4 fashion. The team was leading by only one run until the team gained cushion with three runs in the bottom of the sixth.

The Blue Jays scored a combined seven runs in the bottom of the sixth between both games.

"One thing we try to stress is just every inning, we gotta do our best in that opportunity," Bragg said.

Between both games, junior Jonathan Pearcy finished with a team-high four hits. Junior Fletcher Pauling recorded a team-high four RBIs for the doubleheader.

"I felt great," Pearcy said. "Felt like the team really came together and did what we needed to do, especially after a rough week leading up to this. So, felt good about today. Felt like our offense was back where it started."

Playing two games in one day can be exhausting for some, but it's fun for a player like Pearcy.

"It's more baseball, it's a better opportunity to get better," he said. "Two games, two chances to get better. So, felt great, not exhausted. Ready to celebrate with the guys."

Liberty fell at home to Blue Valley Northwest (Kansas) Monday, April 14 before traveling for a crosstown showdown against Liberty North Wednesday, April 16. Then the Blue Jays host Life Prep Academy (Kansas) at 1 p.m. Thursday, April 17.

## **Liberty baseball earns 3rd-straight win over team from Nebraska**

---


MARCH 28, 2025 / NEWSLETTER-EARLY-WEEK, SPORTS

**By Wesley Miller**


*sports@mycouriertribune.com*

LIBERTY — In a cross-border battle, Liberty baseball earned a 6-3 win over Kearney (Nebraska) Thursday, March 27.

The Blue Jays welcomed the team from out of state and rolled to their third-straight win to improve to 4-1 overall on the season.



**Liberty baseball senior Jack Quetschenbach swings at the ball against Kearney (Nebraska) Thursday, March 27. Wesley Miller/Courier-Tribune**



**Liberty baseball junior Hank Blackburn throws a pitch against Kearney (Nebraska) Thursday, March 27. Wesley Miller/Courier-Tribune**

“I just thought we executed our small ball the way it’s supposed to be done,” coach Kirk Bragg said. “I thought today we executed every one of those opportunities to score runs.”

Liberty struck first with the first run of the game after a sacrifice bunt by junior Grady Coppinger in the bottom of the second.

The Blue Jays scored one run each in every inning after that until the sixth when they plated two with another sacrifice bunt by junior Logan Sutton and a line drive by junior Jonathan Percy.

Kearney ended the shutout with two runs in the top of the fifth and closed the gap with a run in the top of the seventh. However, on the scoring play, Liberty tagged out the runner heading to third and ultimately sealed the win.

Senior Jackson Tankesley led the Blue Jays against the Bearcats with three hits.

“We didn’t really know what we were getting into but the win felt really good because we were really good at executing our system today,” he said. “We got a lot of bunts and hit-and-runs down. Just feels extra good when you’re able to do those small things right.”

With school on spring break, the schedule change can be a difficult adjustment. But to Tankesley, it may actually help.


“I think it’s actually really nice to be playing like this many games over spring break because you can really focus solely on baseball,” he said. “You don’t have to worry about class, homework, missing class. Definitely, I think being out of school has helped a lot with my mentality, my mental focus as well.”

Liberty continues a four-game home stretch against Lee’s Summit at 5 p.m. Friday, March 28, against Grain Valley at 11 a.m. Saturday, March 29 and against Staley at 5 p.m. Thursday, April 3.

## Liberty baseball goes 3-1 in season-opening tournament

---

MARCH 25, 2025 / SPORTS



Liberty baseball freshman Kam Gillespie swings at the ball against Kearney during the KC Metro Leadoff Friday, March 21.  
Wesley Miller/Courier-Tribune

**By Wesley Miller**


*sports@mycouriertribune.com*

LIBERTY — It was a solid start to the season at home for Liberty baseball in the KC Metro Leadoff Friday through Monday, March 21 through 24.

The Blue Jays finished the season-opening tournament with a record of 3-1 and with wins over Lee's Summit West, Park Hill and Kearney.

"We've had a lot of practice and you practice that much you hope you can get rewarded," coach Kirk Bragg said. "We still have some things to work on, lots of things to work on. The list is still long, but I think with time — this team, they're a great team, they got a great chemistry, all the guys are nice and fun to be around — so I think if we just keep working and staying at it, I think it's gonna be a great year."

Liberty started the season with a bang as senior Jack Quetschenbach homered on the first plate appearance of the spring in the team's first game against Kearney. The Blue Jays kept it rolling into a 14-5 win.



**Liberty baseball sophomore Jon Sherrard throws a pitch against Lee's Summit West during the KC Metro Leadoff Monday, March 24. Wesley Miller/Courier-Tribune**

Liberty fell 4-3 in its second game of pool play against St. Thomas Aquinas, the reigning Kansas 5A state champions, but bounced back with a 3-2 win over Park Hill in the first game of the final round.

The Blue Jays closed out the KC Metro Leadoff by grinding out a 5-3 win over Lee's Summit West, despite eight hits to the Titans' 12.

Liberty received a boost from junior Logan Sutton who launched the ball over the left-field wall for a two-run home run in the fifth inning to break a 3-3 tie against Lee's Summit West.

"It was a pretty fun at-bat," he said. "Me fake bunting all the way up until I got to 3-1 (in the strike count) and then saw the fastball, was able to get behind it and groove it out to left over there. ... It's so much fun seeing my teammates waiting for me after a home run — best feeling in sports."

Next, Liberty hosts a different Kearney from Nebraska at 11 a.m. Thursday, March 27.

## **Liberty baseball swings into new season**

---

MARCH 18, 2025 / SPORTS

---

**By Wesley Miller**

*sports@mycouriertribune.com*

LIBERTY — A new season is nearly upon Liberty baseball as the team looks to revamp.

As coach Kirk Bragg heads into his 22nd year at the helm of the program, he'll have only two returning starters from last spring: seniors Jack Quetschenbach and Mason Jeffers.

Quetschenbach, a Kansas State commit, earned all-state and all-conference in the outfield. Jeffers, a William Jewell commit, received all-conference honors as catcher.

Bragg said the team will look to senior Sean Kingston and junior Hank Blackburn to lead the Blue Jays on the mound. Blackburn was all-state and all-conference last season while Kingston also earned all-conference.

Coach also said junior Logan Sutton could make an impact in the infield and outfield.

The Blue Jays will look to defend their conference title from last season after they went a perfect 10-0 in conference play, and they'll aim to add to their streak of 16-straight winning seasons.

"Defense is a strength and finding varsity level arms with consistency is a challenge," Bragg said.

The Blue Jays begin the season at home with the KC Metro Leadoff Friday and Saturday, March 21 and 22. Liberty has 14 homes games this spring, including the home opener against Kearney (Nebraska) at 11 a.m. March 27 and Senior Night against North Kansas City at 5 p.m. May 12.

"Every game we play on the schedule will be a challenge," Bragg said.

# RANKINGS

## WEEK 2

Class 6 Rankings		
Rank	School	Record
1	Francis Howell	7-0
2	Staley	10-0
3	Fort Zumwalt West	9-1
4	Nixa	12-1
5	Rock Bridge	9-2
6	Blue Springs South	5-1
7	Liberty (KC)	6-2
8	Neosho	10-1
9	Glendale	4-1
10	Eureka	5-2

Receiving Votes: Truman, Lee's Summit, Lee's Summit West

## WEEK 3

Class 6 Rankings		
Rank	School	Record
1	Francis Howell	15-1
2	Staley	19-1
3	Fort Zumwalt West	16-4
4	Nixa	16-6
5	Blue Springs South	10-2
6	Rock Bridge	16-5
7	Liberty North	11-4
8	Ozark	15-5
9	Lindberg	12-3
T10	Liberty (Kansas City)	11-6
T10	Eureka	11-5

Receiving Votes: Neosho, Lee Summit, Marquette

## WEEK 4

Class 6 Rankings		
Rank	School	Record
1	Francis Howell	24-2
2	Staley	27-2
3	Fort Zumwalt West	21-6
4	Rock Bridge	22-7
5	Blue Springs South	16-4
6	Nixa	19-9
7	Liberty North	17-6
8	Lee Summit	19-9
9	Liberty (KC)	20-8
T10	Ozark	18-8

Receiving Votes: Lindberg, Eureka, Neosho, Marquette

## WEEK 5

Class 6 Rankings		
Rank	School	Record
1	Francis Howell	32-3
2	Staley	32-3
3	Rock Bridge	28-8
4	Fort Zumwalt West	27-8
5	Blue Springs South	20-7
6	Nixa	24-10
7	Lee Summit	25-11
8	Liberty (KC)	26-10
9	Liberty North	19-12
10	Kickapoo	18-16

Receiving Votes: Ozark, Eureka, Marquette, Lindberg, Neosho, SLUH, Lafayette

## FINAL RANKINGS CLASS 6

Class 6 Rankings		
Rank	School	Record
1	Blue Springs South	27-7
2	Staley	38-4
3	Parkway South	23-11
4	Fort Zumwalt West	33-10
5	Rock Bridge	30-9
6	Francis Howell	34-4
7	Lee Summit	28-13
8	Nixa	26-11
9	Liberty - KC	28-11
10	De Smet Jesuit	16-18



## 2024 RANKINGS

<b>Class 6</b>
1) Blue Springs (28-11)
2) Lafayette (25-13)
3) Liberty North (33-9)
4) Francis Howell (30-12)
5) Fort Zumwalt West (28-10)
6) Lee's Summit West (28-10)
7) Glendale (26-6)
8) Liberty (28-10)
9) Staley (27-10)
10) Rock Bridge (27-10)
Others Receiving Votes: Jackson (25-8)

## 2022 RANKINGS

<b>Class 6</b>	
1. Liberty North	33-9
2. Blue Springs South	26-11
3. Francis Howell	33-9
4. Lindbergh	20-17
5. Liberty	29-10
6T. Fort Zumwalt West	30-9
6T. Nixa	32-4
8. Rock Bridge	29-10
9. Raymore-Peculiar	21-10
10. Kickapoo	27-8
Others receiving votes: Eureka (25-7-1), Jackson (21-5), CBC (22-11)	

## 2021 RANKINGS

<b>Class 6</b>
1. Liberty (32-9)
2. Ft. Zumwalt West (35-5)
3. Jefferson City (23-14)
4. Christian Brothers College (23-12)
5. Francis Howell (29-9)
6. Liberty North (28-6)
7. Kickapoo (24-9)
Lindbergh (25-9)
9. Lafayette (Wildwood) (22-8)
Republic (21-10)
Others Receiving votes: Raymore-Peculiar, Hickman

## 2019 RANKINGS

<b>Class 5</b>
1. DeSmet (14-13)
2. Marquette (24-9)
3. Willard (30-7)
4. Staley (27-7)
5. Rock Bridge (29-8)
6. Liberty (28-7)
7. Vianney (27-10)
8. CBC (21-8)
9. Glendale (22-8)
10. Rockhurst (20-11)
Others Receiving Votes: Lee's Summit West, Nixa, Lafayette

## 2018 RANKINGS

<b>Class 5</b>
1. Vianney
2. Hickman
3. Blue Springs South
4. DeSmet
5. Staley
6. Holt
7. Liberty (KC)
8. Jackson
9. Kickapoo
10. Troy
Others Receiving Votes: Webb City, Lee's Summit, Rolla, Willard, Central (St. Joseph), Poplar Bluff, Liberty North

## 2015 RANKINGS

<b>Class 5</b>
1. CBC
2. Staley
3. Kickapoo
4. Eureka
5. Rock Bridge
6. Francis Howell Central
7. Liberty North
8. Jackson
9. Vianney
10. Liberty



# Batting Stats - LIBERTY BLUE JAYS 2025 (Thru 39 games)

Name	G	PA	AB	R	H	1B	2B	3B	HR	XBH	RBI	AVG	BB	SO	HBP	SB	SF	SAC	OBP	SLG	OPS	BA/1B	H/RSP	AB/RSP	BA/RSP	TP
Sean Kingston	4	2	1	0	1	1	0	0	0	0	0	1.000	1	0	0	0	0	0	1.000	1.000	2.000	1.000	0	0	0.000	5
Hank Blackburn	3	3	3	2	3	2	1	0	0	1	2	1.000	0	0	0	0	0	0	1.000	1.333	2.333	1.000	2	2	1.000	8
Logan Sutton	39	142	117	25	47	28	9	4	6	19	42	0.402	18	31	1	17	2	6	0.465	0.701	1.166	0.500	24	42	0.571	528
Jack Quetschenbach	38	142	110	35	41	28	6	4	3	13	25	0.373	24	12	8	14	0	0	0.514	0.582	1.096	0.400	16	32	0.500	494
Jonathan Pearcy	39	144	120	32	44	33	8	2	1	11	34	0.367	17	4	3	8	2	4	0.444	0.492	0.936	0.368	19	51	0.373	453
Derek Wilson	30	75	61	23	21	16	5	0	0	5	9	0.344	9	12	3	16	0	2	0.440	0.426	0.866	0.429	9	30	0.300	282
Jackson Tankesley	36	122	96	16	31	24	5	1	1	7	17	0.323	19	17	3	9	2	4	0.434	0.427	0.862	0.375	16	42	0.381	437
Jack Lucas	20	44	36	12	11	7	1	2	1	4	11	0.306	4	10	2	7	0	2	0.386	0.528	0.914	0.400	6	21	0.286	148
Fletcher Pauling	29	88	74	18	21	17	4	0	0	4	14	0.284	10	10	3	2	0	1	0.386	0.338	0.724	0.328	12	38	0.316	313
Kameron Gillespie	37	123	93	22	26	20	6	0	0	6	12	0.280	19	16	8	15	1	3	0.431	0.344	0.775	0.333	8	32	0.250	471
Grady Coppinger	21	74	61	12	17	14	2	0	1	3	7	0.279	10	13	2	7	0	1	0.392	0.361	0.753	0.340	4	24	0.167	271
Jack Homoly	39	141	115	30	32	28	4	0	0	4	15	0.278	13	23	8	24	0	4	0.379	0.313	0.692	0.348	13	39	0.333	451
Aiden Clarke	17	33	27	8	7	7	0	0	0	1	1	0.259	2	5	3	3	0	1	0.364	0.259	0.623	0.318	2	13	0.154	116
Mason Jeffers	38	126	99	2	23	14	9	0	0	9	12	0.232	12	11	9	1	0	6	0.349	0.323	0.672	0.261	6	36	0.167	443
Freddy Bryant	3	6	5	0	1	1	0	0	0	0	2	0.200	0	1	1	1	0	0	0.333	0.200	0.533	0.250	0	2	0.000	8
John Pace	2	1	1	2	0	0	0	0	0	0	0	0.000	0	1	0	1	0	0	0.000	0.000	0.000	0.000	0	1	0.000	5
Landon Cruce	1	1	1	0	0	0	0	0	0	0	0	0.000	0	1	0	0	0	0	0.000	0.000	0.000	0.000	0	1	0.000	6
Kaiden Postoak	2	0	0	0	0	0	0	0	0	0	0	0.000	0	0	0	0	0	0	0.000	0.000	0.000	0.000	0	0	0.000	0
<b>TOTALS</b>	<b>39</b>	<b>1267</b>	<b>1020</b>	<b>239</b>	<b>326</b>	<b>240</b>	<b>60</b>	<b>13</b>	<b>13</b>	<b>86</b>	<b>203</b>	<b>0.320</b>	<b>158</b>	<b>167</b>	<b>54</b>	<b>125</b>	<b>7</b>	<b>34</b>	<b>0.425</b>	<b>0.442</b>	<b>0.867</b>	<b>0.370</b>	<b>137</b>	<b>406</b>	<b>0.337</b>	<b>4439</b>





## Pitching Stats - LIBERTY BLUE JAYS 2025 (Thru 39 games)


Name	G	CG	W	L	SV	QS	ShO	IP	BF	Ball	Str	PIT	H	2B	3B	HR	R	ER	ERA
Luke Bower	1	0	0	0	0	0	0	1.0	4	10	9	19	0	0	0	0	0	0	0.00
Carter Schlicht	2	0	0	0	0	0	0	3.0	10	10	24	34	1	0	0	0	0	0	0.00
Logan Sutton	1	0	0	0	0	0	0	1.1	8	8	21	29	3	0	0	0	0	0	0.00
Grady Coppinger	9	0	3	1	4	4	0	29.1	121	172	292	464	16	3	0	0	6	5	1.19
Jack Lucas	5	0	3	0	0	1	0	12.1	50	72	110	182	8	1	0	0	3	3	1.70
Steven Holtzclaw	9	1	3	0	0	0	1	30.0	123	176	292	468	23	4	1	0	9	8	1.87
Kaiden Postoak	11	4	7	3	0	5	1	47.2	206	228	448	676	46	7	2	0	23	16	2.35
Jon Sherrard	13	0	4	1	0	1	0	34.2	157	181	335	516	38	7	1	1	14	14	2.83
Landon Cruce	11	0	1	0	3	2	0	17.0	72	78	146	224	12	3	0	0	7	7	2.88
Hank Blackburn	13	1	4	3	0	4	1	43.0	197	292	402	694	38	5	0	1	26	19	3.09
Sean Kingston	11	3	3	2	0	4	2	42.0	194	277	424	701	42	6	1	0	24	19	3.17
Graham Lueth	4	0	0	1	0	0	0	2.1	13	25	30	55	3	0	0	0	2	2	6.00
Parker Carrier	1	0	0	0	0	0	0	1.0	4	14	12	26	0	0	0	0	1	1	7.00
<b>TOTALS</b>	<b>39</b>	<b>9</b>	<b>28</b>	<b>11</b>	<b>7</b>	<b>21</b>	<b>5</b>	<b>264.2</b>	<b>1159</b>	<b>1543</b>	<b>2545</b>	<b>4088</b>	<b>230</b>	<b>36</b>	<b>5</b>	<b>2</b>	<b>115</b>	<b>94</b>	<b>2.49</b>

	WHIP	BAA	BABIP	K	BB	HB	WP	GO	AO	GO/AO	FPS%	123	FsO	FsK	S%	B%	T32	T31	FIP
Luke Bower	1.000	0.000	0.000	0	1	0	0	2	1	2.00	0.250	0	1	0	47.4	52.6	0	2	6.10
Carter Schlicht	0.333	0.100	0.111	1	0	0	0	1	7	0.14	0.500	2	4	1	70.6	29.4	1	0	2.43
Logan Sutton	3.000	0.429	0.500	1	1	0	0	2	1	2.00	0.750	0	2	1	72.4	27.6	0	1	3.85
Grady Coppinger	0.955	0.154	0.211	28	12	5	1	34	21	1.62	0.587	11	34	19	62.9	37.1	34	14	2.93
Jack Lucas	0.892	0.178	0.222	9	3	2	2	13	13	1.00	0.600	4	12	6	60.4	39.6	12	4	2.86
Steven Holtzclaw	1.100	0.209	0.284	30	10	2	0	22	35	0.63	0.585	11	33	21	62.4	37.6	30	13	2.30
Kaiden Postoak	1.175	0.241	0.282	28	10	5	3	65	43	1.51	0.681	19	69	21	66.3	33.7	20	10	2.87
Jon Sherrard	1.471	0.279	0.336	26	13	5	2	35	38	0.92	0.586	8	41	15	64.9	35.1	13	13	3.53
Landon Cruce	1.059	0.203	0.222	7	6	5	0	20	21	0.95	0.514	5	25	2	65.2	34.8	8	5	4.22
Hank Blackburn	1.419	0.230	0.274	30	23	8	3	47	47	1.00	0.548	17	51	19	57.9	42.1	32	25	4.17
Sean Kingston	1.452	0.249	0.316	36	19	3	3	49	37	1.32	0.603	15	47	26	60.5	39.5	46	15	2.96
Graham Lueth	2.143	0.300	0.375	2	2	1	1	2	3	0.67	0.769	0	4	2	54.5	45.5	4	1	5.24
Parker Carrier	2.000	0.000	0.000	1	2	0	0	1	0	0.00	0.500	0	0	0	46.2	53.8	5	2	7.10
<b>TOTALS</b>	<b>1.254</b>	<b>0.227</b>	<b>0.280</b>	<b>199</b>	<b>102</b>	<b>36</b>	<b>15</b>	<b>293</b>	<b>267</b>	<b>1.10</b>	<b>0.597</b>	<b>92</b>	<b>323</b>	<b>133</b>	<b>62.3</b>	<b>37.7</b>	<b>205</b>	<b>105</b>	<b>3.26</b>





Name	G	E	PO	A	SBA	CS	DP	PB	FLD	IP
Freddy Bryant	2	0	3	1	2	0	0	3	1.000	8.0
Steven Holtzclaw	9	0	0	2	0	0	0	0	1.000	30.0
Landon Cruce	11	0	0	3	0	0	0	0	1.000	17.0
Jon Sherrard	13	0	2	7	0	0	0	0	1.000	34.2
Derek Wilson	23	0	28	2	0	0	0	0	1.000	140.2
Aiden Clarke	9	0	13	0	7	0	0	1	1.000	33.1
Mason Jeffers	37	1	199	6	41	3	0	7	0.995	240.2
Jackson Tankesley	11	1	58	7	0	0	1	0	0.985	67.2
Jonathan Percy	34	4	201	12	0	0	6	0	0.982	202.0
Jack Homoly	39	2	43	43	0	0	4	0	0.977	260.2
Fletcher Pauling	32	2	42	44	0	0	3	0	0.977	188.0
Logan Sutton	39	4	54	91	0	0	5	0	0.973	255.2
Jack Quetschenbach	38	3	69	6	0	0	0	0	0.962	251.2
Jack Lucas	24	1	14	5	0	0	0	0	0.950	101.2
Kam Gillespie	38	10	29	58	0	0	1	0	0.897	241.1
Grady Coppinger	24	4	26	8	0	0	0	0	0.895	153.2
Hank Blackburn	15	1	3	4	0	0	0	0	0.875	51.0
Kaiden Postoak	11	2	2	10	0	1	1	0	0.857	47.2
Sean Kingston	11	4	7	7	0	0	0	0	0.778	42.0
Carter Schlicht	2	0	0	0	0	0	0	0	0.000	3.0
Parker Carrier	1	0	0	0	0	0	0	0	0.000	1.0
Graham Lueth	4	0	0	0	0	0	0	0	0.000	2.3
Spencer Lind	2	0	0	0	0	0	0	0	0.000	6.0
Luke Bower	1	0	0	0	0	0	0	0	0.000	1.0
<b>TOTALS</b>	<b>39</b>	<b>39</b>	<b>793</b>	<b>316</b>	<b>50</b>	<b>4</b>	<b>7</b>	<b>11</b>	<b>0.966</b>	<b>2380.2</b>



CAREER BATTING																								
NAME	YR	G	PA	AB	R	H	1B	2B	3B	HR	RBI	AVG	BB	SO	HB	SB	SF	S	OBP	SLG	OPS	BABIP	RSP	TP
Jack Quetschenbach	2025	38	142	110	35	41	28	6	4	3	25	0.373	24	12	8	14	0	0	0.514	0.582	1.096	0.400	0.500	494
	2024	38	136	113	26	40	21	11	3	4	37	0.354	20	25	3	7	0	0	0.463	0.602	1.065	0.429	0.380	481
	2023	30	104	87	13	29	19	7	2	1	32	0.333	10	18	4	7	0	3	0.426	0.494	0.920	0.412	0.400	361
<b>Totals</b>		<b>106</b>	<b>382</b>	<b>310</b>	<b>74</b>	<b>110</b>	<b>68</b>	<b>24</b>	<b>9</b>	<b>8</b>	<b>94</b>	<b>0.355</b>	<b>54</b>	<b>55</b>	<b>15</b>	<b>28</b>	<b>0</b>	<b>3</b>	<b>0.472</b>	<b>0.565</b>	<b>1.037</b>	<b>0.413</b>		<b>1336</b>
Jack Homoly	2025	39	141	115	30	32	28	4	0	0	15	0.278	13	23	8	24	0	4	0.390	0.313	0.703	0.348	0.333	431
	2024	15	36	27	4	4	3	0	0	0	3	0.148	5	12	2	2	1	2	0.314	0.111	0.425	0.250	0.222	145
	2023	26	76	61	11	20	22	2	0	0	7	0.328	10	23	3	8	1	2	0.440	0.426	0.866	0.513	0.217	256
<b>Totals</b>		<b>80</b>	<b>253</b>	<b>203</b>	<b>45</b>	<b>56</b>	<b>53</b>	<b>6</b>	<b>0</b>	<b>0</b>	<b>25</b>	<b>0.276</b>	<b>28</b>	<b>58</b>	<b>13</b>	<b>34</b>	<b>2</b>	<b>8</b>	<b>0.394</b>	<b>0.320</b>	<b>0.715</b>	<b>0.381</b>		<b>832</b>
Jackson Tankesley	2025	36	122	96	16	31	24	5	1	1	17	0.323	19	17	3	9	2	4	0.442	0.427	0.869	0.375	0.381	437
	2024	26	75	62	10	14	7	6	0	0	7	0.226	5	15	1	3	2	7	0.286	0.306	0.592	0.286	0.136	259
	2023	18	52	45	5	10	7	2	1	0	9	0.222	4	13	0	0	1	3	0.280	0.311	0.591	0.303	0.381	176
<b>Totals</b>		<b>80</b>	<b>249</b>	<b>203</b>	<b>31</b>	<b>55</b>	<b>38</b>	<b>13</b>	<b>2</b>	<b>1</b>	<b>33</b>	<b>0.271</b>	<b>28</b>	<b>45</b>	<b>4</b>	<b>12</b>	<b>5</b>	<b>14</b>	<b>0.363</b>	<b>0.365</b>	<b>0.727</b>	<b>0.333</b>		<b>872</b>
Mason Jeffers	2025	38	126	99	2	23	14	9	0	0	12	0.232	12	11	9	1	0	6	0.367	0.323	0.690	0.261	0.167	443
	2024	33	99	81	0	20	16	4	0	0	13	0.247	13	8	2	4	0	3	0.365	0.296	0.661	0.274	0.205	363
	2023	4	8	7	0	1	1	0	0	0	0	0.143	1	2	0	0	0	0	0.250	0.143	0.393	0.200	0.000	28
<b>Totals</b>		<b>75</b>	<b>233</b>	<b>187</b>	<b>2</b>	<b>44</b>	<b>31</b>	<b>13</b>	<b>0</b>	<b>0</b>	<b>25</b>	<b>0.235</b>	<b>26</b>	<b>21</b>	<b>11</b>	<b>5</b>	<b>0</b>	<b>9</b>	<b>0.362</b>	<b>0.305</b>	<b>0.666</b>	<b>0.265</b>		<b>834</b>
Jack Lucas	2025	20	44	36	12	11	7	1	2	1	11	0.306	4	10	2	7	0	2	0.405	0.528	0.933	0.400	0.286	148
	2024	7	11	9	4	6	6	0	0	0	2	0.667	2	3	0	1	0	0	0.727	0.667	1.394	1.000	0.667	45
<b>Totals</b>		<b>27</b>	<b>55</b>	<b>45</b>	<b>16</b>	<b>17</b>	<b>13</b>	<b>1</b>	<b>2</b>	<b>1</b>	<b>13</b>	<b>0.378</b>	<b>6</b>	<b>13</b>	<b>2</b>	<b>8</b>	<b>0</b>	<b>2</b>	<b>0.472</b>	<b>0.556</b>	<b>1.027</b>	<b>0.516</b>		<b>193</b>
Logan Sutton	2025	39	142	117	25	47	28	9	4	6	42	0.402	18	31	1	17	2	6	0.478	0.701	1.179	0.500	0.571	528
	2024	17	51	47	8	15	11	1	2	1	8	0.319	1	10	1	0	2	2	0.333	0.489	0.823	0.368	0.154	156
<b>Totals</b>		<b>56</b>	<b>193</b>	<b>164</b>	<b>33</b>	<b>62</b>	<b>39</b>	<b>10</b>	<b>6</b>	<b>7</b>	<b>50</b>	<b>0.378</b>	<b>19</b>	<b>41</b>	<b>2</b>	<b>17</b>	<b>4</b>	<b>8</b>	<b>0.439</b>	<b>0.640</b>	<b>1.079</b>	<b>0.458</b>		<b>684</b>
Grady Coppinger	2025	21	74	61	12	17	14	2	0	1	7	0.279	10	13	2	7	0	1	0.397	0.361	0.758	0.340	0.167	271
	2024	22	45	41	8	10	9	1	0	0	2	0.244	3	8	1	2	0	0	0.311	0.268	0.579	0.303	0.143	151
<b>Totals</b>		<b>43</b>	<b>119</b>	<b>102</b>	<b>20</b>	<b>27</b>	<b>23</b>	<b>3</b>	<b>0</b>	<b>1</b>	<b>9</b>	<b>0.265</b>	<b>13</b>	<b>21</b>	<b>3</b>	<b>9</b>	<b>0</b>	<b>1</b>	<b>0.364</b>	<b>0.324</b>	<b>0.688</b>	<b>0.325</b>		<b>422</b>
Fletcher Pauling	2025	21	74	61	12	17	14	2	0	1	14	0.279	10	10	3	2	0	1	0.405	0.361	0.766	0.320	0.316	313
	2024	1	2	2	0	0	0	0	0	0	0	0.000	0	0	0	0	0	0	0.000	0.000	0.000	0.000	0.000	4
<b>Totals</b>		<b>22</b>	<b>76</b>	<b>63</b>	<b>12</b>	<b>17</b>	<b>14</b>	<b>2</b>	<b>0</b>	<b>1</b>	<b>14</b>	<b>0.270</b>	<b>10</b>	<b>10</b>	<b>3</b>	<b>2</b>	<b>0</b>	<b>1</b>	<b>0.395</b>	<b>0.349</b>	<b>0.744</b>	<b>0.308</b>		<b>317</b>
Hank Blackburn	2025	3	3	3	2	3	2	1	0	0	2	1.000	0	0	0	0	0	0	1.000	1.333	2.333	1.000	1.000	8
	2024	1	0	0	1	0	0	0	0	0	0	0.000	0	0	0	0	0	0	0.000	0.000	0.000	0.000	0.000	0
<b>Totals</b>		<b>4</b>	<b>3</b>	<b>3</b>	<b>3</b>	<b>3</b>	<b>2</b>	<b>1</b>	<b>0</b>	<b>0</b>	<b>2</b>	<b>1.000</b>	<b>0</b>	<b>0</b>	<b>0</b>	<b>0</b>	<b>0</b>	<b>0</b>	<b>1.000</b>	<b>1.333</b>	<b>2.333</b>	<b>1.000</b>		<b>8</b>
NAME	YR	G	PA	AB	R	H	1B	2B	3B	HR	RBI	AVG	BB	SO	HB	SB	SF	S	OBP	SLG	OPS	BABIP	RSP	TP
Sean Kingston	4	4	2	1	0	1	1	0	0	0	0	1.000	1	0	0	0	0	0	1.000	1.000	2.000	1.000	0.000	5
Jonathan Pearcy	39	39	144	120	32	44	33	8	2	1	34	0.367	17	4	3	8	2	4	0.451	0.492	0.942	0.368	0.373	453
Derek Wilson	30	30	75	61	23	21	16	5	0	0	9	0.344	9	12	3	16	0	2	0.452	0.426	0.878	0.429	0.300	282
Kam Gillespie	37	37	123	93	22	26	20	6	0	0	12	0.280	19	16	8	15	1	3	0.438	0.344	0.782	0.333	0.250	471
Aiden Clarke	17	17	33	27	8	7	7	0	0	0	1	0.259	2	5	3	3	0	1	0.375	0.259	0.634	0.318	0.154	116
Freddy Bryant	3	3	6	5	0	1	1	0	0	0	2	0.200	0	1	1	1	0	0	0.333	0.200	0.533	0.250	0.000	8
John Pace	2	2	1	1	2	0	0	0	0	0	0	0.000	0	1	0	1	0	0	0.000	0.000	0.000	0.000	0.000	5
Landon Cruce	1	1	1	1	0	0	0	0	0	0	0	0.000	0	1	0	0	0	0	0.000	0.000	0.000	0.000	0.000	6
Kaiden Post oak	2	2	0	0	0	0	0	0	0	0	0	0.000	0	0	0	0	0	0	0.000	0.000	0.000	0.000	0.000	0



### CAREER PITCHING

Name	Year	G	CG	W	L	SV	IP	H	2B	3B	HR	R	ER	ERA	WHIP	BAA	K	BB	K/BB	AO	GO	HB	PIT
Sean Kingston	2025	11	3	3	2	0	42.0	42	6	1	0	24	19	3.17	1.45	0.249	36	19	1.89	49	37	3	701
	2024	10	3	5	3	0	49.1	45	8	0	2	16	14	2.00	1.26	0.228	34	17	2.0	56	52	8	744
<b>Totals</b>		<b>21</b>	<b>6</b>	<b>8</b>	<b>5</b>	<b>0</b>	<b>91.1</b>	<b>87</b>	<b>14</b>	<b>1</b>	<b>2</b>	<b>40</b>	<b>33</b>	<b>2.54</b>	<b>1.36</b>		<b>70</b>	<b>36</b>	<b>1.9</b>	<b>105</b>	<b>89</b>	<b>11</b>	<b>1445</b>
Landon Cruce	2025	11	0	1	0	3	17.0	12	3	0	0	7	7	2.88	1.06	0.203	7	6	1.2	21	20	5	224
	2024	5	0	0	0	0	6.0	7	1	0	0	4	2	2.33	2.50	0.280	3	8	0.4	13	2	1	135
<b>Totals</b>		<b>16</b>	<b>0</b>	<b>1</b>	<b>0</b>	<b>3</b>	<b>23.0</b>	<b>19</b>	<b>4</b>	<b>0</b>	<b>0</b>	<b>11</b>	<b>9</b>	<b>2.74</b>	<b>1.78</b>		<b>10</b>	<b>14</b>	<b>0.7</b>	<b>34</b>	<b>22</b>	<b>6</b>	<b>359</b>
Kaiden Postoak	2025	11	4	7	3	0	47.2	46	7	2	0	23	16	2.35	1.18	0.241	28	10	2.8	43	65	5	676
	2024	10	0	0	1	1	20.1	31	6	0	0	18	14	4.88	2.09	0.333	11	11	1.0	34	14	1	354
	2023	1	0	0	0	0	0.0	1	0	0	0	3	2	INF	INF	1.000	0	2	0.0	0	0	0	18
<b>Totals</b>		<b>22</b>	<b>4</b>	<b>7</b>	<b>4</b>	<b>1</b>	<b>67.3</b>	<b>78</b>	<b>13</b>	<b>2</b>	<b>0</b>	<b>44</b>	<b>32</b>	<b>3.33</b>	<b>1.50</b>		<b>39</b>	<b>23</b>	<b>1.7</b>	<b>77</b>	<b>79</b>	<b>6</b>	<b>1048</b>
Graham Lueth	2025	4	0	0	1	0	2.1	3	0	0	0	2	2	6.00	2.14	0.300	2	2	1.0	3	2	1	55
	2024	7	0	0	1	2	12.2	11	1	0	0	7	6	3.44	1.23	0.234	9	4	2.3	18	11	4	170
	2023	2	0	2	0	0	3.2	2	0	0	0	0	0	0.00	0.63	0.154	4	0	4.0	4	3	0	47
<b>Totals</b>		<b>13</b>	<b>0</b>	<b>2</b>	<b>2</b>	<b>2</b>	<b>17.5</b>	<b>16</b>	<b>1</b>	<b>0</b>	<b>0</b>	<b>9</b>	<b>8</b>	<b>3.20</b>	<b>1.26</b>		<b>15</b>	<b>6</b>	<b>2.5</b>	<b>25</b>	<b>16</b>	<b>5</b>	<b>272</b>
Hank Blackburn	2025	13	1	4	3	0	43.0	38	5	0	1	26	19	3.09	1.42	0.230	30	23	1.3	47	47	8	694
	2024	8	1	7	0	0	43.0	33	5	1	0	16	10	1.63	1.07	0.199	46	13	3.5	37	43	4	702
<b>Totals</b>		<b>21</b>	<b>2</b>	<b>11</b>	<b>3</b>	<b>0</b>	<b>86.0</b>	<b>71</b>	<b>10</b>	<b>1</b>	<b>1</b>	<b>42</b>	<b>29</b>	<b>2.36</b>	<b>1.24</b>		<b>76</b>	<b>36</b>	<b>2.1</b>	<b>84</b>	<b>90</b>	<b>12</b>	<b>1396</b>
Grady Coppinger	2025	9	0	3	1	4	29.1	16	3	0	0	6	5	1.19	0.96	0.154	28	12	2.3	21	34	5	464
	2024	2	0	0	1	1	2.3	3	3	0	0	2	2	6.09	1.74	0.300	3	1	3.0	4	1	0	62
<b>Totals</b>		<b>11</b>	<b>0</b>	<b>3</b>	<b>2</b>	<b>5</b>	<b>31.4</b>	<b>19</b>	<b>6</b>	<b>0</b>	<b>0</b>	<b>8</b>	<b>7</b>	<b>1.56</b>	<b>1.35</b>		<b>31</b>	<b>13</b>	<b>2.4</b>	<b>25</b>	<b>35</b>	<b>5</b>	<b>526</b>
Name	Year	G	CG	W	L	SV	IP	H	2B	3B	HR	R	ER	ERA	WHIP	BAA	K	BB	K/BB	AO	GO	HB	PIT
Luke Bower	2025	1	0	0	0	0	1.0	0	0	0	0	0	0	0.00	1.00	0.000	0	1	0.0	1	2	0	19
Carter Schlicht	2025	2	0	0	0	0	3.0	1	0	0	0	0	0	0.00	0.33	0.100	1	0	1.0	7	1	0	34
Logan Sutton	2025	1	0	0	0	0	1.1	3	0	0	0	0	0	0.00	3.00	0.429	1	1	1.0	1	2	0	29
Jack Lucas	2025	5	0	3	0	0	12.1	8	1	0	0	3	3	1.70	0.89	0.178	9	3	3.0	13	13	2	182
Steven Holtzclaw	2025	9	1	3	0	0	30.0	23	4	1	0	9	8	1.87	1.10	0.209	30	10	3.0	35	22	2	468
Jon Sherrard	2025	13	0	4	1	0	34.2	38	7	1	1	14	14	2.83	1.47	0.279	26	13	2.0	38	35	5	516
Parker Carrier	2025	1	0	0	0	0	1.0	0	0	0	0	1	1	7.00	2.00	0.000	1	2	0.5	0	1	0	26



## CAREER FIELDING

NAME	YR	PO	A	E	PCT
Jack Quetschenbach	2025	69	6	3	0.962
	2024	61	3	0	1.000
	2023	12	1	1	0.929
<b>Totals</b>		<b>142</b>	<b>10</b>	<b>4</b>	<b>0.974</b>
Mason Jeffers	2025	199	6	1	0.995
	2024	188	13	2	0.990
	2023	34	1	0	1.000
<b>Totals</b>		<b>421</b>	<b>20</b>	<b>3</b>	<b>0.993</b>
Jackson Tankesley	2025	58	7	1	0.985
	2024	125	8	7	0.950
	2023	55	3	2	0.967
<b>Totals</b>		<b>238</b>	<b>18</b>	<b>10</b>	<b>0.962</b>
Jack Homoly	2025	43	43	2	0.977
	2024	14	19	2	0.943
	2023	2	8	2	0.833
<b>Totals</b>		<b>59</b>	<b>70</b>	<b>6</b>	<b>0.956</b>
Jack Lucas	2025	14	5	1	0.950
	2024	3	0	0	1.000
<b>Totals</b>		<b>17</b>	<b>5</b>	<b>1</b>	<b>0.957</b>
Logan Sutton	2025	54	91	4	0.973
	2024	27	7	3	0.919
<b>Totals</b>		<b>81</b>	<b>98</b>	<b>7</b>	<b>0.962</b>
Kaiden Postoak	2025	2	10	2	0.857
	2024	2	8	0	1.000
<b>Totals</b>		<b>4</b>	<b>18</b>	<b>2</b>	<b>0.917</b>
Grady Coppinger	2025	26	8	4	0.895
	2024	18	1	2	0.905
<b>Totals</b>		<b>44</b>	<b>9</b>	<b>6</b>	<b>0.898</b>
Graham Lueth	2024	0	4	0	1.000
<b>Totals</b>		<b>0</b>	<b>4</b>	<b>0</b>	<b>1.000</b>
Sean Kingston	2025	7	7	4	0.778
	2024	4	7	1	0.917
<b>Totals</b>		<b>11</b>	<b>14</b>	<b>5</b>	<b>0.833</b>
Hank Blackburn	2025	3	4	1	0.875
	2024	2	4	2	0.750
<b>Totals</b>		<b>5</b>	<b>8</b>	<b>3</b>	<b>0.813</b>
Name		PO	A	E	FLD
Freddy Bryant	2025	3	1	0	1.000
Steven Holtzclaw	2025	0	2	0	1.000
Landon Cruce	2025	0	3	0	1.000
Jon Sherrard	2025	2	7	0	1.000
Derek Wilson	2025	28	2	0	1.000
Aiden Clarke	2025	13	0	0	1.000
Jonathan Percy	2025	201	12	4	0.982
Fletcher Pauling	2025	42	44	2	0.977
Kam Gillespie	2025	29	58	10	0.897



Single Season At Bats			
RK	Name	No.	Year
1	Dawson Goe	129	2021
2	Ryan Williams	128	2021
	Parker McGee	128	2022
4	Braxton Bragg	123	2018
5	Addison Smith	121	2022
6	Jonathan Percy	120	2025
6	Jason Volkmann	119	2014
7	Christian Kuchta	118	2024
	Tim Teixeira	118	2024
9	Logan Sutton	117	2025
	Addison Smith	117	2023
	Addison Smith	117	2021
12	Aiden Watson	116	2021
	Joe Kinder	116	2015
14	Jack Homoly	115	2025
15	Chase Littrell	115	2023
	Palmer Holst	115	2022
	Nathan Spengler	115	2024
18	Wes Jones	114	2012
19	Nathan Spengler	113	2023
	Jason Volkmann	113	2015
	Jack Quetschenbach	113	2024
22	Braden Brown	112	2011
	Logan Steenstra	112	2018
	Drew Mackie	112	2018
25	Drew Mackie	111	2019
	Nathan Winfrey	111	2011
	Hunter Evans	111	2018
28	Jack Quetschenbach	110	2025
29	Chayton Beck	108	2019
30	Byron McCoy	107	2003
	Nathan Hall	107	2022
	Chase Littrell	107	2022
33	Braxton Bragg	106	2019
	Jacob Francis	106	2014
	Nathan Gray	106	2018
	Lucas Norton	106	2012
	Billy Sharp	106	2003
	Chase Gwin	105	2002
	Brandon Hall	105	2002

Single Season Hits			
RK	Name	No.	Year
1	Ryan Williams	53	2021
2	Addison Smith	52	2023
3	Aiden Watson	50	2021
	Nathan Winfrey	50	2012
5	Logan Steenstra	49	2018
6	Nathan Spengler	48	2023
	Drew Mackie	48	2019
	Nathan Winfrey	48	2012
9	Logan Sutton	47	2025
	Joe Kinder	47	2015
	Billy Sharp	47	2003
	Zach Barron	47	1998
13	Wes Jones	46	2012
	Zach Pirrello	46	2011
15	Jason Volkmann	45	2014
	Addison Smith	45	2022
	Christian Kuchta	45	2024
18	Jonathan Percy	44	2025
	Ben Blanton	44	2000
	Parker McGee	44	2022
	Tim Teixeira	44	2024
22	Jason Volkmann	43	2015
	Braxton Bragg	43	2018
	Matt Dye	43	2011
	Hunter Mense	43	2003
	Tyler Smith	43	2000
	Brandon Hall	43	2002
28	Palmer Holst	42	2022
	Chase Littrell	42	2022
	Dawson Goe	42	2021
	Ben McMillen	42	2002
	Braden Brown	42	2011
33	Jack Quetschenbach	41	2025
	Chayton Beck	41	2019
	Byron McCoy	41	2003
	Hunter Evans	41	2018
37	Addison Smith	40	2021
	Craig Straws	40	2015
	Drew Mackie	40	2018
	Kyle Browning	40	2000

Single Season Runs			
RK	Name	No.	Year
1	Aiden Watson	48	2021
2	Addison Smith	44	2023
	Nathan Winfrey	44	2011
	Billy Sharp	44	2003
5	Braden Brown	43	2011
6	Jason Volkmann	40	2015
	Nathan Spengler	39	2024
8	Zach Pirrello	38	2011
9	Chase Littrell	37	2023
	Garrett White	37	2010
	Brandon Hall	37	2002
12	Nathan Winfrey	36	2012
	Christian Kuchta	36	2024
14	Jack Quetschenbach	35	2025
	Wes Jones	35	2012
	Lucas Norton	35	2011
17	Addison Smith	34	2021
	Ryan Stegall	34	1998
	Brett Reid	34	1998
	Zach Barron	34	1998
21	Braxton Bragg	33	2019
	Palmer Holst	33	2022
	Zach Whittaker	33	2011
24	Jonathan Percy	32	2025
	Addison Smith	32	2022
	Joe Kinder	32	2016
	Hunter Evans	32	2018
	Matt Dye	32	2011
	Brandon Hall	32	2001
30	Dawson Goe	31	2021
	Craig Straws	31	2015
	Logan Steenstra	31	2018
	Joe Kinder	31	2014
	Taylor Harmon	31	2012
	Alec Sartain	31	2010
	Chase Gwin	31	2002
37	Jack Homoly	30	2025
	Ryan Fisher	30	2014
	Jordan Carlson	30	2018
	Lucas Norton	30	2012



Single Season At Bats			
RK	Name	No.	Year
40	Craig Straws	103	2015
	Brady Newland	103	2014
	Nathan Winfrey	103	2012
	Lucas Norton	103	2011
	Ben McMillen	103	2002
45	Matt Dye	102	2011
	Dane Moberly	102	2023
	Kyle Browning	102	2000
	Grant Littrell	102	2021
49	Ryan Fisher	101	2014
	Kayden Cook	101	2023
	Zach Pirrello	101	2011
52	Joe Kinder	100	2016
	Zach Hoeflicker	100	2014
	Tyler Smith	100	2000
	Billy Sharp	100	2002
56	Mason Jeffers	99	2025
57	Brock Dorothy	99	2014
58	Joe Kinder	98	2014
	Hunter Mense	98	2002
60	Taylor Harmon	97	2012
	Jake Rains	97	2003
62	Jackson Tankesley	96	2025
	Craig Straws	96	2016
	Kevin Starr	96	2009
	Ben Blanton	96	2000
	Carter Towns	96	2024
67	Brandon Hall	95	2001
	Jordan Carlson	95	2018
	Matt Heiman	95	2004
	Tyler Miller	95	2017
71	Cassius Hart	94	2004
	Isaiah Hung	94	2024

Single Season Hits			
RK	Name	No.	Year
	Brandon Hall	40	2001
	Jack Quetschenbach	40	2024
43	Alec Sartain	39	2010
	Lucas Norton	39	2012
	Nathan Spengler	39	2024
46	Chase Littrell	38	2023
	Todd Hinkley	38	2011
	Hunter Mense	38	2002
	Keith Williams	38	1988
	Kevin Starr	38	2009
	Cassius Hart	38	2004
	Joe Kinder	38	2016
54	Braxton Bragg	37	2019
	Dominic LaRocca	37	2009
	Brady Newland	37	2014
	Joe Kinder	37	2014
58	Craig Straws	36	2016
	Lucas Norton	36	2011
	Ryan Stegall	36	1998
	Brett Reid	36	1998
	Christian Brinser	36	2010
	Chase Gwin	36	2002
	Jake Rains	36	2003
	Logan Steenstra	36	2017
	Drew Mackie	36	2017
67	Jordan Carlson	35	2018

Single Season Runs			
RK	Name	No.	Year
	Kyle Browning	30	2000
42	Nathan Spengler	29	2023
	Brandon Green	29	2016
	Parker McGee	29	2022
	Braxton Bragg	29	2018
	Joe Kinder	29	2015
	Brandon Green	29	2015
	Byron McCoy	29	2003
	Eric Smith	29	2000
	Derrick Jones	29	2010
51	Dane Moberly	27	2022
	Chase Littrell	27	2022
	Jason Volkmann	27	2014
	Taylor Uhlmann	27	2011
	Jimmy Smelcer	27	2009
	David Longmore	27	2008
57	Jeremiah Cabuyaban	26	2022
	Justin Vochatzer	26	2015
	Drew Mackie	26	2018
	Nathan Winfrey	26	2013
	Todd Hinkley	26	2011
	Dylan Stevens	26	2011
	Dominic LaRocca	26	2009
	Christian Brinser	26	2010
	Jack Quetschenbach	26	2024
66	Logan Sutton	25	2025
	Chris Rouse	25	1998
	David Allen	25	1996
	Timm Bechter	25	1981



### Single Season Doubles

RK	Name	No.	Year
1	Nathan Winfrey	15	2012
2	Alec Sartain	14	2010
3	Drew Mackie	13	2019
	Ben Blanton	13	2000
5	Parker McGee	12	2022
	Addison Smith	12	2023
	Aiden Watson	12	2021
	Ryan Stegall	12	1998
	Logan Steenstra	12	2018
	Braxton Bragg	12	2018
	Dominic LaRocca	12	2009
12	Jack Quetschenbach	11	2024
	Dylan Stevens	11	2011
	Christian Brinser	11	2010
	Hunter Mense	11	2003
	Brandon Hall	11	2000
	Ryan Stegall	11	1997
18	Nathan Spengler	10	2024
	Chayton Beck	10	2019
	Chase Littrell	10	2023
	Joe Kinder	10	2015
	Drew Mackie	10	2018
	Craig Straws	10	2014
	Matt Dye	10	2011
	Creighton Jones	10	2010
	Billy Sharp	10	2003
	Chris Rouse	10	1998
	Matt Heiman	10	2005
	Matt Saragusa	10	2006
30	Mason Jeffers	9	2025
	Logan Sutton	9	2025
	Tim Teixeira	9	2024
	Connor Marchand	9	2016
	Nathan Spengler	9	2023
	Jordan Carlson	9	2018
	Brock Dorothy	9	2014
	Brady Newland	9	2014
	Todd Hinkley	9	2012
	Todd Hinkley	9	2011
	Nathan Winfrey	9	2010
	Roger Thomas	9	1976
	Dennis Warman	9	1981
	Kevin Starr	9	2009
	Matt Watkins	9	2010
	Nathan LeBlanc	9	2008
	Luke Irvine	9	2005
	Byron McCoy	9	2002
	Brandon Hall	9	2001
	Tyler Smith	9	2000
	Ben McNutt	9	2000
	Keith Williams	9	1988

### Single Season Triples

RK	Name	No.	Year
1	Addison Smith	7	2023
2	Zach Pirrello	6	2012
	Brandon Green	6	2016
	Christian Brinser	6	2010
5	Addison Smith	5	2021
	Addison Smith	5	2022
	Nathan Winfrey	5	2012
	Logan Steenstra	5	2018
	Nathan Winfrey	5	2011
	Ryan Stegall	5	1997
	Brett Reid	5	1997
12	Logan Sutton	4	2025
	Jack Quetschenbach	4	2025
	Chase Littrell	4	2023
	Dominic LaRocca	4	2009
	Hunter Evans	4	2018
	Drew Mackie	4	2018
	David Longmore	4	2008
	Brandon Hall	4	2001
	Ben Blanton	4	2000
	David Allen	4	1996
	Chase Gwin	4	2002
	Hunter Mense	4	2002
	Shannon Blackburn	4	1997
	Ian Jacobs`	4	2017
26	Jack Quetschenbach	3	2024
	Jordan Carlson	3	2019
	Justin Vochatzer	3	2016
	Craig Straws	3	2016
	Jason Volkmann	3	2015
	Ryan Fisher	3	2014
	Craig Straws	3	2014
	Nathan LeBlanc	3	2008
	Tyler Brewer	3	2007
	Max Pozel	3	2006
	Bret Harper	3	2006
	Hunter Mense	3	2003
	Ryan Stegall	3	1998
	Zach Barron	3	1998
	David Gibbs	3	1980
	D. Fryer	3	1985
	Keith Williams	3	1987
	Drew Mackie	3	2017

### Single Season Home Runs

RK	Name	No.	Year
1	Billy Sharp	8	2003
	Timm Bechter	8	1981
	Brett Reid	8	1998
4	Kevin Houston	7	1976
5	Logan Sutton	6	2025
	Todd Hinkley	6	2012
	David Allen	6	1996
	Matt Dye	6	2011
	Alec Sartain	6	2010
	Brandon Hall	6	2002
	Chris Rouse	6	1998
12	Lucas Norton	5	2012
	Bob Clark	5	1973
	Kevin Houston	5	1975
	Hunter Mense	5	2003
	Zach Barron	5	1998
	Ryan Stegall	5	1998
18	Jack Quetschenbach	4	2024
	Carter Towns	4	2024
	Addison Smith	4	2022
	Lucas Norton	4	2011
	Braxton Bragg	4	2018
	Jack Sartain	4	1984
	Paul Jenness	4	1986
	Hunter Mense	4	2002
	Luke Irvine	4	2006
	Luke Irvine	4	2004
	Brandon Hall	4	2001
	Ron Thurston	4	1977
	Jeff Edmonds	4	1982
	David Allen	4	1995
	Steve Kosa	4	1995



Single Season RBI's			
RK	Name	No.	Year
1	Matt Dye	43	2011
	Alec Sartain	43	2010
3	Logan Sutton	42	2025
4	Hunter Mense	40	2003
5	Nathan Winfrey	37	2011
	Jack Quetschenbach	37	2024
7	Tim Teixeira	36	2024
	Ryan Williams	36	2021
	Todd Hinkley	36	2012
10	Drew Mackie	35	2019
11	Jonathan Percy	34	2025
	Brandon Hall	34	2002
13	Lucas Norton	33	2011
	Dylan Stevens	33	2011
15	Jack Quetschenbach	32	2023
	Aiden Watson	32	2021
	Jason Volkmann	32	2014
	Logan Steenstra	32	2018
	Billy Sharp	32	2003
	Matt Watkins	32	2010
21	Addison Smith	31	2022
	Braxton Bragg	31	2017
	Nathan Winfrey	31	2012
	Todd Hinkley	31	2011
	Zach Pirrello	31	2011
	Hunter Mense	31	2002
27	Ben Blanton	30	2000
28	Connor Marchand	29	2016
	Hunter Evans	29	2018
	Brandon Hall	29	2001
	Zach Barron	29	1998
	Brett Reid	29	1998
33	Brock Dorothy	28	2014
	Parker McGee	28	2022
35	J.C. Cabuyaban	27	2021
	Braden Brown	27	2011
	Christian Brinser	27	2010
	Kevin Starr	27	2009
	Luke Irvine	27	2007
40	Brandon Green	26	2015
	Kevin Starr	26	2008
	Carter Towns	26	2024
43	Jack Quetschenbach	25	2025
	Chayton Beck	25	2019
	Jason Volkmann	25	2015
	Justin Vochatzer	25	2015
	Brady Newland	25	2014
	Lucas Norton	25	2012
	Palmer Holst	25	2022

Single Season Stolen Bases			
RK	Name	No.	Year
1	Mike Neimeyer	34	1974
2	Jason Volkmann	31	2015
3	Jack Homoly	24	2025
4	Wes Jones	23	2012
5	Addison Smith	20	2023
	Greg Dale	20	1978
	Kurt Bradbury	20	1971
	Rick Hawthorne	20	1977
9	Mike Neimeyer	18	1973
	Jared Mathes	18	2005
	Addison Smith	18	2022
	Chase Littrell	18	2022
13	Logan Sutton	17	2025
	Dick Bland	17	1975
	Ron Thurston	17	1977
	Jordan Henderson	17	2004
17	Derek Wilson	16	2025
	Chase Littrell	16	2023
	Nathan Spengler	16	2023
	Joe Kinder	16	2015
	Craig Straws	16	2015
	Roger Thomas	16	1976
24	Kameron Gillespie	15	2025
	Brandon Green	15	2015
	Craig Straws	15	2016
	Brady Newland	15	2013
	Taylor Harmon	15	2012
	Lucas Norton	15	2012
	Zach Barron	15	1998
31	Jack Quetschenbach	14	2025
	Braden Brown	14	2011
	Garrett White	14	2010
	Byron McCoy	14	2003
	Jesse Boegner	14	2004
	Jimmy Smelcer	14	2009
37	Addison Smith	13	2021
	Tim Ewing	13	1981
	Aden Holst	13	2022
	Drew Mackie	13	2018
	Ryan Stegall	13	1998
	Jared Mathes	13	2004
	Tristan Dorsey	13	2002
	Matt Heiman	13	2005
45	Dane Moberly	12	2022
	Drew Mackie	12	2019
	Ben Jones	12	2019
	Nathan Winfrey	12	2013
	Bob Canfield	12	1978
	Byron McCoy	12	2002
	Cassius Hart	12	2004
	Jon Saragusa	12	2005
	Matt Saragusa	12	2006
54	Carter Towns	11	2024
	Nick Hertzog	11	2013
	Hunter Evans	11	2018
	Zach Pirrello	11	2011
	Zach Barron	11	1997
	Matt Heiman	11	2006
	Garrett White	11	2009

Single Season Walks			
RK	Name	No.	Year
1	Aiden Watson	39	2021
2	Grant Littrell	35	2021
	Todd Hinkley	35	2012
4	Addison Smith	27	2023
	Jared Mathes	27	2005
6	Jack Quetschenbach	24	2013
	Nathan Winfrey	24	2013
	Drew Mackie	24	2018
9	Alex Backhaus	23	2007
	Carter Towns	23	2024
11	Addison Smith	22	2022
	Chase Littrell	22	2022
	Jeremiah Cabuyaban	22	2022
	Brock Dorothy	22	2014
	Braden Brown	22	2011
	Colin Hill	22	2017
17	Chase Littrell	21	2023
	Drew Mackie	21	2019
	Hunter Evans	21	2018
	Christian Kuchta	21	2024
21	Jack Quetschenbach	20	2024
	Kayden Cook	20	2023
	Noah Williams	20	2023
	Dane Moberly	20	2022
	Billy Sharp	20	2002
	Mark Anderson	20	1986
27	Jackson Tankeley	19	2025
	Kameron Gillespie	19	2025
	Nathan Hall	19	2022
	Ben Jones	19	2019
30	Logan Sutton	18	2025
	Nathan Spengler	18	2024
	Dane Moberly	18	2023
	Palmer Holst	18	2021
	Taylor Uhlmann	18	2011
	Jacob Selock	18	2018
	Dylan Stevens	18	2011
	Todd Hinkley	18	2012
	Taylor Harmon	18	2012
	Mike Rosenthal	18	2000
	I.Carroll	18	1991
	Grant Smith	18	1988
	Timm Bechter	18	1981
	S.Bush	18	1975
	David Barker	18	1973
	Drew Mackie	18	2017
46	Jonathan Percy	17	2025
	Nathan Spengler	17	2023
	Braxton Bragg	17	2019
	Jordan Carlson	17	2019
	Ryan Williams	17	2021
	Craig Straws	17	2016

Single Season OBP min. 60 AB's			
RK	Name	No.	Year
1	Nathan Winfrey	0.602	2013
2	Aiden Watson	0.579	2021
3	Aiden Watson	0.565	2019
4	Nathan Winfrey	0.561	2012
5	Addison Smith	0.560	2023
6	Justin Vochatzer	0.545	2016
7	Drew Mackie	0.522	2019
	Colin Hill	0.522	2017
9	Jack Quetschenbach	0.514	2025
	Nathan Spengler	0.514	2023
11	Chase Littrell	0.511	2022
12	Logan Steenstra	0.508	2018
13	Nick Hertzog	0.505	2013
14	Logan Steenstra	0.500	2017
15	Karson Milbrandt	0.493	2022
16	Braxton Bragg	0.491	2017
17	Ryan Williams	0.490	2021
	Dawson Goe	0.490	2021
	Palmer Holst	0.490	2021
20	Drew Mackie	0.487	2017
21	Dane Moberly	0.477	2022
22	Nathan Spengler	0.476	2024
	Christian Kuchta	0.476	2024
24	Craig Straws	0.475	2016
25	Nathan Gray	0.474	2017
26	Hunter Evans	0.471	2018
	Justin Vochatzer	0.471	2015
28	Addison Smith	0.470	2022
29	Brandon Green	0.469	2015
30	Brock Dorothy	0.467	2014
31	Logan Sutton	0.465	2014
32	Ryan Fisher	0.463	2014
	Jack Quetschenbach	0.463	2024
34	Chase Littrell	0.459	2023
35	Craig Straws	0.458	2015
36	Palmer Holst	0.457	2022
	Drew Mackie	0.457	2018
38	Carter Towns	0.455	2024
	Braxton Bragg	0.455	2019
	Jordan Carlson	0.455	2018
	Kayden Cook	0.455	2022
42	Jeremiah Cabuyaban	0.453	2022
43	Addison Smith	0.451	2021
44	Jonathan Percy	0.444	2025
	Tim Teixeira	0.444	2024
46	Jacob Selock	0.443	2018
47	Chayton Beck	0.442	2019
	Joe Kinder	0.442	2016
49	Brandon Green	0.441	2016
	Jason Volkmann	0.441	2014
51	Derek Wilson	0.440	2025
52	Joe Kinder	0.440	2015
	Jack Homoly	0.440	2023
	Brock Dorothy	0.440	2013



Single Season AVG			
Min. 60 AB's			
RK	Name	No.	Year
1	Zach Barron (47-82)	0.573	1998
2	Timm Bechter (31-61)	0.508	1981
3	Dick Bland (35-72)	0.486	1975
4	Nathan Winfrey (33-68)	0.485	2013
	Nathan Winfrey (50-103)	0.485	2012
6	Eric Smith (31-64)	0.484	1999
7	Todd Hinkley (38-79)	0.481	2011
	Keith Williams (38-79)	0.481	1988
9	Kevin Houston (30-64)	0.468	1976
10	Ryan Stegall (36-76)	0.474	1998
11	David Gibbs (36-77)	0.468	1980
12	Hunter Mense (43-93)	0.462	2003
13	Dominic LaRocca (37-81)	0.457	2009
14	Ben Blanton (44-96)	0.458	2011
15	Zach Pirello (46-101)	0.455	2011
	Brett Reid (35-77)	0.455	1997
	Kirk Buckner (31-68)	0.455	1988
18	Brett Reid (36-80)	0.450	1998
19	Addison Smith (52-117)	0.444	2023
20	Alec Sartain (39-88)	0.443	2010
21	Brett Schroer (31-70)	0.442	1992
	Billy Sharp (47-106)	0.442	2003
23	Logan Steenstra (49-112)	0.438	2018
24	Logan Steenstra (36-83)	0.434	2017
	Christian Brinser (36-83)	0.434	2010
26	Drew Mackie (48-111)	0.432	2019
	Nathan Winfrey (48-111)	0.432	2011
28	Aiden Watson (50-116)	0.431	2021
29	Tyler Smith (43-100)	0.430	2000
	Matt Rule (28-65)	0.430	1989
31	Nathan Spengler	0.425	2023
32	David Barker (28-66)	0.424	1974
33	Andy Rieth (33-78)	0.423	2012
34	Matt Dye (43-102)	0.422	2011
35	Brandon Hall (40-95)	0.421	2001
36	Justin Vochatzer (33-79)	0.418	2016
37	Derrick Jones (35-84)	0.417	2010
38	Ryan Stegall (34-82)	0.415	1997
	Jack Sartain (27-65)	0.415	1984
40	Bob Canfield (29-70)	0.414	1978
	Ryan Williams (53-128)	0.414	2021
42	Matt Watkins (33-80)	0.413	2010
43	Byron McCoy (35-85)	0.412	2002
44	Nick Hertzog (34-83)	0.410	2013
	Kevin Starr (32-78)	0.410	2008
	Brandon Hall (43-105)	0.410	2002




Single Season HBP			
RK	Name	No.	Year
1	Nathan Spengler	12	2024
2	Brandon Green	10	2016
3	Mason Jeffers	9	2025
	Jack Quetschenbach	8	2025
	Kameron Gillespie	8	2025
	Jack Homoly	8	2025
	Chase Littrell	8	2023
	Jacob Selock	8	2019
	Justin Vochatzer	8	2016
	Brandon Green	8	2015
11	Nathan Winfrey	7	2011
	Taylor Harmon	7	2012
	Taylor Harmon	7	2011
14	Nathan Spengler	6	2023
	Dawson Goe	6	2021
	Braxton Bragg	6	2019
	Braxton Bragg	6	2017
	Logan Steenstra	6	2018
	Justin Vochatzer	6	2015
	Craig Straws	6	2014
	Carlos Valencia	6	2015
	Taylor Uhlmann	6	2012
	Andy Reith	6	2012
	Derrick Jones	6	2010
	Palmer Holst	6	2022



Single Season K's			
(80 AB's) or more			
RK	Name	No.	Year
1	Derrick Jones (84)	3	2010
	Mike Sharp (85)	3	2005
3	Jonathan Percy (120)	4	2025
	Jake Rains (97)	4	2003
	Ben Blanton (96)	4	2000
6	Jordan Carlson (95)	5	2019
	Nick Hertzog (90)	5	2013
	Alec Sartain (88)	5	2010
	Matt Heiman (83)	5	2005
10	Ryan Fisher (101)	6	2014
	Wes Jones (114)	6	2012
	Matt Watkins (80)	6	2010
	Billy Sharp (106)	6	2003
	Billy Sharp (90)	6	2001
	Kyle Browning (102)	6	2000
16	Nathan Spengler (115)	7	2024
	Wes Jones (89)	7	2011
	Dylan Stevens (89)	7	2011
18	Mason Jeffers (81)	8	2024
	Nathan Gray (80)	8	2018
	Craig Straws (96)	8	2016
	Christian Brinser (83)	8	2010
	Matt Heiman (95)	8	2004
	Cassius Hart (94)	8	2004
	Chase Gwin (88)	8	2003
25	Christian Kuchta (118)	9	2024
	Joe Kinder (100)	9	2016
	Connor Marchand (86)	9	2016
	Brock Dorothy (99)	9	2014
	Taylor Uhlmann (90)	9	2012
	Braden Brown (112)	9	2011
	Mike Sharp (87)	9	2004
	Brandon Hall (105)	9	2002
	Brandon Hall (95)	9	2001
34	Nathan Spengler (113)	10	2023
	Ryan Williams (128)	10	2021
	Craig Straws (103)	10	2015
	Tyler Smith (100)	10	2000

Single Season OPS			
Min. 70 AB's			
RK	Name	No.	Year
1	Nathan Winfrey	1.347	2012
2	Hunter Mense	1.346	2003
3	Todd Hinkley	1.339	2011
4	Alex Sartain	1.326	2010
5	Ben Blanton	1.298	2000
6	Billy Sharp	1.285	2003
7	Addison Smith	1.252	2023
8	Dominic LaRocca	1.241	2009
9	Brandon Hall	1.216	2002
10	Aiden Watson	1.208	2021
11	Christian Brinser	1.205	2010
12	Brandon Hall	1.176	2001
13	Logan Sutton	1.166	2025
13	Drew Mackie	1.162	2019
14	Logan Steenstra	1.142	2018
15	Zach Pirrello	1.131	2011
16	Matt Dye	1.130	2011
17	Nathan Winfrey	1.128	2011
	Hunter Mense	1.128	2002
19	Matt Watkins	1.122	2010
20	Kevin Starr	1.117	2008
21	Nathan Spengler	1.107	2023
22	Aiden Watson	1.103	2019
23	Ben Blanton	1.102	1999
24	David Longmore	1.100	2008
25	Jack Quetschenbach	1.096	2025
26	Addison Smith	1.081	2022
27	Jack Quetschenbach	1.074	2024

Single Season BABIP			
Min. 80 AB's			
RK	Name	No.	Year
1	Byron McCoy	0.583	2002
2	Todd Hinkley	0.574	2011
3	Nathan Winfrey	0.545	2012
4	Zach Pirrello	0.529	2011
5	Dominic LaRocca	0.521	2009
6	Addison Smith	0.520	2023
7	Logan Steenstra	0.507	2017
8	Logan Sutton	0.500	2025
9	Aiden Watson	0.495	2021
10	Hunter Mense	0.494	2003
11	Logan Steenstra	0.490	2018
12	Ben McMillen	0.488	2002
13	Nathan Winfrey	0.484	2011
14	Christian Brinser	0.480	2010
15	Drew Mackie	0.479	2019
16	Justin Vochatzer	0.478	2016
	Tyler Smith	0.478	2000
18	Matt Dye	0.463	2011
19	Ben Blanton	0.461	2000
20	Matt Saragusa	0.460	2006
21	Brian Strodman	0.456	2003
22	Drew Mackie	0.455	2017
23	Kevin Starr	0.451	2009
	Chase Littrell	0.451	2022
25	Carter Towns	0.448	2024



## DEFENSIVE STATISTICS

### Single Season Putouts All Positions

RK	Name	No.	Year
1	Aiden Watson	268	2021
2	Coe West	261	2003
3	Noah Williams	250	2023
4	Nathan Hall	244	2022
5	Braxton Bragg	234	2018
6	Coe West	213	2002
7	Kevin Starr	212	2009
8	Brock Dorothy	209	2014
9	Jonathan Percy	201	2025
10	Mason Jeffers	199	2025
11	Brian Strodman	199	2003
12	Braxton Bragg	194	2017
13	Chayton Beck	193	2019
14	Todd Hinkley	190	2012
	Ben McMillen	190	2002
16	Chayton Beck	189	2018
17	Mason Jeffers	188	2024
18	Dustin Rheuport	179	2006
19	Taylor Uhlmann	173	2012
	Matt Heiman	173	2005
	Tyler Smith	173	2000
22	Kevin Starr	172	2008
23	Palmer Holst	165	2022
24	Kevin Starr	163	2007
25	Braxton Bragg	159	2019
	Ian Jacobs	159	2017
27	Tyler Smith	158	1998
28	Nathan Volkmann	156	2013
	Taylor Uhlmann	156	2011
30	Brock Dorothy	154	2013
	Brian Strodman	154	2004
32	Jeremiah Cabuyaban	151	2021
	Dylan Stevens	151	2010
34	Matt Gastner	150	2016
35	Brandon Green	149	2015
36	Creighton Jones	144	2010

### Single Season Putouts OF/INF

RK	Name	No.	Year
1	Jack Quetschenbach	69	2025
2	Drew Mackie	68	2019
3	Carter Towns	63	2024
4	Chase Littrell	63	2023
5	Parker McGee	63	2022
6	Craig Straws	62	2016
7	Brady Newland	62	2014
8	Brandon Green	60	2016
9	Ryan Fisher	60	2014
10	Kyle Browning	60	2000
11	Mike Rosenthal	57	1999
12	Craig Straws	56	2015
	Jimmy Smelcer	56	2009
14	Logan Sutton	54	2025
15	Drew Mackie	52	2018
16	Joe Kinder	51	2016
17	Lucas Norton	50	2012
18	Lucas Norton	50	2011

### Single Season Assists

RK	Name	No.	Year
1	Addison Smith	92	2023
2	Logan Sutton	91	2025
3	Addison Smith	86	2022
4	Christian Kuchta	81	2024
5	Addison Smith	79	2021
6	Dawson Goe	78	2021
7	Brandon Hall	73	2002
8	Joe Kinder	71	2015
9	Hunter Evans	70	2018
10	Jimmy Smelcer	68	2009
	Nathan Winfrey	68	2011
12	Joe Kinder	65	2014
13	Joe Kinder	64	2016
14	Nathan Winfrey	63	2012
	Luke Irvine	63	2004
16	Jake Rains	62	2003
17	Nathan Winfrey	61	2013
18	Tyler Miller	60	2017
19	Kameron Gillespie	58	2025
20	Mike Rosenthal	55	2000
21	T.J. Brewer	53	2007
	Luke Irvine	53	2006
	Chase Gwin	53	2003
24	Braden Brown	52	2011
	Taylor Harmon	52	2012
	Chase Gwin	52	2002
27	Jimmy Smelcer	51	2008
28	Nathan Spengler	49	2024
	Kyle Browning	49	2000
	Logan Steenstra	49	2017
31	Zach Hoeflicker	48	2014
	Parker McGee	48	2022
	Brady Littrell	48	2019
34	Derrick Jones	47	2010
	Jacob Selock	47	2019
36	Nathan Gray	46	2017
37	Nathan Gray	45	2018
	Ben Blanton	45	1999



## PITCHING STATISTICS

Single Season Wins				Single Season ERA				Single Season Innings Pitched			
RK	Name	No.	Year	Min. 30 IP				RK	Name	No.	Year
1	Hunter Mense	11	2003	RK	Name	No.	Year	1	Hunter Mense	75.0	2003
2	Karson Milbrandt	10	2021	1	Tim Teixeira	0.47	2024	2	Scott Eggleston	73.0	1989
	Josh Mapel	10	2015	2	Kevin Houston	0.72	1977	3	Scott Carroll	71.1	2002
	Scott Carroll	10	2003	3	Braxton Bragg	0.92	2018	4	Scott Carroll	69.0	2003
5	Tim Teixeira	8	2024	4	Braxton Bragg	1.00	2019	5	Jesse Bogener	66.2	2004
	Spencer Schwandt	8	2012	5	Logan Steenstra	1.08	2018	6	Matt Hinkley	63.1	2011
	Ben Sundell	8	2022	6	Scott Carroll	1.21	2003	7	Spencer Schwandt	62.1	2012
	Matt Hinkley	8	2011	7	Max Roos	1.31	2019	8	Richard Stegall	60.0	1988
	Ryan Stegall	8	1998	8	Jacob Francis	1.41	2014	9	Tim Teixeira	59.0	2024
10	Kaiden Postoak	7	2025	9	Kai Bennett	1.43	2022		Josh Mapel	59.0	2015
10	Hank Blackburn	7	2024	10	Bill Schroer	1.47	1991	11	Bill Schroer	57.0	1991
	Karson Milbrandt	7	2022	11	Mark Anderson	1.50	1986		Ryan Stegall	57.0	1997
	Brock Toney	7	2022		Marty Renzleman	1.50	1979		Ryan Stegall	57.0	1998
	Braxton Bragg	7	2019	13	Jesse Bogener	1.57	2004	14	Ross Juliana	56.0	2014
	Ross Juliana	7	2014		Thomas Henrichs	1.57	2017		Timm Bechter	56.0	1981
	Scott Carroll	7	2002	15	Hank Blackburn	1.63	2024	16	Simon Linde	55.2	2023
	Ryan Stegall	7	1997		Tyler Burrow	1.63	2014	17	Karson Milbrandt	53.0	2021
	Billy Sharp	7	2001		Kevin Houston	1.63	1976	18	Lucas Irvine	51.0	2005
	Simon Linde	7	2023	18	Ross Juliana	1.64	2014	19	Karson Milbrandt	50.2	2022
	Thomas Henrichs	7	2017	19	Karson Milbrandt	1.66	2022		Ben Sundell	50.2	2022
20	Gibson Brown	6	2018	20	P.Boettcher	1.70	1990	21	Bryan Williams	49.2	2004
	Sam Shaffer	6	2018	21	Josh Mapel	1.78	2015		Brock Toney	49.2	2021
	Trent Green	6	2015	22	Ben Sundell	1.80	2022	23	Sean Kingston	49.1	2024
	Rob Henrichs	6	2011	23	Clayton Adams	1.83	2016		Braxton Bragg	49.1	2019
	Spencer Schwandt	6	2011		Alex Slocum	1.83	2018		Paul Krogmeier	49.1	2009
	Paul Krogmeier	6	2009	25	Richard Stegall	1.86	1988	26	Gibson Brown	48.0	2018
	Jesse Bogener	6	2004	26	Steven Holtzclaw	1.87	2025	27	Kaiden Postoak	47.2	2025
	Lucas Irvine	6	2004	26	Spencer Schwandt	1.90	2012	27	Thomas Henrichs	47.2	2017
	Brandon Hall	6	2002	27	Ethan Griswold	1.91	2015	28	Kai Bennett	47.0	2021
	Hunter Mense	6	2002	28	Sean Kingston	2.00	2024	29	Trent Green	46.3	2016
	Jimmy Kern	6	2000	29	Sawyer Loomis	2.01	2019	30	Brock Toney	45.1	2022
	Scott Eggleston	6	1989	30	Simon Linde	2.03	2023	31	Ross Juliana	45.0	2013
	Keith Williams	6	1988	31	David Albright	2.04	1974	32	Brett Baldwin	44.2	2008
	Timm Bechter	6	1980	32	Hunter Mense	2.05	2003	33	Hank Blackburn	43.0	2025
	Kevin Houston	6	1976	33	Kai Bennett	2.09	2021	33	Hank Blackburn	43.0	2024
	Bill Schroer	6	1992		Ryan Stegall	2.09	1998		Kai Bennett	43.0	2023
					Ryan Stegall	2.09	1997				
				36	Trent Green	2.12	2023				
					Kai Bennett	2.12	1996				
				38	Ryan Stegall	2.14	1996				
				39	Alan Townley	2.17	1973				
				40	Scott Eggleston	2.20	1989				
				41	Alex Vazquez	2.26	2024				
				42	Scott Carroll	2.27	2002				
					Paul Krogmeier	2.27	2009				
					Kevin Houston	2.27	1974				



## PITCHING STATISTICS

Single Season Strikeouts			
RK	Name	No.	Year
1	Scott Eggleston	109	1989
2	Hunter Mense	108	2003
3	Scott Carroll	102	2003
4	Karson Milbrandt	91	2022
5	Richard Stegall	84	1988
6	Scott Carroll	82	2002
7	Kevin Houston	73	1976
8	Karson Milbrandt	69	2021
	Kevin Houston	69	1977
10	Bill Schroer	68	1991
11	Jesse Bogener	66	2004
12	Braxton Bragg	65	2019
	Matt Hinkley	65	2011
	Paul Krogmeier	65	2009
	Marty Renzleman	65	1979
16	Brock Toney	64	2022
	Keith Williams	64	1998
	Marty Renzleman	64	1978
19	Bill Schroer	62	1992
20	Tim Teixeira	60	2024
	Spencer Schwandt	60	2012
21	Ross Juliana	59	2014
	Hunter Mense	59	2002
	Kevin Houston	59	1975
24	Rob Henrichs	57	2012
	Simon Linde	57	2023
	Justin Kramer	57	2001
	Ben Sundell	57	2022
29	Ross Juliana	54	2013
30	Brock Toney	53	2021
31	Ryan Frevert	52	2006
	Ryan Stegall	52	1998
33	Chris Thomas	51	2006
	Richard Stegall	51	1987
	Timm Bechter	51	1981
	Gibson Brown	51	2017
37	Mark Anderson	50	1986
	Lucas Irvine	50	2005
	Gibson Brown	50	2018

Single Season BAA			
Min. 30 IP			
RK	Name	No.	Year
1	Tim Teixeira	0.137	2024
2	Michael Hidy	0.154	2013
3	Logan Steenstra	0.161	2018
4	Clayton Adams	0.171	2016
5	Jeremy Tate	0.176	2006
6	Kai Bennett	0.177	2023
7	Chris Thomas	0.182	2005
8	Karson Milbrandt	0.184	2021
9	Sam Shaffer	0.185	2018
10	Braxton Bragg	0.187	2019
	Simon Linde	0.187	2023
12	Luke Irvine	0.191	2005
13	Karson Milbrandt	0.192	2022
14	Gibson Brown	0.197	2017
15	Hank Blackburn	0.199	2024
16	Gibson Brown	0.199	2018
17	Thomas Henrichs	0.200	2017
	Brock Toney	0.200	2022
19	Kai Bennett	0.203	2022
	Tyler Burrow	0.203	2014
	Jesse Bogener	0.203	2003
	Scott Carroll	0.203	2002
23	Max Roos	0.204	2019
24	Luke Irvine	0.208	2006
25	Steven Holtzclaw	0.209	2025
25	Braxton Bragg	0.210	2018
26	Luke Irvine	0.211	2004
	Scott Carroll	0.211	2003
28	Ben Sundell	0.216	2021
29	Kai Bennett	0.218	2021
30	Paul Krogmeier	0.219	2009



Career At Bats		
RK	Name	No.
1	Addison Smith	355
2	Nathan Winfrey	345
3	Braxton Bragg	320
4	Drew Mackie	316
5	Joe Kinder	312
6	Jack Quetschenbach	310
7	Billy Sharp	296
8	Craig Straws	289
	Brandon Hall	289
10	Lucas Norton	274
11	Hunter Mense	271
12	Jason Volkmann	270
13	Chase Littrell	269
14	Luke Irvine	266
15	Brady Newland	263
16	Kevin Starr	245
17	Jimmy Smelcer	234
18	Nathan Spengler	228
19	Tyler Smith	226
20	Brett Reid	223
	Ryan Stegall	223
22	Ryan Williams	218
23	Byron McCoy	208
24	Chris Rouse	207
25	Zach Barron	205
26	Wes Jones	203
	Kevin Houston	203
28	Jack Homoly	203
29	Jackson Tankesley	203
30	Logan Steenstra	195
31	Chase Gwin	193
32	Dane Moberly	192
	Palmer Holst	192
34	Jacob Francis	191
35	Alec Sartain	189
36	Kayden Cook	186
	Creighton Jones	186
	Nathan Gray	186
	Kent Bradbury	186
40	Timm Bechter	183
41	Christian Brinser	182
42	Jeremiah Cabuyaban	182
43	Justin Vochatzer	181
	Kurt Bradbury	181
45	Ben McMillen	180
	Ben McNutt	180
47	Matt Heiman	178
48	Ryan Fisher	177
	Rick Hawthorne	177
50	Cassius Hart	175
51	Mike Sharp	172
52	Bryan Stark	171
53	Todd Hinkley	170
	Brian Strodman	170
	Chris Todd	170
	Kyle Browning	170

Career Hits		
RK	Name	No.
1	Nathan Winfrey	156
2	Addison Smith	137
3	Drew Mackie	124
4	Joe Kinder	121
5	Braxton Bragg	115
6	Brandon Hall	113
7	Jack Quetschenbach	110
8	Hunter Mense	108
9	Billy Sharp	107
10	Craig Straws	106
11	Ben McMillen	101
12	Jason Volkmann	98
13	Kevin Starr	97
14	Lucas Norton	95
15	Chase Littrell	94
16	Kevin Houston	93
	Luke Irvine	93
18	Ryan Stegall	92
19	Nathan Spengler	87
20	Brett Reid	86
21	Logan Steenstra	85
22	Jimmy Smelcer	79
23	Brady Newland	78
	Wes Jones	78
25	Zach Barron	77
26	Byron McCoy	76
	Ryan Williams	76
28	Aiden Watson	73
	Alec Sartain	73
	Ben Blanton	73
31	Palmer Holst	69
	Justin Vochatzer	69
33	Todd Hinkley	68
	Christian Brinser	68
35	Creighton Jones	66
36	Ben McMillen	65
37	Taylor Uhlmann	64
	Brian Strodman	64
	Matt Heiman	64
	Eric Smith	64
41	Chase Gwin	63
	Timm Bechter	63
43	Logan Sutton	62
	Cassius Hart	62
	Christian Kuchta	62
46	Dane Moberly	61
	Kayden Cook	61
	Mike Sharp	61
	Derrick Jones	61
50	Dick Bland	60
	Kurt Bradbury	60
	Tyler Smith	60

Career Runs		
RK	Name	No.
1	Nathan Winfrey	124
2	Addison Smith	110
3	Billy Sharp	97
4	Joe Kinder	92
5	Lucas Norton	87
	Brandon Hall	87
7	Braxton Bragg	85
8	Ryan Stegall	83
9	Drew Mackie	79
10	Craig Straws	78
11	Brett Reid	77
12	Jason Volkmann	76
13	Chase Littrell	75
14	Jack Quetschenbach	74
15	Jordan Carlson	70
16	Nathan Spengler	68
17	Aiden Watson	66
18	Hunter Mense	65
19	Wes Jones	63
20	Byron McCoy	61
	Luke Irvine	61
22	Jimmy Smelcer	60
23	Garrett White	59
24	Brandon Green	58
	Braden Brown	58
26	Taylor Uhlmann	55
	Chase Gwin	55
28	Justin Vochatzer	54
29	Kevin Starr	53
30	Palmer Holst	52
31	Matt Heiman	51
32	Derrick Jones	50
	Christian Kuchta	50



Career Doubles		
RK	Name	No.
1	Nathan Winfrey	37
2	Ryan Stegall	28
3	Drew Mackie	27
	Brandon Hall	27
5	Addison Smith	25
6	Jack Quetschenbach	24
7	Hunter Mense	24
	Dennis Warman	24
9	Braxton Bragg	23
	Joe Kinder	23
11	Alec Sartain	21
	Christian Brinser	21
	Ben Blanton	21
14	Billy Sharp	19
	Luke Irvine	19
	Nathan Spengler	19
	Chase Littrell	18
	Todd Hinkley	18
	Kevin Starr	18
	Matt Heiman	18
21	Craig Straws	17
	Aiden Watson	17
23	Brady Newland	16
	Logan Steenstra	16
25	Taylor Uhlmann	15
	Dylan Stevens	15
	Creighton Jones	15
	Kevin Houston	15
	Paul Jenness	15
	Parker McGee	15

Career Triples		
RK	Name	No
1	Addison Smith	17
2	Nathan Winfrey	13
3	Jack Quetschenbach	9
4	Drew Mackie	9
	Ryan Stegall	9
6	Craig Straws	8
	Brett Reid	8
	Hunter Mense	8
9	Brandon Green	7
	Brandon Hall	7
11	Logan Sutton	6
	Zach Pirrello	6
	Logan Steenstra	6
	Christian Brinser	6
	David Allen	6
	Chase Gwin	6
	Billy Sharp	5
	Hunter Evans	5
	Ben Blanton	5
	Nathan LeBlanc	5
	David Gibbs	5
	Jason Volkmann	5
	Chase Littrell	5

Career Home Runs		
RK	Name	No
1	Kevin Houston	13
2	Luke Irvine	12
3	Hunter Mense	11
	Billy Sharp	11
	Brandon Hall	11
	Brett Reid	11
7	David Allen	10
8	Lucas Norton	9
	Todd Hinkley	9
	Timm Bechter	9
11	Jack Quetschenbach	8
11	Braxton Bragg	8
	Chris Todd	8
	Paul Jenness	8
14	Logan Sutton	7
14	Nathan Winfrey	7
	Alec Sartain	7
	Jeff Edmonds	7
17	Rick Hawthorne	6
	Dick Bland	5
	Bob Clark	5
	Brian Martin	5
	Addison Smith	5



Career RBI's		
RK	Name	No.
1	Nathan Winfrey	112
2	Jack Quetschenbach	94
3	Hunter Mense	87
4	Drew Mackie	77
5	Brandon Hall	76
6	Lucas Norton	74
7	Luke Irvine	73
8	Braxton Bragg	71
	Billy Sharp	71
10	Addison Smith	69
11	Todd Hinkley	67
12	Alec Sartain	66
13	Joe Kinder	65
	Kevin Houston	65
15	Kevin Starr	64
16	Jason Volkmann	63
17	Craig Straws	57
18	Brett Reid	55
	Ryan Williams	55
20	Ben Blanton	54
21	Brady Newland	52
	Logan Steenstra	52
	Chris Rouse	52
24	Paul Jenness	51
	Justin Vochatzer	51
26	Logan Sutton	50
27	Brandon Green	48
	Dylan Stevens	48
	Ryan Stegall	48
30	Christian Brinser	47
	Dennis Warman	47
32	Jason Volkmann	45
	Taylor Uhlmann	45
	Wes Jones	45
	Jimmy Smelcer	45
36	Ryan Stegall	48
37	Chase Littrell	47
	Jeremiah Cabuyaban	47
	Christian Brinser	47
	Dennis Warman	47
41	Kayden Cook	46
42	Jason Volkmann	45
	Taylor Uhlmann	45
	Wes Jones	45
	Jimmy Smelcer	45
46	Aiden Watson	44
47	Brock Dorothy	43
	Matt Dye	43
	Matt Watkins	43

Career Stolen Bases		
RK	Name	No.
1	Mike Neimeyer	52
2	Addison Smith	51
3	Jason Volkmann	44
4	Chase Littrell	38
	Craig Straws	38
6	Jack Homoly	34
7	Drew Mackie	33
	Nathan Winfrey	33
	Wes Jones	33
10	Kurt Bradbury	32
11	Brady Newland	31
	Joe Kinder	31
	Lucas Norton	31
	Jared Mathes	31
15	Jimmy Smelcer	29
16	Jack Quetschenbach	28
17	Byron McCoy	28
18	Zach Barron	26
19	Nathan Spengler	25
	Aden Holst	25
	Garrett White	25
	Jordan Henderson	25
23	Rick Hawthorne	24
	Ryan Stegall	24
25	Luke Irvine	23
	Tim Ewing	23
	Rick Hawthorne	23
28	Chase Littrell	22
	Matt Saragusa	22
	Roger Thomas	22
	Matt Heiman	22
32	Brady Newland	21
	Braden Brown	21
34	Dane Moberly	20
	Kyle Heiman	20
	David Barker	20
	David Albright	20
	Dick Bland	20
	Ron Thurston	20
	Greg Dale	20

Career Walks		
RK	Name	No.
1	Nathan Winfrey	71
2	Addison Smith	70
3	Drew Mackie	63
4	Jack Quetschenbach	54
5	Todd Hinkley	53
6	Aiden Watson	51
7	Chase Littrell	48
8	Braxton Bragg	46
9	Brock Dorothy	45
10	Craig Straws	41
11	Jeremiah Cabuyaban	38
	Dane Moberly	38
13	Kayden Cook	36
	Justin Vochatzer	36
15	Timm Bechter	35
	Grant Littrell	35
	Nathan Spengler	35
18	Christian Kuchta	34
	Jacob Selock	34
	Kevin Starr	34
21	Palmer Holst	33
22	Jordan Carlson	31
23	Billy Sharp	30
25	Brady Newland	29
	Doug Fryer	29
	Ryan Williams	29



Career AVG		
Min. 120 AB		
RK	Name	No.
1	Dick Bland (60-125)	0.480
2	Kevin Houston (93-208)	0.458
3	Nathan Winfrey (156-345)	0.452
4	Roger Thomas (51-113)	0.451
5	Ben Blanton (73-167)	0.437
6	Logan Steenstra (85-195)	0.435
7	Aiden Watson (73-168)	0.435
8	Ryan Stegall (92-223)	0.413
9	David Gibbs (59-144)	0.410
	Eric Smith (64-156)	0.410
11	Todd Hinkley (68-170)	0.400
12	Hunter Mense (108-271)	0.399
13	Kevin Starr (97-245)	0.396
14	Drew Mackie (124-316)	0.392
15	Brandon Hall (113-289)	0.391
16	Jeff Edmonds (40-103)	0.388
17	Addison Smith (137-355)	0.386
	Taylor Uhlmann (64-166)	0.386
	Alec Sartain (73-189)	0.386
	Brett Reid (86-223)	0.386
	Nathan Spengler (87-228)	0.386
22	Joe Kinder (120-312)	0.385
23	Wes Jones (78-203)	0.384
24	Justin Vochatzer (69-181)	0.381
25	David Albright (55-145)	0.379

26	Logan Sutton (62-164)	0.378
	David Barker (45-119)	0.378
27	Tyler Smith (60-159)	0.377
28	Brian Strodman (64-176)	0.376
29	Zach Barron (77-205)	0.375
30	Christian Brinser (68-182)	0.374
31	Craig Straws (106-289)	0.367
	Shawn Adams (47-128)	0.367
	Derrick Jones (61-166)	0.367
34	Byron McCoy (76-208)	0.365
35	Jason Volkmann (98-270)	0.363
	Paul Jenness (57-157)	0.363
37	Billy Sharp (107-296)	0.361
	Ben McMillen (65-180)	0.361
39	Matt Heiman (64-178)	0.360
40	Palmer Holst (69-192)	0.359
	Braxton Bragg (115-320)	0.359
42	Connor Marchand (44-123)	0.358
43	Jack Quetschenbach (110-310)	0.355
44	Mike Sharp (61-172)	0.355
45	Tristan Dorsey (59-166)	0.355
46	Cassius Hart (62-175)	0.354
47	Matt Watkins (53-150)	0.353
48	Taylor Harmon (47-134)	0.350
	Luke Irvine (93-266)	0.350



Career OBP		
Min. 120 AB		
RK	Name	No.
1	Aiden Watson	0.589
2	Dick Bland	0.558
3	Nathan Winfrey	0.552
4	Todd Hinkley	0.538
5	Kevin Houston	0.518
6	Justin Vochatzer	0.511
7	Ben Blanton	0.503
8	Logan Steenstra	0.502
9	Taylor Harmon	0.497
10	Jared Mathes	0.497
11	David Barker	0.497
12	Nathan Spengler	0.495
12	Addison Smith	0.494
13	David Albright	0.494
14	Ryan Stegall	0.492
15	Eric Smith	0.489
16	Drew Mackie	0.488
17	Jack Quetschenbach	0.472
18	Palmer Holst	0.471
19	Chase Littrell	0.467
20	Christian Kuchta	0.466

Career OPS		
Min. 120 AB		
RK	Name	No.
1	Kevin Houston	1.291
2	Nathan Winfrey	1.227
3	Ryan Stegall	1.219
4	Todd Hnkley	1.215
5	Dick Bland	1.206
6	Aiden Watson	1.164
7	Brett Reid	1.147
8	Hunter Mense	1.139
9	Matt Dye	1.128
10	Ben Blanton	1.125
11	Brandon Hall	1.109
12	Paul Jenness	1.094
13	Zach Barron	1.085
14	Logan Sutton	1.079
15	Eric Smith	1.079
16	Addison Smith	1.072
17	Keith Willilams	1.071
18	Logan Steenstra	1.066
19	Alec Sartain	1.064
20	Jack Quetschenbach	1.037
21	Nathan Spengler	1.021
22	Drew Mackie	1.016
23	Timm Bechter	1.012
24	Kevin Starr	1.007
25	Billy Sharp	0.997
26	Taylor Uhlmann	0.984
27	Luke Irvine	0.983
28	Christian Brinser	0.979
29	Byron McCoy	0.978
30	Matt Heiman	0.970
31	Braxton Bragg	0.967
32	David Albright	0.963
33	Brett Schroer	0.961
34	Matt Watkins	0.959
35	Nathan LeBlanc	0.958
36	T.J. Brewer	0.957
37	David Gibbs	0.953
38	Hunter Evans	0.949
39	Jonathan Percy	0.942
40	Taylor Harmon	0.937
41	Joe Kinder	0.936
42	Andy Metcalfe	0.934
43	Ryan Fisher	0.930
44	Jared Mathes	0.927

BABIP		
Min. 120 AB		
RK	Name	No.
1	Dick Bland	0.553
2	Nathan Winfrey	0.512
3	Kevin Houston	0.510
4	David Albright	0.509
5	Byron McCoy	0.506
6	Logan Steenstra	0.497
7	Aiden Watson	0.496
8	Paul Jenness	0.495
9	Eric Smith	0.492
10	Zach Barron	0.470
11	Ben McMillen	0.463
12	Ryan Stegall	0.459
13	Logan Sutton	0.458
14	Keith Williams	0.450
15	Drew Mackie	0.448
16	Joe Kinder	0.447
	Ben Blanton	0.447
18	Taylor Uhlmann	0.446
19	Kevin Starr	0.444
	Tristan Dorsey	0.444
21	Addison Smith	0.439
22	Carter Towns	0.429
23	Jack Quetschenbach	0.413
24	Christian Kuchta	0.400



## CAREER DEFENSE STATISTICS

Career Putouts C/1B			Career Putouts INF/OF			Career Assists		
RK	Name	No.	RK	Name	No.	RK	Name	No.
1	Braxton Bragg	587	1	Brady Newland	154	1	Addison Smith	257
2	Kevin Starr	547	2	Craig Straws	152	2	Nathan Winfrey	229
3	Coe West	474	3	Jack Quetschenbach	142	3	Joe Kinder	200
4	Tyler Smith	441		Drew Mackie	142	4	Ryan Stegall	156
5	Mason Jeffers	421	5	Joe Kinder	137	5	Brandon Hall	154
6	Chayton Beck	382	6	Nathan Winfrey	135	6	Jimmy Smelcer	147
7	Brock Dorothy	375	7	Lucas Norton	129	7	Christian Kuchta	124
8	Brian Strodman	353	8	Chase Littrell	124	8	Brett Reid	122
9	Taylor Uhlmann	329	9	Addison Smith	122	9	Tyler Miller	118
10	Ken VanNatta	327	10	Jimmy Smelcer	109	10	Lucas Irvine	116
11	Chris Rouse	323	11	Carter Towns	101	11	Chase Gwin	105
12	Aiden Watson	311	12	Zach Baron	94		Nathan Spengler	105
13	Creighton Jones	291	13	Kyler Browning	92	13	B. Shroer	104
14	Todd Hinkley	290	14	Ryan Fisher	90	14	Paul Jenness	102
15	Dylan Stevens	274		Lucas Irvine	90	15	Logan Sutton	98
16	Dustin Rheuport	268	16	Mike Rosenthal	89	16	Justin Vochatzer	95
17	Nathan Hall	263	17	Ryan Stegall	84	17	Logan Steenstra	92
18	Aaron Easley	260	18	Logan Sutton	81		Nathan Gray	92
19	Noah Williams	251	19	Justin Vochatzer	77	19	Bryan Williams	90
20	Jackson Tankesley	238	20	Wes Jones	76			
21	Shannon Blackburn	220		Jordan Henderson	76			
22	Brandon Green	209	22	Bryan Williams	74			
23	Palmer Holst	206		Spencer Clark	74			
24	Mike Sharp	202	24	Parker McGee	71			
25	Jonathan Percy	201	25	Mike Rector	68			
26	Jeremiah Cabuyaban	199	26	Jordan McClellan	67			
27	Ben McMillen	190	27	Garrett White	65			
			28	Christian Kutcha	63			
			29	Brady Littrell	62			
				Matt Saragusa	62			
			31	Nathan Gray	60			
				T.J. Brewer	60			
				Jake Rains	60			



**PITCHING CAREER STATISTICS**

Career Innings Pitched		
RK	Name	No.
1	Scott Carroll	170.0
2	Ryan Stegall	153.1
3	Kevin Houston	152.1
4	Hunter Mense	144.0
5	Luke Irvine	137.2
6	Ross Juliana	135.2
7	Kai Bennett	124.1
8	Spencer Schwandt	120.2
9	Paul Krogmeier	119.2
10	Thomas Henrichs	118.2
11	Spencer Blades	112.2
12	Tyler Sullivant	107.2
13	Karson Milbrandt	106.2
14	Braxton Bragg	101.1
14	Scott Eggleston	92.0
15	Sean Kingston	91.1

Career Wins		
RK	Name	No.
1	Kevin Houston	21
2	Ryan Stegall	19
3	Hunter Mense	18
4	Karson Milbrandt	18
4	Scott Carroll	17
5	Ross Juliana	16
	Spencer Schwandt	16
7	Braxton Bragg	15
8	Thomas Henrichs	13
	Kai Bennett	13
	Josh Mapel	13
	Luke Irvine	13
12	Ben Sundell	12
13	Karson Milbrandt	11
	Trent Green	11
	Matt Hinkley	11
	Brock Toney	11
	Paul Krogmeier	11
18	Gibson Brown	10
	Jacob Francis	10
	Rob Henrichs	10
	Spencer Blades	10
	Timm Bechter	10
	Kevin Graham	10

Career ERA		
Min. 70 IP		
RK	Name	No.
1	Tim Teixeira	0.69
2	Braxton Bragg	1.45
3	Kevin Houston	1.51
4	Brad VanNatta	1.54
5	Jesse Bogener	1.62
6	Jacob Francis	1.76
7	Kai Bennett	1.91
8	Bill Schroer	2.00
9	Karson Milbrandt	2.03
10	Ben Sundell	2.06
11	Marty Renzleman	2.09
12	Ryan Stegall	2.11
13	Alan Townley	2.17
14	Scott Carroll	2.34
15	Hank Blackburn	2.36
16	Josh Mapel	2.42
17	Clayton Adams	2.50
18	Ross Juliana	2.52
19	Sean Kingston	2.54
19	Thomas Henrichs	2.61
20	Brock Toney	2.64
21	Gibson Brown	2.77
22	Mark Anderson	2.84
23	Ethan Griswold	2.90
24	Ethan Griswold	2.91
25	Timm Bechter	2.94
26	Trent Green	2.95
27	Spencer Schwandt	2.96

Career Strikeouts		
RK	Name	No.
1	Kevin Houston	256
2	Scott Carroll	211
3	Luke Irvine	200
4	Hunter Mense	199
5	Karson Milbrandt	164
6	Braxton Bragg	141
7	Scott Eggleston	138
8	Ross Juliana	136
9	Richard Stegall	135
10	Ryan Stegall	134
11	Paul Krogmeier	132
12	Marty Renzleman	129
13	Brandon Hall	121
14	Kai Bennett	120
15	Brett Schroer	116
	Jeff McCoy	116
17	Kurt Bradbury	115
18	Spencer Blades	104
19	David Albright	102
20	Gibson Brown	101
21	Spencer Schwandt	100
22	Mark Anderson	98
23	Keith Williams	97
24	Rob Henrichs	94
25	Thomas Henrichs	92
	Brock Toney	92
27	Matt Hinkley	91
	Kellen Smith	91
29	Ethan Griswold	89
30	Jesse Bogener	86
31	Ben Sundell	85
32	Tim Teixeira	81
	Chris Thomas	81
	Billy Sharp	81
35	Chris Rouse	80



**BLUE JAY ALL TIME TEAM OFFENSE**

RK	AB	No.	RK	Hits	No.	RK	AVG	No.	RK	Runs	No.	RK	2B	No.	RK	3B	N	RK	HR	No.	RK	RBI	No.
1	2021	1,068	1	2022	352	1	2011	0.398	1	2011	341	1	2018	71	1	2011	18	1	1998	28	1	2011	300
2	2018	1,032	2	2011	350	2	1998	0.378	2	2022	281	2	2022	67	2	1997	18	2	1976	25	2	2022	231
3	2022	1,024	3	2018	344	3	2000	0.367	3	2021	261	3	2014	66	3	2016	17	3	2011	20	3	2021	227
4	2025	1,020	4	2021	340	4	2010	0.366	4	2015	257	4	2000	66	4	2023	16	4	1975	19	4	2012	222
5	2024	1,013	5	2025	326	5	1974	0.365	5	2012	257	5	2010	64	5	2022	16	5	2003	17	5	2015	216
6	2023	998	6	2024	318	6	2012	0.361	6	2019	243	6	2011	62	6	2019	15	6	2012	16	6	2019	207
7	2014	938	7	2012	316	7	2015	0.352	7	2010	240	7	2023	61	7	2018	15	7	2024	15	7	2025	203
8	2019	902	8	2023	314	8	2009	0.349	8	2025	239	8	2012	61	8	1998	14	8	2002	14	8	2018	201
9	2002	892	9	2015	312	9	2016	0.347	9	2018	231	9	2025	60	9	1988	14	9	2000	14	9	2016	201
10	2015	886	10	2000	309	10	2003	0.346	10	2016	228	10	2021	58	10	2025	13	10	2025	13	10	2010	198
11	2011	880	11	2002	306	11	2022	0.344	11	2017	225	11	2019	58	11	2002	13	11	2022	13	11	2024	197
12	2012	875	12	2003	301	12	2002	0.343	12	2002	224	12	2009	56	12	2017	13	12	1989	12	12	2014	195
13	2003	869	13	2014	299	13	1988	0.341	13	2024	224	13	2005	55	13	1985	13	13	2010	11	13	2017	192
14	2000	843	14	2019	295	14	2008	0.340	14	2023	220	14	2002	55	14	2021	11	14	2009	11	14	2023	191
15	2017	825	15	2016	285	15	2005	0.333	15	2000	220	15	2024	55	15	2009	11	15	2004	11	15	2000	191
16	2016	822	16	2009	282	16	2018	0.333	16	2014	218	16	2008	53	16	2006	11	16	1995	11	16	2002	190
17	2009	809	17	2017	268	17	1975	0.332	17	2003	216	17	2003	48	17	2001	11	17	1981	11	17	2003	184
18	2004	784	18	2010	253	18	1999	0.331	18	1998	201	18	2015	47	18	2000	11	18	1977	11	18	1998	175
19	2001	765	19	1998	251	19	1976	0.331	19	2009	195	19	1997	46	19	1987	11	19	1973	11	19	2009	166
20	2005	738	20	2004	249	20	2013	0.328	20	2001	183	20	2013	45	20	2010	10	20	2008	10	20	2005	150
21	2010	692	21	2001	249	21	1984	0.328	21	2005	172	21	1998	43	21	2003	10	21	2001	10	21	2001	148
22	2007	692	22	2005	246	22	2019	0.327	22	2004	165	22	2016	38	22	1984	10	22	1996	10	22	2008	144
23	2008	677	23	2008	230	23	2001	0.325	23	2013	156	23	2001	38	23	2015	9	23	1982	10	23	2013	133
24	2013	667	24	2013	219	24	2017	0.325	24	2008	152	24	1999	38	24	2008	9	24	2014	9	24	2004	128
25	1998	664	25	1974	210	25	2025	0.320	25	1984	145	25	1976	37	25	1986	9	25	2018	9	25	2006	121
26	1997	664	26	1975	205	26	2014	0.319	26	1988	142	26	2006	35	26	1983	9	26	1986	9	26	1976	118
27	2006	663	27	1988	201	27	2021	0.318	27	2006	141	27	2004	34	27	2014	8	27	1984	9	27	1996	115
28	1975	618	28	1999	199	28	1983	0.318	28	1997	140	28	2017	34	28	2012	8	28	1983	9	28	1988	115
29	1981	611	29	2007	197	29	2004	0.317	29	1996	139	29	1981	34	29	1996	8	29	1974	9	29	1999	112
30	1973	610	30	2006	194	30	2023	0.315	30	1999	135	30	2007	33	30	2024	8	30	2019	8	30	1984	110
31	1999	602	31	1997	190	31	1986	0.315	31	2007	132	31	1996	33	31	2007	7	31	2006	8	31	1975	109
32	1989	592	32	1976	176	32	2024	0.314	32	1986	126	32	1987	33	32	2005	7	32	2005	8	32	2007	107
33	1988	590	33	1996	175	33	1996	0.309	33	1989	122	33	1986	31	33	2004	7	33	1978	8	33	1986	107
34	1974	575	34	1986	173	34	1977	0.306	34	1981	122	34	1989	30	34	1995	7	34	2021	7	34	1997	106
35	1980	573	35	1973	173	35	1991	0.302	35	1975	121	35	1988	26	35	1989	7	35	2013	7	35	1977	102
36	1987	569	36	1984	172	36	1980	0.300	36	1976	120	36	1984	26	36	1978	7	36	2017	7	36	1973	100
37	1996	566	37	1981	172	37	1993	0.298	37	1980	113	37	1991	25	37	1999	6	37	1997	7	37	1981	94
38	1977	556	38	1980	172	38	2006	0.293	38	1974	113	38	1985	25	38	1993	6	38	1991	7	38	1974	94
39	1986	550	39	1989	170	39	1978	0.290	39	1987	110	39	1977	24	39	1990	6	39	1988	7	39	1985	93
40	1985	545	40	1977	170	40	1989	0.287	40	1985	110	40	1992	23	40	1981	6	40	2023	6	40	1989	92
41	1984	545	41	1987	157	41	1997	0.286	41	1977	109	41	1980	23	41	1975	6	41	2007	6	41	1987	82
42	1976	532	42	1992	148	42	2007	0.285	42	1973	108	42	1979	22	42	1992	5	42	1999	6	42	1980	82
43	1992	521	43	1978	143	43	1992	0.284	43	1982	101	43	1973	22	43	1980	5	43	1985	6	43	1991	80
44	1978	493	44	1983	135	44	1973	0.284	44	1992	98	44	1978	21	44	1979	5	44	1992	5	44	1992	79
45	1982	456	45	1993	131	45	1981	0.282	45	1991	97	45	1975	19	45	1976	5	45	1980	4	45	1982	77
46	1993	440	46	1985	130	46	1995	0.276	46	1993	92	46	1993	18	46	1974	5	46	1987	3	46	1993	75
47	1979	438	47	1991	126	47	1987	0.276	47	1983	90	47	1974	18	47	1991	4	47	2015	2	47	1983	70
48	1983	425	48	1982	114	48	1979	0.251	48	1990	69	48	1995	15	48	1977	4	48	1993	2	48	1978	65
49	1991	417	49	1979	110	49	1982	0.250	49	1978	69	49	1983	14	49	1982	3	49	1979	2	49	1995	60
50	1990	373	50	1990	89	50	1990	0.239	50	1995	66	50	1990	9	50	2013	2	50	2016	1	50	1979	58
51	1995	312	51	1995	86	51	1985	0.239	51	1979	60	51	1982	5	51	1973	2	51	1990	1	51	1990	42

**BLUE JAY ALL TIME TEAM OFFENSE**

RK	BB	No.	RK	K	No.	RK	SB	No.	RK	OBP	No.	RK	RISP	No.
1	2021	205	1	1983	55	1	2025	125	1	2011	0.505	1	2011	0.440
2	2022	183	2	1995	74	2	2015	115	2	1998	0.482	2	2015	0.437
3	2011	180	3	1993	80	3	2012	104	3	2010	0.471	3	2016	0.425
4	2025	158	4	1974	84	4	2004	104	4	2012	0.452	4	2017	0.399
5	2011	156	5	1980	89	5	2005	100	5	2000	0.451	5	2008	0.380
6	2019	156	6	1982	90	6	2022	99	6	2022	0.451	6	2019	0.369
7	2018	153	7	2013	95	7	2023	97	7	1999	0.448	7	2010	0.365
8	2024	143	8	1991	96	8	1977	93	8	2021	0.443	8	2002	0.359
9	2017	140	9	1990	97	9	2011	82	9	2016	0.440	9	2022	0.359
10	2014	130	10	2010	99	10	2018	78	10	2015	0.439	10	2012	0.357
11	2012	120	11	1984	100	11	2016	78	11	2017	0.438	11	2005	0.356
12	2002	119	12	2016	101	12	2021	78	12	2019	0.436	12	2021	0.353
13	2000	117	13	1977	103	13	2002	73	13	2023	0.433	13	2003	0.344
14	2010	116	14	1976	106	14	2019	72	14	2009	0.431	14	2014	0.339
15	2005	115	15	2005	109	15	2013	70	15	2018	0.430	15	2009	0.337
16	2015	110	16	1989	110	16	2009	70	16	2002	0.429	16	2009	0.334
17	2016	107	17	1998	113	17	1974	69	17	1984	0.428	17	2018	0.325
18	1989	105	18	1981	114	18	2010	64	18	1975	0.428	18	2023	0.321
19	2003	103	19	1992	115	19	2006	64	19	2025	0.425	19	2006	0.307
20	2013	101	20	1988	120	20	2024	62	20	2005	0.425	20	2024	0.303
21	2004	101	21	2008	122	21	2017	60	21	2013	0.424	21	2013	0.295
22	1986	101	22	2001	122	22	2007	59	22	1974	0.424			
23	1975	101	23	2011	123	23	2014	55	23	2003	0.423			
24	2009	99	24	2000	124	24	1973	55	24	1988	0.422			
25	1984	92	25	1999	125	25	1978	50	25	1986	0.421			
26	1985	91	26	1979	126	26	2003	47	26	2008	0.415			
27	1998	90	27	1987	128	27	2008	44	27	2004	0.415			
28	2007	87	28	2012	129	28	1998	44	28	1976	0.414			
29	1981	85	29	1986	131	29	1976	44	29	2014	0.413			
30	1977	85	30	2009	132	30	1975	43	30	2024	0.411			
31	1988	83	31	2003	132	31	1979	41	31	1997	0.405			
32	2006	81	32	2007	133	32	1982	39	32	1977	0.403			
33	1999	80	33	1985	133	33	1997	37	33	2001	0.400			
34	2001	77	34	2017	134	34	1988	35	34	1991	0.398			
35	2008	76	35	2018	135	35	1983	27	35	1996	0.397			
36	1987	76	36	2015	138	36	1981	26	36	1989	0.395			
37	1973	76	37	1978	138	37	1980	26	37	1983	0.388			
38	1997	75	38	2019	145	38	1987	23	38	1978	0.382			
39	1996	69	39	1975	147	39	1984	20	39	2006	0.379			
40	1976	69	40	2006	148	40	1989	19	40	2007	0.372			
41	1991	66	41	1996	148	41	1999	18	41	1981	0.369			
42	1978	66	42	2014	150	42	1991	18	42	1973	0.368			
43	1982	62	43	2004	151	43	1993	16	43	1995	0.367			
44	1974	56	44	1997	155	44	1992	15	44	1993	0.362			
45	1992	51	45	1973	166	45	1985	15	45	1987	0.361			
46	1979	51	46	2025	167	46	2001	14	46	1980	0.352			
47	1983	49	47	2024	172	47	1986	12	47	1992	0.348			
48	1980	46	48	2002	179	48	2000	9	48	1985	0.347			
49	1993	44	49	2022	186	49	1996	9	49	1982	0.340			
50	1990	41	50	2021	195	50	1995	6	50	1979	0.331			
51	1995	40	51	2023	214	51	1990	6	51	1990	0.314			




**BLUE JAY ALL TIME PITCHING AND DEFENSE**

RK	PO	No.	RK	Asst	No.	RK	E	No.	RK	FLD	No.	RK	IP	No.	RK	H	No.	RK	R	No.	RK	K'S	No.
1	2021	844	1	2021	345	1	1982	20	1	2025	0.966	1	2021	280.1	1	1976	85	1	1979	63	1	2022	308
2	2025	793	2	2018	317	2	1974	20	2	2009	0.963	2	2025	264.2	2	1977	95	2	1974	73	2	2023	272
3	2023	783	3	2025	316	3	1979	25	3	1974	0.963	3	2023	261.1	3	1982	105	3	1993	79	3	2021	261
4	2018	780	4	2023	311	4	1977	26	4	2011	0.960	4	2018	259.2	4	1979	105	4	1983	79	4	2003	254
5	2024	769	5	2014	281	5	2010	29	5	2019	0.959	5	2024	255.2	5	1983	108	5	1977	79	5	2018	252
6	2022	749	6	2024	279	6	1993	29	6	2022	0.959	6	2022	251.3	6	1973	116	6	1986	82	6	2024	225
7	2014	699	7	2009	272	7	1989	30	7	2016	0.958	7	2014	239.2	7	1974	117	7	2019	85	7	2014	219
8	2019	692	8	2003	271	8	1998	31	8	2010	0.958	8	2019	230.0	8	1975	119	8	2003	85	8	2002	217
9	2015	654	9	2022	259	9	1995	32	9	2024	0.957	9	2015	221.0	9	1988	129	9	1988	85	9	2006	216
10	2003	647	10	2019	255	10	2009	33	10	2007	0.955	10	2012	216.0	10	1993	130	10	1992	88	10	1975	214
11	2012	643	11	2017	251	11	1976	34	11	2012	0.954	11	2017	211.2	11	1989	132	11	1997	91	11	2017	211
12	2017	631	12	2015	244	12	2011	35	12	2005	0.953	12	2002	209.1	12	1980	133	12	2016	93	12	2019	203
13	2002	619	13	2000	244	13	2007	35	13	2023	0.953	13	2000	209.0	13	1992	135	13	1989	93	13	2012	202
14	2011	614	14	2002	243	14	1975	35	14	2000	0.951	14	2011	205.0	14	1986	135	14	2013	94	14	2015	200
15	2016	605	15	2016	240	15	2005	36	15	1989	0.951	15	2016	203.0	15	1990	141	15	1982	99	15	2025	199
16	2009	591	16	2007	220	16	1987	36	16	2021	0.950	16	2009	197.0	16	1985	147	16	1998	102	16	2011	198
17	2000	586	17	2011	219	17	2016	37	17	2015	0.949	17	2004	193.0	17	1984	147	17	1991	105	17	1977	197
18	2005	538	18	2012	212	18	1981	37	18	2013	0.949	18	2005	180.2	18	1991	149	18	2024	105	18	1989	196
19	2013	530	19	1997	199	19	1988	38	19	2014	0.948	19	2013	178.1	19	1996	151	19	1973	106	19	1988	183
20	2001	530	20	2013	196	20	1983	38	20	1993	0.948	20	2001	178.0	20	2006	154	20	2022	112	20	2004	181
21	2007	521	21	2005	196	21	1980	38	21	2018	0.947	21	2007	174.1	21	1978	157	21	2025	115	21	2005	178
22	2006	498	22	2001	192	22	2025	39	22	2017	0.945	22	1998	168.0	22	1995	161	22	2009	115	22	2009	177
23	2008	491	23	2008	191	23	2013	39	23	1997	0.943	23	2006	166.0	23	2003	166	23	1980	118	23	1973	171
24	2010	479	24	1999	184	24	2019	40	24	2006	0.942	24	2008	164.0	24	1998	167	24	1985	119	24	2001	165
25	1998	472	25	2010	180	25	1997	40	25	2002	0.942	25	1997	162.0	25	1981	173	25	2012	120	25	1976	163
26	1997	468	26	1996	174	26	2012	41	26	2003	0.941	26	2010	161.0	26	2016	181	26	1975	122	26	2013	161
27	1989	441	27	2006	162	27	2006	41	27	1982	0.939	27	1981	150.2	27	1997	181	27	2006	125	27	2010	161
28	1999	419	28	1988	162	28	1973	41	28	1977	0.938	28	1999	150.0	28	1987	182	28	2002	125	28	2000	161
29	1973	414	29	1974	159	29	2000	43	29	1981	0.937	29	1975	149.0	29	2013	184	29	2017	126	29	2007	151
30	1981	403	30	1992	157	30	2022	43	30	1979	0.936	30	1989	148.0	30	1999	185	30	2015	127	30	1998	151
31	1996	394	31	1998	152	31	1991	46	31	1975	0.934	31	1977	147.1	31	2010	188	31	1981	127	31	1992	150
32	1991	390	32	1981	150	32	1999	47	32	1988	0.933	32	1973	145.1	32	2002	194	32	1996	129	32	1974	147
33	1980	382	33	1993	149	33	1978	47	33	1976	0.930	33	1978	143.1	33	2001	194	33	1976	129	33	2008	146
34	1993	378	34	1984	146	34	2024	47	34	1999	0.928	34	1988	140.0	34	2005	196	34	2010	130	34	1987	144
35	1988	370	35	1989	142	35	2015	48	35	1980	0.928	35	1992	139.0	35	2009	197	35	1995	131	35	2016	141
36	1975	368	36	1987	130	36	1986	49	36	1973	0.925	36	1986	137.0	36	2007	199	36	2014	133	36	1986	137
37	1974	367	37	1991	126	37	2017	51	37	2008	0.923	37	1987	136.0	37	2017	200	37	2018	134	37	1978	134
38	1986	359	38	1990	124	38	1985	52	38	1995	0.920	38	1980	135.2	38	2019	202	38	1984	135	38	1979	129
39	1985	359	39	1975	124	39	2002	53	39	1991	0.918	39	1985	135.0	39	2022	206	39	2000	137	39	1997	126
40	1978	358	40	1982	114	40	2014	54	40	2001	0.917	40	1991	132.0	40	2000	207	40	1987	138	40	1991	123
41	1976	351	41	1985	110	41	2023	54	41	1987	0.910	41	1974	131.0	41	2004	209	41	1990	139	41	1985	117
42	1984	340	42	1980	110	42	1984	54	42	1996	0.909	42	1996	130.0	42	2008	212	42	2001	143	42	1999	112
43	1992	308	43	1978	102	43	1992	55	43	1978	0.907	43	1993	129.0	43	2012	215	43	1999	144	43	1980	112
44	1977	308	44	1976	98	44	2008	57	44	1983	0.906	44	1976	126.1	44	2024	218	44	2005	146	44	1996	103
45	1995	282	45	1973	95	45	1996	57	45	1986	0.902	45	1982	116.2	45	2015	220	45	1978	148	45	1983	101
46	1979	276	46	1983	94	46	1990	57	46	1985	0.900	46	1984	114.0	46	2018	224	46	2011	152	46	1990	94
47	1983	272	47	1986	93	47	2003	58	47	1984	0.900	47	1979	113.1	47	2011	225	47	2004	152	47	1981	93
48	1990	244	48	1995	87	48	2018	62	48	1992	0.894	48	1990	113.0	48	2023	229	48	2007	155	48	1984	91
49	1987	233	49	1979	87	49	2021	63	49	1990	0.866	49	1995	110.1	49	2025	230	49	2021	160	49	1982	87
50	1982	195	50	1977	86	50	2001	65	50	1983	108.0	50	2014	239	50	2023	173	50	2023	173	50	1995	74
															51	2021	248	51	2008	177	51	1993	74

**BLUE JAY ALL TIME PITCHING AND DEFENSE**

RK	BB	No.	RK	ERA	No.	RK	WHIP	No.	RK	BAA	No.	RK	Pit	No.
1	1995	52	1	1979	1.93	1	1977	1.18	1	2022	0.219	1	2021	4754
2	1993	52	2	1977	1.96	2	2019	1.20	2	2024	0.220	2	2023	4630
3	1986	53	3	2019	1.97	3	2022	1.22	3	2003	0.221	3	2018	4202
4	1974	54	4	1986	2.04	4	2003	1.24	4	2023	0.226	4	2024	4179
5	1997	56	5	2024	2.08	5	2025	1.25	5	2025	0.227	5	2022	4137
6	1991	59	6	2022	2.31	6	2024	1.27	6	2021	0.229	6	2025	4088
7	2003	64	7	1976	2.47	7	1973	1.29	7	2018	0.230	7	2014	3857
8	1983	66	8	2016	2.48	8	2018	1.31	8	2019	0.232	8	2015	3744
9	1973	70	9	2018	2.49	9	1974	1.32	9	2006	0.233	9	2017	3709
10	2002	71	10	2018	2.51	10	2016	1.35	10	2002	0.240	10	2012	3615
11	1992	71	11	2003	2.52	11	2021	1.37	11	2016	0.242	11	2019	3510
12	1988	71	12	2021	2.62	12	1986	1.37	12	2017	0.243	12	2002	3466
13	2019	74	13	2017	2.81	13	2002	1.39	13	2015	0.254	13	2011	3445
14	1990	74	14	2015	2.82	14	1976	1.40	14	2012	0.255	14	2003	3418
15	1979	76	15	2012	2.82	15	1993	1.41	15	2014	0.257	15	2009	3265
16	1985	77	16	2014	2.83	16	2014	1.43	16	2004	0.260	16	2005	3243
17	1981	78	17	2013	2.83	17	1988	1.43	17	2009	0.261	17	2016	3118
18	1977	78	18	1974	3.02	18	2023	1.44	18	2000	0.264	18	2007	2973
19	1984	80	19	1988	3.05	19	1989	1.45	19	2013	0.267	19	2013	2957
20	1989	83	20	1997	3.06	20	2017	1.47	20	1998	0.267	20	2006	2951
21	1999	84	21	1973	3.25	21	2006	1.48	21	2005	0.268	21	2010	2939
22	1998	84	22	1992	3.32	22	1992	1.48	22	2011	0.271	22	2008	2877
23	2008	86	23	1993	3.36	23	2012	1.50	23	2007	0.283			
24	2013	87	24	1975	3.40	24	1997	1.51	24	2010	0.287			
25	2001	87	25	1978	3.42	25	2013	1.52	25	2008	0.291			
26	1982	90	26	1998	3.44	26	2015	1.53	26	1999	0.309			
27	1976	90	27	2009	3.48	27	1975	1.53	27	2001	0.330			
28	2010	91	28	2002	3.52	28	2004	1.57	28	1997	0.330			
29	2006	91	29	1989	3.64	29	1991	1.58						
30	1996	91	30	1983	3.69	30	2009	1.59						
31	2016	93	31	2000	3.77	31	2000	1.61						
32	2004	96	32	2006	3.88	32	1983	1.61						
33	1980	96	33	1991	4.03	33	1979	1.61						
34	1978	96	34	2004	4.15	34	2011	1.62						
35	1987	98	35	1985	4.25	35	1998	1.62						
36	2022	101	36	2011	4.27	36	2005	1.66						
37	2025	102	37	1996	4.43	37	1985	1.66						
38	2005	104	38	2023	4.60	38	1981	1.68						
39	2000	104	39	2001	4.60	39	1982	1.70						
40	2014	106	40	2010	4.74	40	1980	1.70						
41	2011	107	41	2005	4.80	41	2010	1.73						
42	2024	107	42	1987	4.89	42	1978	1.77						
43	1975	108	43	2007	4.94	43	2007	1.78						
44	2012	110	44	1982	5.00	44	2008	1.82						
45	2017	110	45	1980	5.15	45	1996	1.89						
46	2007	112	46	1999	5.19	46	1990	1.90						
47	2009	117	47	1981	5.24	47	1999	1.95						
48	2015	117	48	1990	5.27	48	1995	1.95						
49	2018	118	49	2008	5.89	49	2001	1.96						
50	2021	136	50	1984	6.39	50	1984	1.99						
51	2023	147	51	1995	6.40	51	1987	2.06						



## Overall Team W/L Records

TM	YR	W	L	QUICK SEASON REVIEW
52	2025	28	11	Conference Champions (23)
51	2024	28	10	Conference Champions (22)
50	2023	24	14	Conference Champions (21)
49	2022	29	10	
48	2021	32	9	*District (14) / Quarterfinal Champions (4) / <b>**CLASS 6 STATE CHAMPIONS (2)</b>
	2020			NO SEASON DUE TO COVID-19
47	2019	28	7	*District Champions (13)
46	2018	27	11	*District Champions (12) *Sectional Winners (6)
45	2017	22	10	
44	2016	23	8	*Suburban Red Conference Champions (20)
43	2015	28	5	*Suburban Red Conference Champions (19)
42	2014	28	8	*Big 7 Conference Champions (18), District Champions (11)
41	2013	18	8	
40	2012	28	4	*Big 7 Conference Champs (17), District (10), Sectional (5), Quarterfinal (3) and 3rd Place State
39	2011	28	6	*Big 7 Conference Champs (16), District (9), Sectional (4), Quarterfinal (2) and State Runner Up
38	2010	18	9	*Big 7 Conference Champions (15)
37	2009	23	6	*Big 7 Conference Champions (14), District Champions (8)
36	2008	13	12	
35	2007	10	16	
34	2006	12	13	
33	2005	16	11	
32	2004	17	10	*Big 8 Conf. Champs (13), District (7), Sectional Winners (3)
31	2003	29	2	*Big 8 Conf. Champs (12), Districts (6), Sectional Winners (2)
30	2002	23	8	*Big 8 Conf. Champs (11), Districts (5), Sectional (1), Quarterfinal (1) and <b>**CLASS 4 STATE CHAMPIONS (1)</b>
29	2001	19	10	District Winners (6)
28	2000	18	10	District Winners (5)
27	1999	11	10	
26	1998	21	3	Conference Champs (10), District Winners (4)
25	1997	15	8	
24	1996	11	10	
23	1995	8	9	
22	1994	13	10	District Winners (3)
21	1993	15	4	Conference Champs (9)
20	1992	14	7	Conference Champs (8)
19	1991	12	8	District Winners (2)
18	1990	6	10	
17	1989	14	8	Conference Champs (7)
16	1988	15	6	Conference Champs (6)
15	1987	8	12	
14	1986	16	4	Conference Champs (5)
13	1985	12	9	
12	1984	9	9	
11	1983	11	5	Conference Champs (4)
10	1982	11	6	
9	1981	9	13	District Winners (1)
8	1980	10	10	
7	1979	8	9	
6	1978	6	15	
5	1977	14	8	Conference Champs (3)
4	1976	13	5	Conference Champs (2)
3	1975	12	11	
2	1974	12	7	Conference Champs (1)
1	1973	8	14	Inaugural Season played at City Park (Ron Brumley HC) <b>First win 8-4 victory over Lee's Summit</b>
<b>Total</b>	<b>855</b>	<b>447</b>		<b>(52 Years of High School Baseball)</b>






## RED All-Conference selections 2025




FIRST TEAM				
POS	PLAYER'S NAME	SCHOOL	GR	COLLEGE
C	TJ Parker	Park Hill South	12	Drury University
INF	Logan Sutton	Liberty	11	
INF	Sam Massey	Central	12	
INF	Tyson Kiser	Park Hill	12	Baker University
INF	Jonathan Pearcy	Liberty	11	
INF	Trent Lewallen	Park Hill South	12	NMCC
OF	Jack Quetschenbach	Liberty	12	Kansas State Univ.
OF	Elias Medina	Central	12	
OF	Hayden Vizcarra	Park Hill South	12	Park University
OF	Drew Graebener	Park Hill South	11	
UT/P	Caelin Bradford	Park Hill	11	Wichita State Univ.
UT/P	Carson Bjorn	Park Hill South	11	
P	Cole Wells	Oak Park	11	
P	Grady Coppinger	Liberty	11	
P	Kaiden Postoak	Liberty	11	
P	Steven Holtzclaw	Liberty	11	
P	Quinton Chindamo	Park Hill South	11	Emporia State

SECOND TEAM				
POS	PLAYER'S NAME	SCHOOL	GR	COLLEGE
C	David Austin	Oak Park	12	
INF	Jackson Tankesley	Liberty	12	Benedictine College
INF	Casen Lett	Park Hill South	12	Emporia State
INF	Lex Young	Park Hill	10	
INF	Bryson Augustyn	Park Hill	11	
INF	Kameron Gillespie	Liberty	9	
OF	Anderson Dial	Oak Park	12	Clarke University
OF	Kirby Super	Oak Park	12	
OF	Logan Hampton	Park Hill	12	Maple Woods CC
OF	Jack Homoly	Liberty	12	William Jewell College
UT/P	Jackson McDonald	Park Hill South	12	
UT/P	Logan Conley	Park Hill	11	
P	Hayes Pratt	Park Hill	10	
P	Hank Blackburn	Liberty	11	
P	Hagen McMahon	Park Hill South	12	NMCC
P	Spencer Beltram	Park Hill	10	
P	Owen Foster	Central	12	Crowder CC

HONORABLE MENTION				
POS	PLAYER'S NAME	SCHOOL	GR	POS
C	Jaxon Miller	Park Hill	12	Rockhurst Univ.
C	Mason Jeffers	Liberty	12	William Jewell College
C	Frankie Taylor	North KC	12	
INF	Fletcher Pauling	Liberty	11	
INF	Ryan Oberly	Oak Park	12	
INF	Alex Chester	Oak Park	12	Mineral Area CC
OF	Brayden Burke	North KC	12	
OF	Samuel Collazo	Park Hill South	11	
OF	Derek Wilson	Liberty	11	
UT/P	Rex Holcomb	Central	12	
UT/P	Ricky Allen	Oak Park	10	
P	Nace Krueger	North KC	12	
P	Jon Sherrard	Liberty	10	
P	Sean Kingston	Liberty	12	Washburn Univ.
P	Will Schau	Park Hill South	11	
P	Cole Hass	Central	10	
P	Drake McLaughlin	North KC	11	

**PLAYER OF THE YEAR**  
**LOGAN SUTTON (LIBERTY)**



Place	Team	Win	Loss	GB
1	Liberty	8	2	-
2	Park Hill	7	3	1
3	Park Hill South	7	3	1
4	Oak Park	4	6	4
5	STJ	3	7	5
6	NKC	1	9	7



# SEASON 52 COMPLETE