

# AAMHL Standings

Winter 2025  
April 24, 2026

## Regular Season

Team	Pts	Won	Lost	Tied	GF	GA	GS	GNA
1 Peterson Electric Inc.	31	14	5	3	84	57	9	22
2 42 North Social House	29	13	6	3	84	56	10	18
3 AstroTurf	28	12	6	4	74	59	8	21
4 Corby Energy Services	24	11	9	2	69	77	21	23
5 A&W Restaurant	23	10	9	3	71	66	3	19
6 North Peak Brewing Co.	23	9	8	5	80	77	12	26
7 Jets Pizza	21	7	8	7	66	80	7	19
8 Davey Tree	19	7	10	5	69	73	12	10
9 Forward Design Build	13	5	14	3	65	80	13	20
10 Ann Arbor Rug and Carp	9	3	16	3	57	94	10	24

GF = Goals for; GA = Goals against; GS = Goals by substitute players; GNA = Goals unassisted

Regular season rank rules: 1-points; 2-most wins (regulation time only); 3-head-to-head; 4-goals for; 5-goals against

## PlayOff Season

Team	Pts	Won	Lost	Tied	GF	GA	GS	GNA
1 AstroTurf	13	2	0	0	6	1	0	1
2 Ann Arbor Rug and Carp	13	2	0	0	7	3	2	5
3 North Peak Brewing Co.	10	2	0	0	7	4	0	1
4 Peterson Electric Inc.	9	1	1	0	9	4	1	3
5 42 North Social House	7	1	1	0	4	4	1	2
6 Corby Energy Services	7	1	1	0	6	5	0	0
7 Jets Pizza	5	1	1	0	5	8	0	0
8 Davey Tree	3	0	2	0	5	8	0	1
9 A&W Restaurant	2	0	2	0	6	10	0	2
10 Forward Design Build	1	0	2	0	0	8	0	0

Rank: 1-points; 2-most playoff wins; 3- head-to-head playoff pts; 4-head-to-head reg. season; 5-regular season standings

No playoff points will be awarded to a team that is playing with fewer than 11 players.

## Player stats.: Top two from each team for each category

Team	Name	Goals	Assists	Total Pts.	Name	Pnlty Min.	Penalty Violation	
42N	Ideson R. (9)	16	O'Brien M. (12)	17	O'Brien M. (12)	33	Ahlquist S (7)	6
42N	O'Brien M. (12)	16	Ideson R. (9)	15	Ideson R. (9)	31	Crichton J (42)	4
AAR	Montalban (8)	14	Montalban (8)	7	Montalban (8)	21	Schueler D (17)	12
AAR	Jilek J. (13)	9	Jilek J. (13)	6	Jilek J. (13)	15	Vaughn C. (97)	8
AST	Huntzicker (21)	21	Erps S. (9)	17	Huntzicker (21)	30	Waltz S. (18)	10
AST	Mills J. (22)	16	Was A. (17)	12	Erps S. (9)	28	DeWolfe T. (19)	4
AWR	Lewis J. (69)	21	Hattie M. (40)	25	Hattie M. (40)	41	Joffe Brya (22)	8
AWR	Hattie M. (40)	16	Lewis J. (69)	10	Lewis J. (69)	31	Wilkins F. (19)	6
CES	Joffe E. (40)	9	Joffe E. (40)	10	Joffe E. (40)	19	Copp A. (9)	2
CES	Klempay T. (6)	9	Klempay T. (6)	9	Klempay T. (6)	18	Frusti P. (7)	2
DVY	Carlson C. (9)	13	Nilsson J. (11)	18	Nilsson J. (11)	28	Udager A. (20)	8
DVY	Nilsson J. (11)	10	Udager A. (20)	16	Udager A. (20)	21	Bourne B. (10)	4
FDB	Weiler C. (40)	15	Weiler C. (40)	12	Weiler C. (40)	27	Oxender A. (9)	6
FDB	Dickinson (18)	12	Dickinson (18)	8	Dickinson (18)	20	Sarosi M. (22)	6
JET	Stevens D. (9)	18	Stevens D. (9)	17	Stevens D. (9)	35	Black S. (12)	6
JET	Porter J. (8)	12	Joffe M. (4)	10	Porter J. (8)	20	Snyder J. (5)	6
NPB	Baalrud S. (25)	22	Jefferson (19)	15	Baalrud S. (25)	32	Joshi C. (12)	6
NPB	Aliff D. (8)	10	Baalrud S. (25)	10	Jefferson (19)	23	Aliff D. (8)	4
PET	Maltese C. (13)	19	Maltese C. (13)	15	Maltese C. (13)	34	Opsahl Jef (19)	8
PET	Wells S. (16)	17	Peterson S (20)	11	Wells S. (16)	27	Allen C. (11)	6

# AAMHL Standings

Winter 2025  
April 24, 2026

## Game Log Matrix (Won, Lost, Tied, Goals for)

	42N	AAR	AST	AWR	CES	DVY	FDB	JET	NPB	PET
42N		1, 2, 0, 4	2, 1, 0, 12	1, 1, 0, 8	0, 3, 0, 5	0, 3, 1, 8	0, 1, 1, 6	0, 2, 0, 3	1, 1, 0, 5	2, 0, 1, 9
AAR	2, 1, 0, 10		3, 0, 0, 13	3, 1, 0, 16	2, 0, 0, 10	1, 0, 1, 10	1, 2, 0, 11	1, 0, 1, 5	1, 0, 1, 11	2, 1, 0, 11
AST	1, 2, 0, 9	0, 3, 0, 6		0, 3, 0, 7	1, 1, 0, 5	1, 0, 1, 5	1, 3, 0, 8	1, 1, 1, 8	0, 0, 2, 5	1, 1, 0, 7
AWR	1, 1, 0, 11	1, 3, 0, 10	3, 0, 0, 13		1, 1, 1, 5	0, 2, 0, 6	1, 2, 0, 6	1, 0, 2, 11	2, 0, 0, 5	1, 1, 0, 9
CES	3, 0, 0, 16	0, 2, 0, 7	1, 1, 0, 6	1, 1, 1, 6		2, 1, 0, 10	0, 2, 0, 5	0, 2, 1, 11	1, 3, 0, 12	2, 0, 0, 9
DVY	3, 0, 1, 14	0, 1, 1, 5	0, 1, 1, 3	2, 0, 0, 13	1, 2, 0, 7		1, 0, 1, 7	2, 1, 0, 8	1, 1, 1, 15	2, 1, 0, 9
FDB	1, 0, 1, 7	2, 1, 0, 11	3, 1, 0, 13	2, 1, 0, 7	2, 0, 0, 7	0, 1, 1, 6		1, 1, 1, 10	2, 0, 0, 11	3, 0, 0, 16
JET	2, 0, 0, 9	0, 1, 1, 3	1, 1, 1, 11	0, 1, 2, 10	2, 0, 1, 16	1, 2, 0, 9	1, 1, 1, 11		1, 2, 0, 9	1, 0, 1, 10
NPB	1, 1, 0, 6	0, 1, 1, 10	0, 0, 2, 5	0, 2, 0, 2	3, 1, 0, 16	1, 1, 1, 14	0, 2, 0, 7	2, 1, 0, 8		1, 2, 1, 13
PET	0, 2, 1, 6	1, 2, 0, 8	1, 1, 0, 4	1, 1, 0, 8	0, 2, 0, 4	1, 2, 0, 6	0, 3, 0, 4	0, 1, 1, 7	2, 1, 1, 14	

## Schedule, teams (h vs v), and scores (w vs l)\*

29-Oct-2025	05-Nov-2025	12-Nov-2025	19-Nov-2025	26-Nov-2025	03-Dec-2025
N8 NPB 4 vs PET 4	N8 DVY 3 vs PET 1	N8 JET 2 vs DVY 1	N8 DVY 5 vs NPB 5	N8 42N 5 vs NPB 2	N8 42N 3 vs FDB 2
S8 AWR 4 vs AAR 0	S8 42N 7 vs CES 2	S8 FDB 5 vs AWR 2	S8 CES 3 vs AWR 2	S8 AST 3 vs PET 1	S8 PET 3 vs CES 2
N9 FDB 4 vs AST 3	N9 AST 4 vs AWR 2	N9 42N 2 vs PET 2	N9 PET 4 vs AAR 1	N9 AWR 3 vs JET 3	N9 JET 1 vs AAR 1
S9 CES 7 vs JET 3	S9 JET 4 vs NPB 3	S9 CES 5 vs NPB 3	S9 JET 4 vs FDB 3	S9 CES 6 vs AAR 5	S9 DVY 1 vs AST 1
N10 42N 4 vs DVY 2	N10 AAR 5 vs FDB 3	N10 AST 7 vs AAR 3	N10 42N 4 vs AST 3	N10 DVY 3 vs FDB 3	N10 NPB 3 vs AWR 1
10-Dec-2025	17-Dec-2025	07-Jan-2026	14-Jan-2026	21-Jan-2026	28-Jan-2026
N8 42N 7 vs AAR 1	N8 PET 7 vs AWR 4	S8 JET 2 vs AST 1	N8 AST 6 vs FDB 4	N8 AST 6 vs 42N 4	N8 PET 3 vs DVY 0
S8 AST 4 vs CES 2	S8 CES 4 vs FDB 3	N9 DVY 6 vs CES 2	S8 AWR 7 vs AAR 4	S8 FDB 4 vs JET 2	S8 JET 4 vs NPB 1
N9 NPB 4 vs FDB 3	N9 42N 5 vs JET 1	S9 AAR 6 vs NPB 6	N9 NPB 5 vs PET 4	N9 NPB 8 vs DVY 5	N9 AST 5 vs AWR 3
S9 PET 4 vs JET 4	S9 DVY 3 vs AAR 3	N10 PET 4 vs FDB 2	S9 42N 4 vs DVY 1	S9 PET 3 vs AAR 0	S9 42N 4 vs CES 2
N10 AWR 7 vs DVY 4	N10 AST 4 vs NPB 4	S10 42N 8 vs AWR 3	N10 CES 4 vs JET 4	N10 AWR 2 vs CES 2	N10 FDB 7 vs AAR 1
04-Feb-2026	11-Feb-2026	18-Feb-2026	25-Feb-2026	04-Mar-2026	11-Mar-2026
N8 DVY 7 vs JET 1	N8 CES 4 vs AAR 2	N8 PET 6 vs CES 2	N8 42N 3 vs AAR 2	N8 AST 5 vs JET 5	N8 CES 3 vs FDB 2
S8 AST 3 vs AAR 1	S8 NPB 3 vs 42N 1	S8 NPB 2 vs AWR 1	S8 AWR 6 vs DVY 2	S8 NPB 5 vs AAR 4	S8 DVY 7 vs AAR 2
N9 CES 5 vs NPB 3	N9 FDB 4 vs DVY 3	N9 JET 4 vs AAR 2	N9 CES 3 vs AST 2	N9 AWR 5 vs 42N 3	N9 NPB 1 vs AST 1
S9 AWR 2 vs FDB 0	S9 PET 6 vs AST 1	S9 FDB 4 vs 42N 4	S9 NPB 7 vs FDB 4	S9 PET 5 vs FDB 2	S9 AWR 4 vs PET 2
N10 PET 3 vs 42N 2	N10 AWR 4 vs JET 4	N10 DVY 4 vs AST 2	N10 PET 6 vs JET 3	N10 DVY 2 vs CES 1	N10 42N 4 vs JET 2
18-Mar-2026	25-Mar-2026	01-Apr-2026	08-Apr-2026	15-Apr-2026	22-Apr-2026
N8 PET 3 vs NPB 1	N8 AST 4 vs AWR 2	N8 DVY 4 vs NPB 2	N8 AWR 3 vs FDB 1	N8 CES 4 vs DVY 2	N8 AST 5 vs JET 1
S8 AWR 2 vs AAR 0	S8 AAR 5 vs FDB 1	S8 FDB 4 vs JET 4	N9 JET 5 vs DVY 1	N9 NPB 4 vs PET 2	N9 NPB 3 vs CES 2
N9 42N 2 vs DVY 2	N9 42N 5 vs CES 1	N9 AWR 2 vs CES 0	S9 AST 3 vs AAR 2	S9 AAR 1 vs 42N 0	S9 AAR 6 vs AWR 3
S9 CES 5 vs JET 4	S9 PET 5 vs DVY 3	S9 AST 3 vs 42N 1	N10 CES 4 vs NPB 3	N10 JET 4 vs AWR 3	N10 42N 4 vs DVY 3
N10 AST 3 vs FDB 0	N10 NPB 5 vs JET 0	N10 AAR 7 vs PET 4	S10 PET 4 vs 42N 2	S10 AST 1 vs FDB 0	S10 PET 7 vs FDB 0
29-Apr-2026	06-May-2026	13-May-2026	20-May-2026	00-Jan-1900	00-Jan-1900
N8 AWR 0 vs FDB 0	N8 AST 0 vs AAR 0	N8 AST 0 vs DVY 0	N8.5 _1_ 0 vs _4_ 0	0 0 vs 0 0	0 0 vs 0 0
N9 42N 0 vs JET 0	N9 CES 0 vs FDB 0	N9 AWR 0 vs NPB 0	S8.5 _2_ 0 vs _3_ 0	0 0 vs 0 0	0 0 vs 0 0
S9 PET 0 vs DVY 0	S9 PET 0 vs JET 0	S9 42N 0 vs FDB 0	N9.5 DRH 0 vs DRV 0	0 0 vs 0 0	0 0 vs 0 0
N10 AST 0 vs NPB 0	N10 42N 0 vs NPB 0	N10 PET 0 vs AAR 0	S9.5 C1H 0 vs C1V 0	0 0 vs 0 0	0 0 vs 0 0
S10 CES 0 vs AAR 0	S10 AWR 0 vs DVY 0	S10 CES 0 vs JET 0	S10 C2H 0 vs C2V 0	0 0 vs 0 0	0 0 vs 0 0

00-Jan-1900	00-Jan-1900	00-Jan-1900	
0 0 vs 0 0	0 0 vs 0 0	0 0 vs 0 0	<b>*Shootout Game</b>
0 0 vs 0 0	0 0 vs 0 0	0 0 vs 0 0	
0 0 vs 0 0	0 0 vs 0 0	0 0 vs 0 0	<b>Rink and game times:</b>
0 0 vs 0 0	0 0 vs 0 0	0 0 vs 0 0	<b>N8 = North Rink at 8 pm; S8.5 = South Rink at 8:30 pm; etc.</b>
0 0 vs 0 0	0 0 vs 0 0	0 0 vs 0 0	<b>Home team is listed first</b>

# Goal and Assist

Winter 2025  
April 24, 2026

Game Date	Team	Period	No	Goal	Assist	Assist
4/22/2026	42N	1	1	Rothhaar D. (15)		
4/22/2026	42N	1	2	Foster D. (4)	McBride R. (8)	
4/22/2026	42N	2	3	Joffe Bryan (11)	Ahlquist S. (7)	
4/22/2026	42N	2	4	Rothhaar D. (15)		
4/22/2026	AAR	1	1	Lynn K. (40)		
4/22/2026	AAR	1	2	Mills J. (7)		
4/22/2026	AAR	1	3	Vaughn C. (97)		
4/22/2026	AAR	2	4	Dillen K. (19)		
4/22/2026	AAR	2	5	Dillen K. (19)	Lynn K. (40)	
4/22/2026	AAR	2	6	Vaughn C. (97)		
4/22/2026	AST	1	1	Was A. (17)		
4/22/2026	AST	1	2	Was A. (17)	Barden A. (3)	DeWolfe T. (19)
4/22/2026	AST	2	3	Huntzicker D. (21)	Was A. (17)	
4/22/2026	AST	2	4	Erps S. (9)	Was A. (17)	Barden A. (3)
4/22/2026	AST	2	5	Huntzicker D. (21)	Erps S. (9)	
4/22/2026	AWR	1	1	Lewis J. (69)	Hattie M. (40)	Fitzpatrick M. (7)
4/22/2026	AWR	1	2	Joffe Bryan (22)	Gregory E. (17)	Gilson T. (12)
4/22/2026	AWR	2	3	Lewis J. (69)	Hattie M. (40)	
4/22/2026	CES	1	1	Klempay T. (6)	Joffe E. (40)	
4/22/2026	CES	2	2	Langrock E. (22)	Navarre G. (28)	
4/22/2026	DVY	1	1	Hutton C. (16)	Bartolacci A. (15)	
4/22/2026	DVY	2	2	Hescheles D. (8)		
4/22/2026	DVY	2	3	Nilsson J. (11)	Perry B. (7)	
4/22/2026	JET	1	2	Stevens D. (9)	Aliff D. (15)	
4/22/2026	NPB	1	1	Baalrud S. (25)	Holmstrom E. (16)	Jefferson D. (19)
4/22/2026	NPB	1	2	Talusan P. (24)	Baalrud S. (25)	
4/22/2026	NPB	1	3	Joshi C. (12)	Erps R. (14)	Rouse C. (7)
4/22/2026	PET	1	1	Peterson S. (20)		
4/22/2026	PET	1	2	Opsahl Jeff (19)	Forward J. (15)	
4/22/2026	PET	1	3	Pawlowski B. (10)	Opsahl Jeff (19)	
4/22/2026	PET	2	4	Wells S. (16)	Boutin J. (12)	
4/22/2026	PET	2	5	Peterson S. (20)	Pawlowski B. (10)	
4/22/2026	PET	2	6	Holmstrom E. (18)		
4/22/2026	PET	2	7	Maltese C. (13)		

\*Sub Rating Change for Playoff and Finals; Period: 4=Overtime; 5=Shootout

# Penalties

Winter 2025

April 24, 2026

<i>Game Date</i>	<i>Team</i>	<i>No</i>	<i>Name</i>	<i>Offense</i>
4/22/2026	42N	1	Joffe Bryan	Hook
4/22/2026	AAR	1	Vaughn C.	Trip
4/22/2026	AST	1	Was A.	Trip
4/22/2026	DVY	1	Hescheles D.	Trip
4/22/2026	FDB	1	McClelland J.	Hook
4/22/2026	FDB	2	Oxender A.	Hook
4/22/2026	JET	1	Black S.	Slash
4/22/2026	NPB	1	Udager A.	Hook

# Rostered and NonRostered Subs

Winter 2025  
April 24, 2026

Date	GameType	Team	Rostered Players			Sub Player		Status	
			Name	Jersey	Draft No	Name	Jersey		Draft No
4/22/2026	PlayOff	42N	Ideson R.	9	16	Jilek J.	19	17	Rostered
4/22/2026	PlayOff	42N	Yanca J.	6	85	Joffe Bryan	11	82	Rostered
4/22/2026	PlayOff	AAR	Greene S.	199	37	Cieciak C.	299	36	Rostered
4/22/2026	PlayOff	AAR	Pokorney M.	119	57	Mills J.	7	61	Rostered
4/22/2026	PlayOff	AST							
4/22/2026	PlayOff	AWR	Edwards S.	14	59	Gregory E.	17	63	Rostered
4/22/2026	PlayOff	CES	Anday C.	8	75	Navarre G.	28	74	Rostered
4/22/2026	PlayOff	DVY	Bourne B.	10	47	Bartolacci A.	15	44	Rostered
4/22/2026	PlayOff	FDB	Sarosi M.	22	108	Kroll J.	13	101	NonRostered
4/22/2026	PlayOff	JET	Crawford M.	10	22	Aliff D.	15	21	Rostered
4/22/2026	PlayOff	NPB	Marentette B.	9	11	Udager A.	22	14	Rostered
4/22/2026	PlayOff	PET	Nesbitt R.	22	53	Holmstrom E.	18	50	Rostered

# AAMHL Goals by player

Winter 2025

April 24, 2026

All = Reg Season + Playoff; PO = Playoff only; SB = Substitute only; SO = Shootout

Team Name	All	PO	SB	SO	Team Name	All	PO	SB	SO	Team Name	All	PO	SB	SO
42N Ideson R. (9)	16	0	2	0	AWR Clavier A. (9)	5	0	1	0	FDB Blackburn (77)	0	0	0	0
42N O'Brien M. (12)	16	0	1	0	AWR Edwards S. (14)	4	1	1	0	FDB Cramer M. (199)	0	0	0	0
42N Foster D. (4)	11	1	1	0	AWR Wilkins F. (19)	2	1	1	0	FDB Gregory E. (24)	0	0	1	0
42N Ahlquist S (7)	9	0	2	0	AWR Daum K. (199)	1	0	0	0	JET Stevens D. (9)	18	1	1	0
42N Kessler S. (5)	8	0	1	0	AWR Gilson T. (12)	1	0	0	0	JET Porter J. (8)	12	0	0	0
42N McBride R. (8)	8	0	0	0	AWR Johnson A. (4)	0	0	0	0	JET Crawford M (10)	7	2	0	0
42N Rothhaar D (15)	5	2	2	0	AWR Paterson A (3)	0	0	1	0	JET Joffe M. (4)	7	0	0	0
42N Yanca J. (6)	2	0	0	0	CES Joffe E. (40)	9	2	2	0	JET Perkins T. (7)	7	0	0	0
42N Crichton J (42)	1	0	0	0	CES Klempay T. (6)	9	3	0	0	JET Bogard S. (13)	4	1	0	0
42N Cieciek C. (199)	0	0	0	0	CES Langrock E (22)	8	1	0	0	JET Black S. (12)	3	1	0	0
42N Foster M. (10)	0	0	0	0	CES Anday C. (8)	7	0	1	0	JET Frantzeska (6)	2	0	0	0
AAR Montalban (8)	14	0	7	0	CES Frusti P. (7)	6	0	1	0	JET Snyder J. (5)	2	0	2	0
AAR Jilek J. (13)	9	0	0	0	CES Stefan A. (16)	3	0	1	0	JET Roberts J. (3)	1	0	1	0
AAR Dillen K. (19)	7	2	1	0	CES Nalepa A. (20)	2	0	3	0	JET Stoller C. (199)	0	0	0	0
AAR Bartolacci (12)	6	0	3	0	CES Peal D. (27)	2	0	0	0	NPB Baalrud S. (25)	22	2	3	0
AAR Vaughn C. (97)	4	2	1	0	CES Copp A. (9)	1	0	0	0	NPB Aliff D. (8)	10	1	0	0
AAR Lynn K. (40)	3	1	0	0	CES Barnes J. (199)	0	0	0	0	NPB Jefferson (19)	8	0	1	0
AAR Barnes P. (28)	2	0	0	0	CES O'Brien C. (5)	0	0	0	0	NPB Joshi C. (12)	8	1	0	0
AAR Lobdell G. (16)	1	0	0	0	DVY Carlson C. (9)	13	2	0	0	NPB Holmstrom (16)	6	1	5	0
AAR Greene S. (199)	0	0	0	0	DVY Nilsson J. (11)	10	1	0	0	NPB Marentette (9)	5	0	0	0
AAR Pokorney M (119)	0	0	0	0	DVY Hutton C. (16)	9	1	1	0	NPB Rouse C. (7)	5	1	0	0
AAR Schueler D (17)	0	0	0	0	DVY Hescheles (8)	8	1	0	0	NPB Talusan P. (24)	4	1	2	0
AST Huntzicker (21)	21	2	2	0	DVY Perry B. (7)	7	0	0	0	NPB Erps R. (14)	1	0	0	0
AST Mills J. (22)	16	0	2	0	DVY Udager A. (20)	5	0	2	0	NPB Grant J. (10)	1	0	0	0
AST Erps S. (9)	11	2	0	0	DVY Bourne B. (10)	3	0	3	0	NPB Verburg A. (199)	0	0	0	0
AST Was A. (17)	9	2	2	0	DVY Caruso M. (17)	3	0	2	0	PET Maltese C. (13)	19	2	7	0
AST Barden A. (3)	4	0	0	0	DVY Navarre G. (12)	1	0	0	0	PET Wells S. (16)	17	1	1	0
AST Waltz S. (18)	4	0	1	0	DVY Fisher J. (19)	0	0	0	0	PET Allen C. (11)	13	0	1	0
AST Kless J. (8)	2	0	1	0	DVY Weiler M. (199)	0	0	0	0	PET Opsahl Jef (19)	11	1	0	0
AST DeWolfe T. (19)	1	0	0	0	FDB Weiler C. (40)	15	0	1	0	PET Peterson S (20)	10	2	0	0
AST Hula A. (11)	1	0	0	0	FDB Dickinson (18)	12	0	0	0	PET Pawlowski (10)	6	1	0	0
AST Schroeder (4)	0	0	0	0	FDB Grantham L (11)	6	0	1	0	PET Forward J. (15)	4	0	3	0
AST Schroeder (199)	0	0	0	0	FDB Ellies B. (14)	5	0	0	0	PET Nesbitt R. (22)	1	0	0	0
AWR Lewis J. (69)	21	2	2	0	FDB Hall E. (10)	4	0	0	0	PET Boutin J. (12)	0	0	0	0
AWR Hattie M. (40)	16	1	3	0	FDB Oxender A. (9)	4	0	1	0	PET Heald D. (17)	0	0	0	0
AWR Joffe Brya (22)	8	1	3	0	FDB Sarosi M. (22)	4	0	0	0	PET Parks C. (199)	0	0	0	0
AWR Fitzpatric (7)	7	0	0	0	FDB McClelland (3)	2	0	0	0					

# AAMHL Assists by player

Winter 2025

April 24, 2026

*All = Reg Season + Playoff; PO = Playoff only; SB = Substitute only*

<i>Team</i>	<i>Name</i>	<i>All</i>	<i>PO</i>	<i>SB</i>	<i>Team</i>	<i>Name</i>	<i>All</i>	<i>PO</i>	<i>SB</i>	<i>Team</i>	<i>Name</i>	<i>All</i>	<i>PO</i>	<i>SB</i>
42N	O'Brien M. (12)	17	0	2	AWR	Joffe Brya (22)	5	0	2	FDB	McClelland (3)	3	0	0
42N	Ideson R. (9)	15	0	2	AWR	Johnson A. (4)	5	0	0	FDB	Sarosi M. (22)	3	0	0
42N	Foster D. (4)	13	0	0	AWR	Edwards S. (14)	4	0	0	FDB	Cramer M. (199)	0	0	0
42N	Ahlquist S (7)	9	1	1	AWR	Gilson T. (12)	4	1	0	JET	Stevens D. (9)	17	1	7
42N	McBride R. (8)	8	1	0	AWR	Wilkins F. (19)	3	0	3	JET	Joffe M. (4)	10	0	0
42N	Rothhaar D (15)	5	0	2	AWR	Paterson A (3)	1	0	0	JET	Porter J. (8)	8	2	0
42N	Yanca J. (6)	5	0	0	AWR	Daum K. (199)	0	0	0	JET	Perkins T. (7)	7	2	1
42N	Crichton J (42)	4	0	0	CES	Joffe E. (40)	10	2	0	JET	Black S. (12)	6	0	0
42N	Kessler S. (5)	3	0	2	CES	Klempay T. (6)	9	0	0	JET	Crawford M (10)	5	0	0
42N	Foster M. (10)	2	0	0	CES	Langrock E (22)	9	0	1	JET	Bogard S. (13)	4	1	0
42N	Cieciak C. (199)	1	0	0	CES	Nalepa A. (20)	6	0	1	JET	Roberts J. (3)	2	1	0
AAR	Montalban (8)	7	0	5	CES	Anday C. (8)	4	0	0	JET	Snyder J. (5)	2	0	2
AAR	Jilek J. (13)	6	0	0	CES	Frusti P. (7)	4	0	0	JET	Frantzeska (6)	1	0	1
AAR	Lynn K. (40)	6	2	0	CES	Peal D. (27)	4	0	0	JET	Stoller C. (199)	0	0	0
AAR	Barnes P. (28)	5	0	0	CES	Copp A. (9)	2	0	2	NPB	Jefferson (19)	15	1	0
AAR	Bartolacci (12)	4	0	3	CES	O'Brien C. (5)	2	1	0	NPB	Baalrud S. (25)	10	2	0
AAR	Vaughn C. (97)	4	0	1	CES	Stefan A. (16)	1	0	1	NPB	Joshi C. (12)	8	1	0
AAR	Dillen K. (19)	2	0	0	CES	Barnes J. (199)	0	0	0	NPB	Holmstrom (16)	7	1	3
AAR	Lobdell G. (16)	2	0	0	DVY	Nilsson J. (11)	18	2	0	NPB	Rouse C. (7)	6	1	0
AAR	Schueler D (17)	1	0	0	DVY	Udager A. (20)	16	0	2	NPB	Erps R. (14)	5	1	1
AAR	Greene S. (199)	0	0	0	DVY	Perry B. (7)	9	1	1	NPB	Talusan P. (24)	5	0	1
AAR	Pokorney M (119)	0	0	0	DVY	Hescheles (8)	8	1	1	NPB	Grant J. (10)	4	0	0
AST	Erps S. (9)	17	1	0	DVY	Carlson C. (9)	7	0	0	NPB	Marentette (9)	4	0	0
AST	Was A. (17)	12	2	2	DVY	Bourne B. (10)	4	1	3	NPB	Aliff D. (8)	3	0	1
AST	Huntzicker (21)	9	0	1	DVY	Caruso M. (17)	4	0	2	NPB	Verburg A. (199)	0	0	0
AST	Mills J. (22)	9	0	0	DVY	Navarre G. (12)	4	0	1	PET	Maltese C. (13)	15	0	1
AST	Barden A. (3)	7	3	1	DVY	Hutton C. (16)	1	0	0	PET	Peterson S (20)	11	0	2
AST	Waltz S. (18)	6	0	1	DVY	Weiler M. (199)	1	0	0	PET	Pawlowski (10)	10	2	0
AST	Hula A. (11)	3	0	0	DVY	Fisher J. (19)	0	0	0	PET	Wells S. (16)	10	1	0
AST	Kless J. (8)	3	0	0	FDB	Weiler C. (40)	12	0	1	PET	Forward J. (15)	9	1	1
AST	DeWolfe T. (19)	2	1	0	FDB	Dickinson (18)	8	0	0	PET	Allen C. (11)	8	0	1
AST	Schroeder (4)	1	0	1	FDB	Blackburn (77)	6	0	0	PET	Heald D. (17)	7	0	0
AST	Schroeder (199)	0	0	0	FDB	Ellies B. (14)	6	0	2	PET	Opsahl Jef (19)	7	2	0
AWR	Hattie M. (40)	25	3	3	FDB	Grantham L (11)	6	0	1	PET	Boutin J. (12)	5	1	0
AWR	Lewis J. (69)	10	1	3	FDB	Gregory E. (24)	6	0	2	PET	Nesbitt R. (22)	5	1	3
AWR	Clavier A. (9)	6	0	1	FDB	Oxender A. (9)	5	0	1	PET	Parks C. (199)	0	0	0
AWR	Fitzpatric (7)	5	1	0	FDB	Hall E. (10)	4	0	0					

# AAMHL Points by player

Winter 2025

April 24, 2026

*All = Reg Season + Playoff; PO = Playoff only; SB = Substitute only*

<i>Team</i>	<i>Name</i>	<i>All</i>	<i>PO</i>	<i>SB</i>	<i>Team</i>	<i>Name</i>	<i>All</i>	<i>PO</i>	<i>SB</i>	<i>Team</i>	<i>Name</i>	<i>All</i>	<i>PO</i>	<i>SB</i>
42N	O'Brien M. (12)	33	0	3	AWR	Clavier A. (9)	11	0	2	FDB	Gregory E. (24)	6	0	3
42N	Ideson R. (9)	31	0	4	AWR	Edwards S. (14)	8	1	1	FDB	McClelland (3)	5	0	0
42N	Foster D. (4)	24	1	1	AWR	Gilson T. (12)	5	1	0	FDB	Cramer M. (199)	0	0	0
42N	Ahlquist S (7)	18	1	3	AWR	Johnson A. (4)	5	0	0	JET	Stevens D. (9)	35	2	8
42N	McBride R. (8)	16	1	0	AWR	Wilkins F. (19)	5	1	4	JET	Porter J. (8)	20	2	0
42N	Kessler S. (5)	11	0	3	AWR	Daum K. (199)	1	0	0	JET	Joffe M. (4)	17	0	0
42N	Rothhaar D (15)	10	2	4	AWR	Paterson A (3)	1	0	1	JET	Perkins T. (7)	14	2	1
42N	Yanca J. (6)	7	0	0	CES	Joffe E. (40)	19	4	2	JET	Crawford M (10)	12	2	0
42N	Crichton J (42)	5	0	0	CES	Klempay T. (6)	18	3	0	JET	Black S. (12)	9	1	0
42N	Foster M. (10)	2	0	0	CES	Langrock E (22)	17	1	1	JET	Bogard S. (13)	8	2	0
42N	Cieciek C. (199)	1	0	0	CES	Anday C. (8)	11	0	1	JET	Snyder J. (5)	4	0	4
AAR	Montalban (8)	21	0	12	CES	Frusti P. (7)	10	0	1	JET	Frantzeska (6)	3	0	1
AAR	Jilek J. (13)	15	0	0	CES	Nalepa A. (20)	8	0	4	JET	Roberts J. (3)	3	1	1
AAR	Bartolacci (12)	10	0	6	CES	Peal D. (27)	6	0	0	JET	Stoller C. (199)	0	0	0
AAR	Dillen K. (19)	9	2	1	CES	Stefan A. (16)	4	0	2	NPB	Baalrud S. (25)	32	4	3
AAR	Lynn K. (40)	9	3	0	CES	Copp A. (9)	3	0	2	NPB	Jefferson (19)	23	1	1
AAR	Vaughn C. (97)	8	2	2	CES	O'Brien C. (5)	2	1	0	NPB	Joshi C. (12)	16	2	0
AAR	Barnes P. (28)	7	0	0	CES	Barnes J. (199)	0	0	0	NPB	Aliff D. (8)	13	1	1
AAR	Lobdell G. (16)	3	0	0	DVY	Nilsson J. (11)	28	3	0	NPB	Holmstrom (16)	13	2	8
AAR	Schueler D (17)	1	0	0	DVY	Udager A. (20)	21	0	4	NPB	Rouse C. (7)	11	2	0
AAR	Greene S. (199)	0	0	0	DVY	Carlson C. (9)	20	2	0	NPB	Marentette (9)	9	0	0
AAR	Pokorney M (119)	0	0	0	DVY	Hescheles (8)	16	2	1	NPB	Talusan P. (24)	9	1	3
AST	Huntzicker (21)	30	2	3	DVY	Perry B. (7)	16	1	1	NPB	Erps R. (14)	6	1	1
AST	Erps S. (9)	28	3	0	DVY	Hutton C. (16)	10	1	1	NPB	Grant J. (10)	5	0	0
AST	Mills J. (22)	25	0	2	DVY	Bourne B. (10)	7	1	6	NPB	Verburg A. (199)	0	0	0
AST	Was A. (17)	21	4	4	DVY	Caruso M. (17)	7	0	4	PET	Maltese C. (13)	34	2	8
AST	Barden A. (3)	11	3	1	DVY	Navarre G. (12)	5	0	1	PET	Wells S. (16)	27	2	1
AST	Waltz S. (18)	10	0	2	DVY	Weiler M. (199)	1	0	0	PET	Allen C. (11)	21	0	2
AST	Kless J. (8)	5	0	1	DVY	Fisher J. (19)	0	0	0	PET	Peterson S (20)	21	2	2
AST	Hula A. (11)	4	0	0	FDB	Weiler C. (40)	27	0	2	PET	Opsahl Jef (19)	18	3	0
AST	DeWolfe T. (19)	3	1	0	FDB	Dickinson (18)	20	0	0	PET	Pawlowski (10)	16	3	0
AST	Schroeder (4)	1	0	1	FDB	Grantham L (11)	12	0	2	PET	Forward J. (15)	13	1	4
AST	Schroeder (199)	0	0	0	FDB	Ellies B. (14)	11	0	2	PET	Heald D. (17)	7	0	0
AWR	Hattie M. (40)	41	4	6	FDB	Oxender A. (9)	9	0	2	PET	Nesbitt R. (22)	6	1	3
AWR	Lewis J. (69)	31	3	5	FDB	Hall E. (10)	8	0	0	PET	Boutin J. (12)	5	1	0
AWR	Joffe Brya (22)	13	1	5	FDB	Sarosi M. (22)	7	0	0	PET	Parks C. (199)	0	0	0
AWR	Fitzpatric (7)	12	1	0	FDB	Blackburn (77)	6	0	0					

# AAMHL Penalties by player

Winter 2025  
April 24, 2026

<i>Team</i>	<i>Name</i>	<i>Total</i>	<i>Category</i>	<i>Team</i>	<i>Name</i>	<i>Total</i>	<i>Category</i>	<i>Team</i>	<i>Name</i>	<i>Total</i>	<i>Category</i>
42N	Ahlquist S.	3	Conformist	AWR	Gilson T.	2	Conformist	FDB	Oxender A.	2	Conformist
42N	Cieciak C.	0	Conformist	AWR	Hattie M.	1	Conformist	FDB	Sarosi M.	1	Conformist
42N	Crichton J.	2	Conformist	AWR	Joffe Bryan	3	Conformist	FDB	Weiler C.	0	Conformist
42N	Foster D.	2	Conformist	AWR	Johnson A.	0	Conformist	JET	Black S.	3	Extremist
42N	Foster M.	0	Conformist	AWR	Lewis J.	1	Conformist	JET	Bogard S.	0	Conformist
42N	Ideson R.	0	Conformist	AWR	Paterson A.	0	Conformist	JET	Crawford M.	2	Conformist
42N	Kessler S.	0	Conformist	AWR	Wilkins F.	3	Conformist	JET	Frantzeskakis P	2	Conformist
42N	McBride R.	0	Conformist	CES	Anday C.	0	Conformist	JET	Joffe M.	0	Conformist
42N	O'Brien M.	1	Conformist	CES	Barnes J.	0	Conformist	JET	Perkins T.	0	Conformist
42N	Rothhaar D.	0	Conformist	CES	Copp A.	1	Conformist	JET	Porter J.	0	Conformist
42N	Yanca J.	0	Conformist	CES	Frusti P.	1	Conformist	JET	Roberts J.	1	Conformist
AAR	Barnes P.	0	Conformist	CES	Joffe E.	0	Conformist	JET	Snyder J.	3	Conformist
AAR	Bartolacci A.	1	Conformist	CES	Klempay T.	1	Conformist	JET	Stevens D.	0	Conformist
AAR	Dillen K.	1	Conformist	CES	Langrock E.	0	Conformist	JET	Stoller C.	0	Conformist
AAR	Greene S.	0	Conformist	CES	Nalepa A.	0	Conformist	NPB	Aliff D.	2	Conformist
AAR	Jilek J.	0	Conformist	CES	O'Brien C.	0	Conformist	NPB	Baalrud S.	1	Conformist
AAR	Lobdell G.	1	Conformist	CES	Peal D.	0	Conformist	NPB	Erps R.	2	Conformist
AAR	Lynn K.	0	Conformist	CES	Stefan A.	0	Conformist	NPB	Grant J.	0	Conformist
AAR	Montalban A.	1	Conformist	DVY	Bourne B.	2	Conformist	NPB	Holmstrom E.	0	Conformist
AAR	Pokorney M.	0	Conformist	DVY	Carlson C.	0	Conformist	NPB	Jefferson D.	0	Conformist
AAR	Schueler D.	5	Tripper	DVY	Caruso M.	1	Conformist	NPB	Joshi C.	3	Conformist
AAR	Vaughn C.	4	Conformist	DVY	Fisher J.	0	Conformist	NPB	Marentette B.	1	Conformist
AST	Barden A.	0	Conformist	DVY	Hescheles D.	1	Conformist	NPB	Rouse C.	0	Conformist
AST	DeWolfe T.	2	Conformist	DVY	Hutton C.	0	Conformist	NPB	Talusan P.	0	Conformist
AST	Erps S.	2	Conformist	DVY	Navarre G.	1	Conformist	NPB	Verburg A.	0	Conformist
AST	Hula A.	2	Conformist	DVY	Nilsson J.	1	Conformist	PET	Allen C.	2	Conformist
AST	Huntzicker D.	1	Conformist	DVY	Perry B.	1	Conformist	PET	Boutin J.	0	Conformist
AST	Kless J.	1	Conformist	DVY	Udager A.	3	Conformist	PET	Forward J.	0	Conformist
AST	Mills J.	1	Conformist	DVY	Weiler M.	0	Conformist	PET	Heald D.	0	Conformist
AST	Schroeder B.	2	Conformist	FDB	Blackburn R.	1	Conformist	PET	Maltese C.	0	Conformist
AST	Schroeder D.	0	Conformist	FDB	Cramer M.	0	Conformist	PET	Nesbitt R.	2	Conformist
AST	Waltz S.	3	Conformist	FDB	Dickinson G.	0	Conformist	PET	Opsahl Jeff	4	Conformist
AST	Was A.	2	Conformist	FDB	Ellies B.	0	Conformist	PET	Parks C.	0	Conformist
AWR	Clavier A.	1	Conformist	FDB	Grantham L.	1	Conformist	PET	Pawlowski B.	1	Conformist
AWR	Daum K.	0	Conformist	FDB	Gregory E.	0	Conformist	PET	Peterson S.	0	Conformist
AWR	Edwards S.	0	Conformist	FDB	Hall E.	2	Conformist	PET	Wells S.	1	Conformist
AWR	Fitzpatrick M.	2	Conformist	FDB	McClelland J.	1	Conformist				

# Points Per Game By Year

Winter 2025  
April 24, 2026

Name	Points per Game per Year				Trend	Name	Points per Game per Year				Trend	Name	Points per Game per Year				Trend
	2025	2024	2023	2022	Rank		2025	2024	2023	2022	Rank		2025	2024	2023	2022	Rank
Ahquist S.	0.66	0.63	0.92	0.73		Gilson T.	0.19	0.43	0.33	0.40		Nalepa A.	0.53	0.27	0.50	0.55	
Aliff D.	0.88	0.00	0.00	0.00		Grant J.	0.14	0.15	0.23	0.37		Navarre G.	0.14	0.24	0.13	0.34	
Allen C.	0.85	0.00	0.00	0.00		Grantham L.	0.48	0.50	0.64	0.60		Nesbitt R.	0.39	0.12	0.30	0.29	
Anday C.	0.86	0.00	0.00	0.00		Gregory E.	0.27	0.28	0.17	0.38		Nilsson J.	1.36	1.42	1.47	1.36	
Baalrud S.	1.21	1.00	0.00	0.00		Hall E.	0.52	0.85	1.00	1.00		O'Brien C.	0.28	0.45	0.27	0.38	
Barden A.	0.36	0.27	0.00	0.00		Hattie M.	1.72	0.00	0.00	0.00		O'Brien M.	1.49	1.16	1.58	1.39	
Barnes P.	0.22	0.43	0.35	0.24		Heald D.	0.28	0.32	0.18	0.18		Opsahl Jeff	0.54	0.31	0.28	0.63	
Bartolacci A.	0.74	0.58	0.00	0.00		Hescheles D.	0.73	0.70	0.57	0.58		Oxender A.	1.00	0.96	1.05	1.08	
Black S.	0.56	0.00	0.00	0.00		Holmstrom E.	0.79	0.67	0.91	0.90		Paterson A.	0.18	0.36	0.14	0.33	
Blackburn R.	0.28	0.27	0.31	0.54		Hula A.	0.17	0.13	0.19	0.00		Pawlowski B.	0.60	0.68	0.38	0.49	
Bogard S.	0.33	0.40	0.26	0.43		Huntzicker D.	1.33	1.98	1.91	1.67		Peal D.	0.19	0.15	0.19	0.20	
Bourne B.	0.81	0.83	0.94	0.00		Hutton C.	0.45	0.36	0.37	0.33	1	Perkins T.	0.91	1.12	0.98	0.72	
Boutin J.	0.31	0.35	0.13	0.47		Ideson R.	1.32	0.00	0.00	0.00		Perry B.	0.59	0.74	0.89	1.00	
Carlson C.	1.28	1.08	0.91	1.31		Jefferson D.	0.88	0.89	0.96	0.69		Peterson S.	0.73	0.95	0.70	1.42	
Caruso M.	0.52	0.00	0.00	0.00		Jilek J.	0.91	1.02	0.00	0.00		Pokorney M.	0.89	0.90	0.78	0.80	
Clavier A.	0.46	0.53	0.50	0.92		Joffe Bryan	0.54	0.60	0.00	0.00		Porter J.	1.06	0.73	1.29	1.16	
Copp A.	0.30	0.42	0.19	0.21		Joffe E.	1.09	1.41	1.02	1.16		Roberts J.	0.24	0.21	0.37	0.73	
Crawford M.	0.94	0.63	1.07	0.82		Joffe M.	0.60	0.78	0.59	1.10		Rothhaar D.	0.50	0.00	0.00	0.00	
Crichton J.	0.26	0.33	0.12	0.48		Johnson A.	0.16	0.14	0.16	0.18		Rouse C.	0.34	0.20	0.37	0.30	
DeWolfe T.	0.29	0.58	0.54	0.49		Joshi C.	0.73	0.00	0.00	0.00		Sarosi M.	0.33	0.29	0.42	0.30	
Dickinson G.	1.32	1.08	0.83	1.39		Kessler S.	0.47	0.39	0.25	0.52		Schroeder B.	0.10	0.00	0.00	0.00	
Dillen K.	0.48	0.46	0.00	0.53		Klempay T.	1.06	0.00	0.00	0.00		Schueler D.	0.18	0.36	0.33	0.50	
Edwards S.	0.39	0.23	0.68	0.59		Kless J.	0.31	0.36	0.48	0.38		Snyder J.	0.24	0.00	0.00	0.00	
Ellies B.	0.50	0.53	0.69	0.71		Langrock E.	0.60	0.63	0.35	0.00		Stefan A.	0.37	0.35	0.05	0.26	
Erps R.	0.21	0.16	0.19	0.30		Lewis J.	1.09	0.00	0.00	0.00		Stevens D.	1.49	1.40	1.20	1.33	
Erps S.	1.05	1.41	1.33	1.34		Lobdell G.	0.16	0.28	0.19	0.32		Talusan P.	0.50	0.16	0.47	0.31	
Fisher J.	0.03	0.09	0.12	0.12		Lynn K.	0.30	0.24	0.00	0.00		Udager A.	0.67	0.66	0.73	0.00	
Fitzpatrick M.	0.41	0.66	0.76	1.05		Maltese C.	1.39	1.39	1.77	0.00		Vaughn C.	0.38	0.85	0.41	1.23	
Forward J.	0.70	0.29	0.53	0.43		Marentette B.	1.00	0.00	0.00	0.00		Waltz S.	0.49	0.46	0.32	0.66	
Foster D.	0.83	0.78	1.03	1.23		McBride R.	0.65	0.53	0.54	0.67		Was A.	1.00	0.00	0.00	0.00	
Foster M.	0.17	0.25	0.22	0.24		McClelland J.	0.29	0.34	0.23	0.25		Weiler C.	1.09	1.15	0.98	1.00	
Frantzeskakis P.	0.36	0.38	0.24	0.42		Mills J.	1.00	0.00	0.00	0.00		Wells S.	0.98	1.11	0.57	0.94	
Frusti P.	0.87	1.12	1.82	1.42		Montalban A.	1.17	1.38	1.68	0.00		Wilkins F.	0.24	0.09	0.33	0.26	
												Yanca J.	0.70	0.00	0.00	0.00	

Trend Rank = A rank of the players with an increasing rate of the number of points per game per year over the last 5 years.

The rank number is based on the slope of a least-square linear fit to the last five years of points per game data for each player.

The lower the rank number the greater the rate of increase in points per game per year.

The quality of the fit (coefficient of determination) must be greater than 0.4 to be assigned a rank

# Player points since 2006

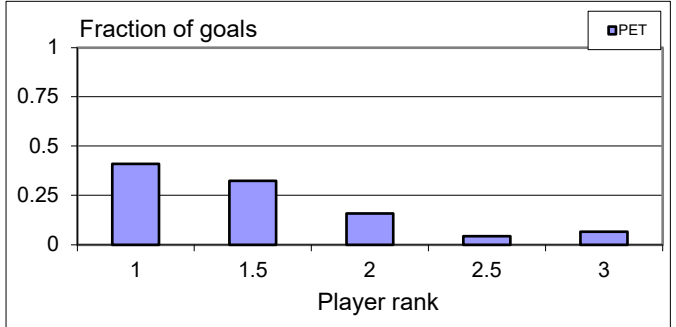
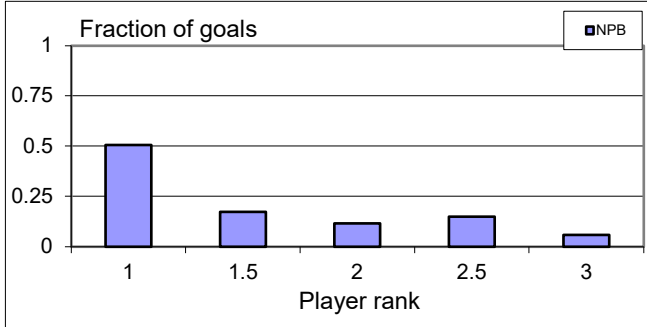
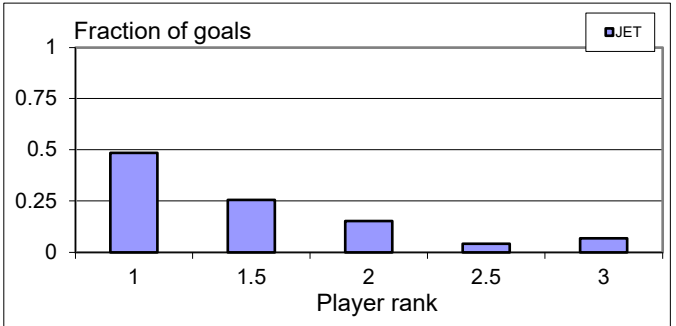
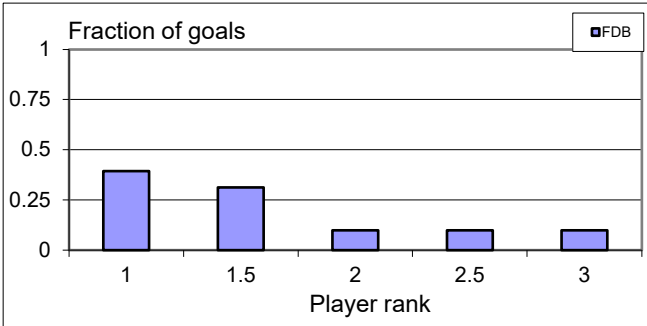
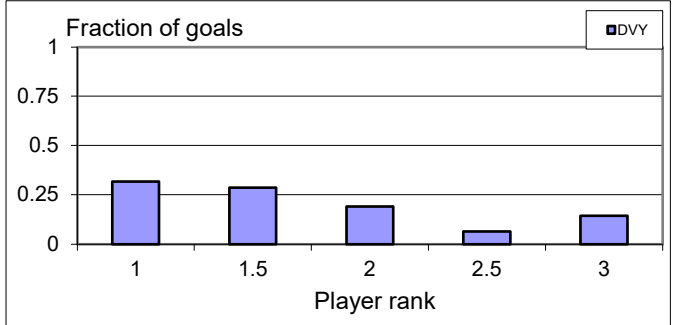
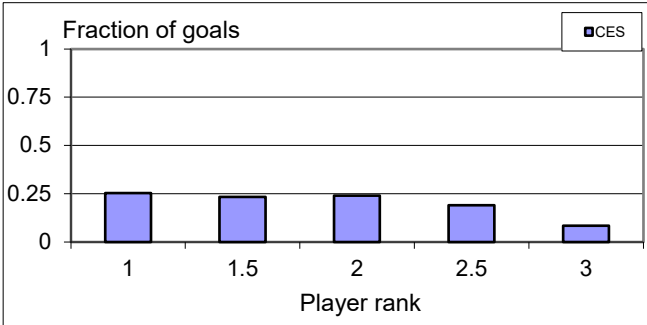
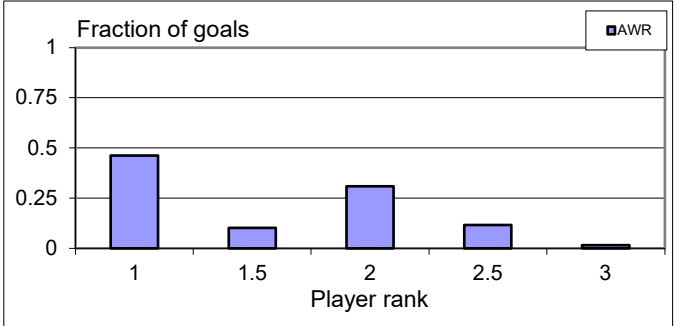
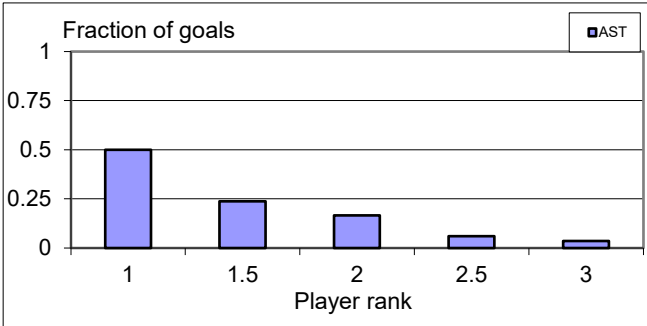
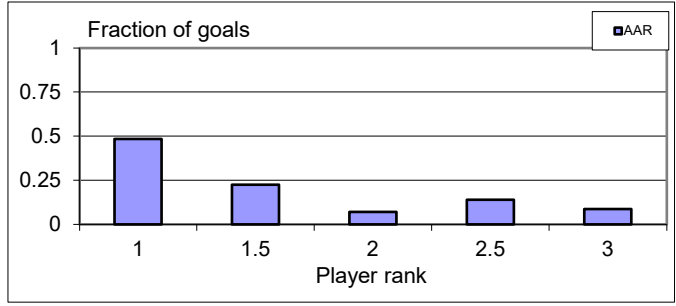
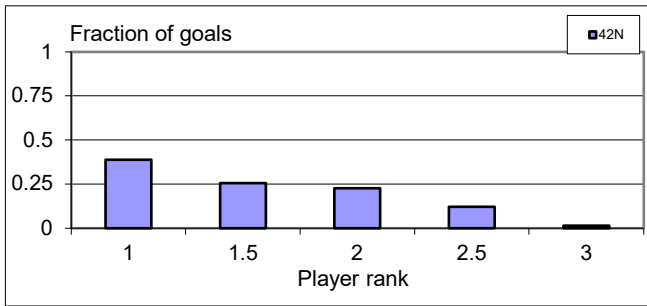
Winter 2025  
April 24, 2026

Name	Games	Goals	Asists	Points/Game	Name	Games	Goals	Asists	Points/Game	Name	Games	Goals	Asists	Points/Game
Ahlquist S.	226	71	93	0.73	Gilson T.	559	134	187	0.57	Nilsson J.	155	111	108	1.41
Aliff D.	14	10	3	0.93	Grant J.	199	10	44	0.27	O'Brien C.	407	46	164	0.52
Allen C.	20	13	8	1.05	Grantham L.	864	411	425	0.97	O'Brien M.	401	336	333	1.67
Anday C.	12	7	4	0.92	Greene S.	396	0	0	0.00	Opsahl Jeff	438	210	224	0.99
Baalrud S.	59	47	22	1.17	Gregory E.	333	59	110	0.51	Oxender A.	191	97	87	0.96
Barden A.	66	8	12	0.30	Hall E.	286	170	143	1.09	Parks C.	170	0	6	0.04
Barnes J.	701	0	14	0.02	Hattie M.	41	27	48	1.83	Paterson A.	289	34	74	0.37
Barnes P.	935	219	371	0.63	Heald D.	245	14	51	0.27	Pawlowski B.	261	90	74	0.63
Bartolacci A.	74	30	21	0.69	Hescheles D.	259	96	85	0.70	Peal D.	487	44	99	0.29
Black S.	15	3	6	0.60	Holmstrom E.	349	206	149	1.02	Perkins T.	254	135	115	0.98
Blackburn R.	337	78	107	0.55	Hula A.	115	6	13	0.17	Perry B.	591	302	414	1.21
Bogard S.	819	253	285	0.66	Huntzicker D.	388	469	287	1.95	Peterson S.	390	161	202	0.93
Bourne B.	73	23	38	0.84	Hutton C.	253	57	60	0.46	Pokorney M.	813	592	462	1.30
Boutin J.	731	176	264	0.60	Ideson R.	33	21	25	1.39	Porter J.	201	160	99	1.29
Carlson C.	241	192	134	1.35	Jefferson D.	194	98	80	0.92	Roberts J.	478	96	189	0.60
Caruso M.	19	3	4	0.37	Jilek J.	74	43	32	1.01	Rothhaar D.	19	5	5	0.53
Cieciak C.	454	1	10	0.02	Joffe Bryan	83	24	23	0.57	Rouse C.	214	17	46	0.29
Clavier A.	353	141	159	0.85	Joffe E.	460	430	262	1.50	Sarosi M.	785	181	225	0.52
Copp A.	415	23	157	0.43	Joffe M.	463	239	310	1.19	Schroeder B.	18	0	1	0.06
Cramer M.	205	0	1	0.00	Johnson A.	781	15	153	0.22	Schroeder D.	627	2	6	0.01
Crawford M.	205	90	98	0.92	Joshi C.	22	8	8	0.73	Schueler D.	618	86	211	0.48
Crichton J.	806	251	288	0.67	Kessler S.	400	82	96	0.45	Snyder J.	21	2	2	0.19
Daum K.	63	1	0	0.02	Klempay T.	34	18	18	1.06	Stefan A.	433	60	80	0.32
DeWolfe T.	437	167	185	0.81	Kless J.	514	79	130	0.41	Stevens D.	220	176	138	1.43
Dickinson G.	146	97	65	1.11	Langrock E.	96	20	34	0.56	Stoller C.	197	0	0	0.00
Dillen K.	101	22	26	0.48	Lewis J.	24	21	10	1.29	Talusan P.	154	25	29	0.35
Edwards S.	237	32	74	0.45	Lobdell G.	359	58	93	0.42	Udager A.	125	32	60	0.74
Ellies B.	324	115	108	0.69	Lynn K.	79	9	13	0.28	Vaughn C.	321	139	116	0.79
Erps R.	367	30	76	0.29	Maltese C.	98	83	59	1.45	Verburg A.	221	0	0	0.00
Erps S.	794	663	507	1.47	Marentette B.	8	5	4	1.13	Waltz S.	225	63	51	0.51
Fisher J.	749	13	155	0.22	McBride R.	197	61	72	0.68	Was A.	21	9	12	1.00
Fitzpatrick M.	506	255	215	0.93	McClelland J.	896	110	297	0.45	Weiler C.	169	92	87	1.06
Forward J.	710	245	324	0.80	Mills J.	23	16	9	1.09	Weiler M.	89	0	1	0.01
Foster D.	525	343	266	1.16	Montalban A.	98	65	63	1.31	Wells S.	197	115	75	0.96
Foster M.	506	40	97	0.27	Nalepa A.	229	30	70	0.44	Wilkins F.	182	23	29	0.29
Frantzeskakis P.	745	86	228	0.42	Navarre G.	637	165	178	0.54	Yanca J.	10	2	5	0.70
Frusti P.	216	191	123	1.45	Nesbitt R.	195	18	54	0.37					

\*Games = Total number of possible games played starting in September 2006 including games played as a substitute.

# Goals by Ranking

Winter 2025  
April 24, 2026



Goals are normalized by the number of players at each rank level.