



CLOCK AND SCOREBOARD QUICK TIPS

Basic Instructions - tutorial



<https://www.youtube.com/watch?v=WdcYOrLY3iY>

CLOCK QUICK REFERENCE:





Set Clock Time:

- a. Press 
- b. Enter time on number pad. **TIP. To enter one minute, press 0 first (0,1,0,0)
- c. Press 

Set Period:

- a. Press 
- b. Enter period # (1, 2, or 3) on number pad.
- c. Press 

Scoring Goals:

- a. Press Home Score  or Visitor Score 
- b. To ADD a goal, Press 
- c. To SUBTRACT a goal, Press 

Shots on Goal:

- a. Press Home S.O.G. **HOME S.O.G.** or Visitor S.O.G. **VISITOR S.O.G.**
- b. To ADD a S.O.G., Press **+1
2:00**
- c. To SUBTRACT a S.O.G., Press **- 1
2:00**





Enter a Penalty

- a. Press Home Penalty **HOME PENALTY** or Visitor Penalty **VISITOR PENALTY**
- b. Press Minor, **+1
2:00** Major, **+2
5:00** or Misconduct **+3
10:00**
- c. Enter player # on number pad
- d. Press Enter **ENTER**








Delete a Penalty:

- a. Press Home Penalty **HOME PENALTY** or Visitor Penalty **VISITOR PENALTY**
- b. Press Clear **CLR**
- c. Enter player # on number pad
- d. Press Enter **ENTER**

Change Times of Penalty:

- a. Press Home Penalty  or Visitor Penalty 
- b. Enter player #
- c. Press Enter 
- d. Enter the correct time on the numeric keypad
- e. Press Enter 

Set Names of Teams:

- a. Press and hold Shift down 
- b. Press Home Score  or Visitor Score 
- c. When letters appear in the display window, release Shift key.
- d. To move cursor LEFT, press 
- e. To move cursor RIGHT, press 
- f. To choose letter, press 
- g. Press Enter when complete. 

NOTE: ** Make sure the hand-held clock controller is NOT set to "Time In." The console will beep uncontrollably when you try to do anything when this is set to "Time In."