



# THE OFFICIAL HOME OF **ELKS BOYS HIGH SCHOOL LACROSSE**

## Volunteering Instruction Guide

### Table of Contents

Field Setup & Takedown Volunteers .....	2
What will I be doing?.....	2
How much do I need to know about lacrosse to volunteer in this role?.....	4
Where is all the equipment? .....	4
When and Where to Report? .....	4
Ball Shagger (Home and Away Side Volunteers).....	5
What will I be doing?.....	5
How much do I need to know about lacrosse to volunteer in this role?.....	5
When and Where to Report? .....	5
Scorer's Table – Clock/Scoreboard Operator .....	6
What will I be doing?.....	6
Equipment Details .....	6
How much do I need to know about lacrosse to volunteer in this role?.....	6
When and Where to Report? .....	6
Scorer's Table – Scoresheet .....	7
What will I be doing?.....	7
How much do I need to know about lacrosse to volunteer in this role?.....	7
When and Where to Report? .....	7



# THE OFFICIAL HOME OF **ELKS BOYS HIGH SCHOOL LACROSSE**

## Field Setup & Takedown Volunteers

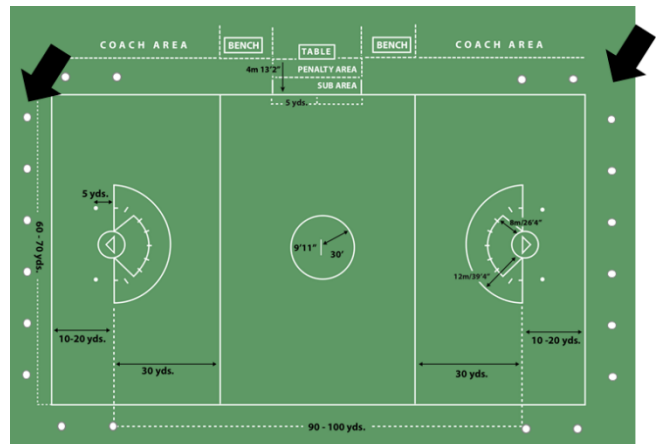
### What will I be doing?

The field setup volunteer will be responsible for the setup and preparation for both JV and Varsity games that take place on the home field that day.

This will include the following:

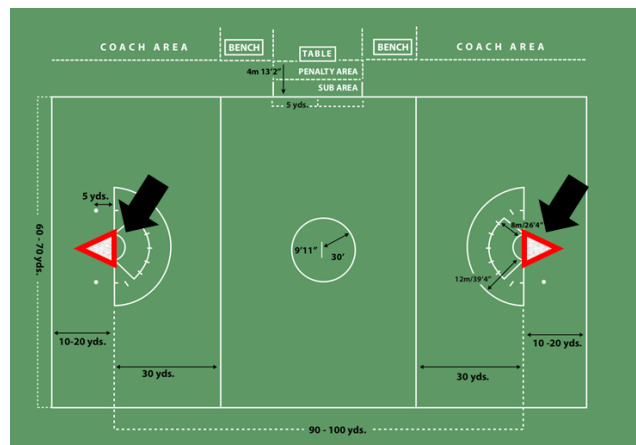
### Set up Goal line Lacrosse Balls

- Grab 12-15 balls from the practice ball bucket (to have some extra) and position them prior to game start
- 10 balls and are kept in rotation on the sidelines
  - 6 end line balls at end lines
  - 2 balls on either sideline of each end for sharp angle shots



### Place home and away goals

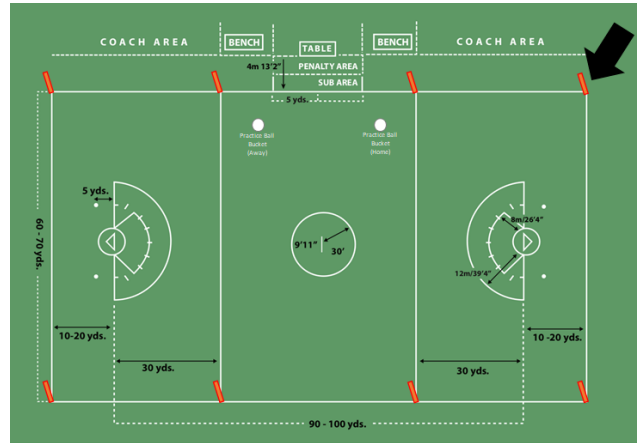
- Oak Knoll lacrosse nets aluminum and are relatively light but we also have Transport EZ Wheels system available which slide over the posts to help roll the nets into place.





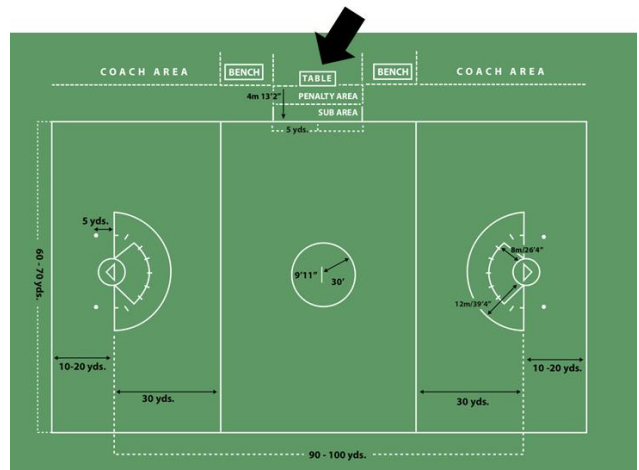
# THE OFFICIAL HOME OF **ELKS BOYS HIGH SCHOOL LACROSSE**

## Place of 8 field posts as shown



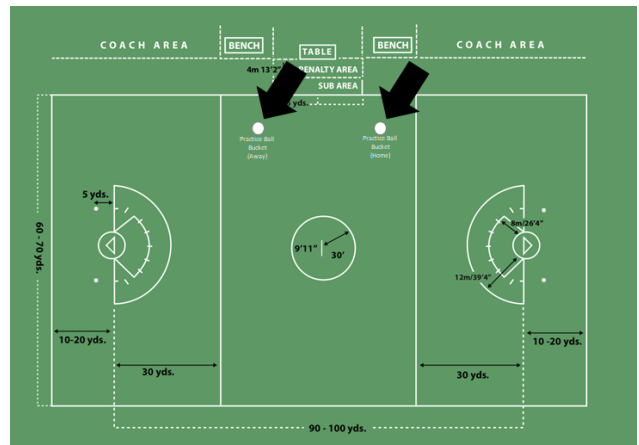
## Setup of Scorer's Table & Clock/Scoreboard Unit

- Setup the scorer's table
- Place the Clock/Scoreboard (Daktronics) unit on the scorer's table



## Place practice ball bucket

- Place home/away practice ball buckets in front of each team bench





**THE OFFICIAL HOME OF**

**ELKS BOYS HIGH SCHOOL LACROSSE**

**How much do I need to know about lacrosse to volunteer in this role?**

Nothing. The nets are heavy and require a strong adult to move them across the field. Everything else is a walk in the park.

**Where is all the equipment?**

The equipment is secured in the on-site field shed and will be unlocked by the Onsite Field Chairperson (Pat Pangborn 763.412.6576).

**When and Where to Report?**

The field setup volunteer should report to the field as indicated by the dibs item, typically that is about one hour before game start of the Junior Varsity game.

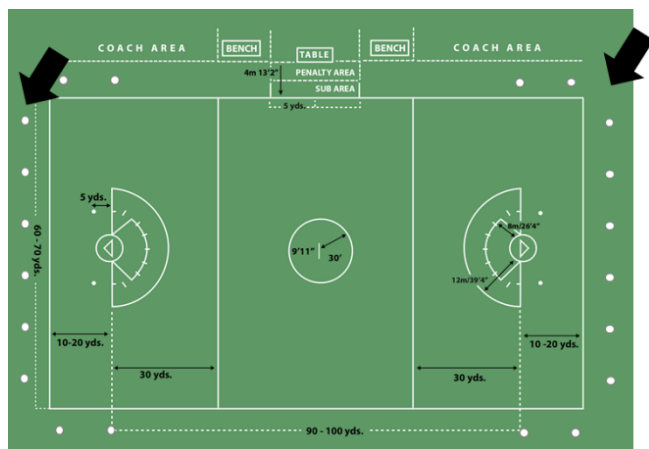


# THE OFFICIAL HOME OF **ELKS BOYS HIGH SCHOOL LACROSSE**

## Ball Shagger (Home and Away Side Volunteers)

### What will I be doing?

The ball shagger is positioned at the field end lines and replaces the end line balls (see black arrows in diagram) with balls that leave the field from missed passes or shots that leave the field.



### How much do I need to know about lacrosse to volunteer in this role?

Nothing. See ball fly by, replace ball with ball you have in hand. That is all.

### When and Where to Report?

The field setup volunteer will set up goal line balls, report to the home/away end line at the time indicated in the dibs item.



# THE OFFICIAL HOME OF **ELKS BOYS HIGH SCHOOL LACROSSE**

## Scorer's Table – Clock/Scoreboard Operator

### What will I be doing?

The clock/scoreboard operator manages the times and scores for the game. This activity will absolutely require the volunteer's full and undivided attention during the entire game. You will be called upon to interact with the game's officials and possibly also some of the team's coaching staff.

### Equipment Details

Daktronics Clock/Scoreboard Dashboard: The clock/scoreboard operating unit will be placed on the scorers tables by the field setup volunteer prior to the start of team warm-ups.

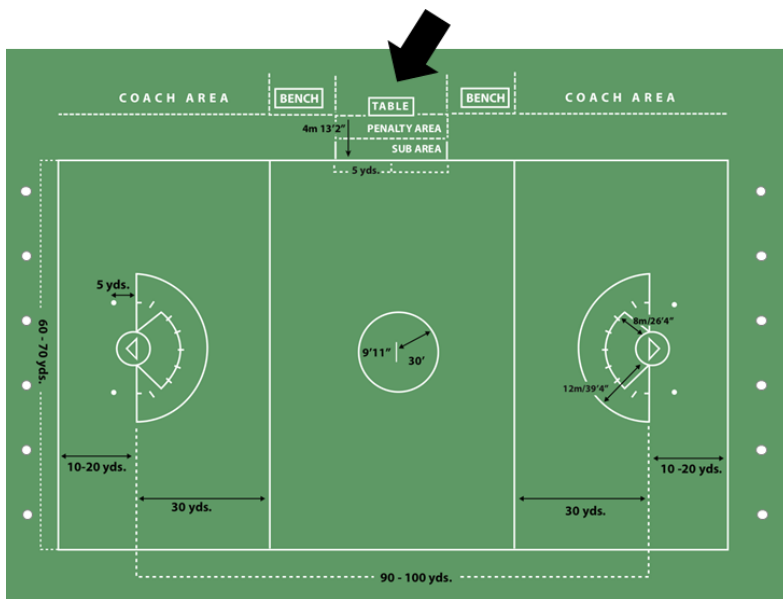
### **ADD CLOCK INSTRUCTIONS**

### How much do I need to know about lacrosse to volunteer in this role?

This is a volunteer where some lacrosse knowledge is beneficial as there is some interaction with game officials.

### When and Where to Report?

The clock unit will be placed on the scorer's table by the field setup volunteer, report to the scorer's table at the time indicated in the dibs item.





# THE OFFICIAL HOME OF **ELKS BOYS HIGH SCHOOL LACROSSE**

## Scorer's Table – Scoresheet

### What will I be doing?

The scoresheet volunteer manages recording the game details on the official game scoresheet.

This activity will require the volunteer's full and undivided attention during the entire game. You will be called upon to interact with the game's officials and possibly also some of the team's coaching staff.

You will be recording the game's scoring and penalties including clock times as well as infractions (penalties) so this is a role of detail and keeping up is important.

### ADD SCORESHEET INSTRUCTIONS

### How much do I need to know about lacrosse to volunteer in this role?

Nothing. Paying attention will be required, but this is a great volunteer role to help you learn more about lacrosse since you'll be near a lot of the action without needing to know a lot 😊.

### When and Where to Report?

Report to the field 10 minutes before game start.

The scoresheet will be left will be placed on the scorer's table by the home team manager(?)

