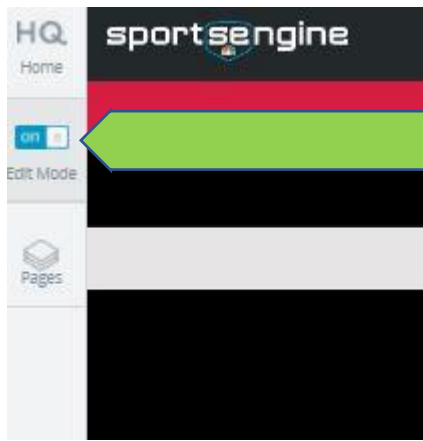





HOW TO SCORE A SCHEDULED GAME AND ENTER STATS

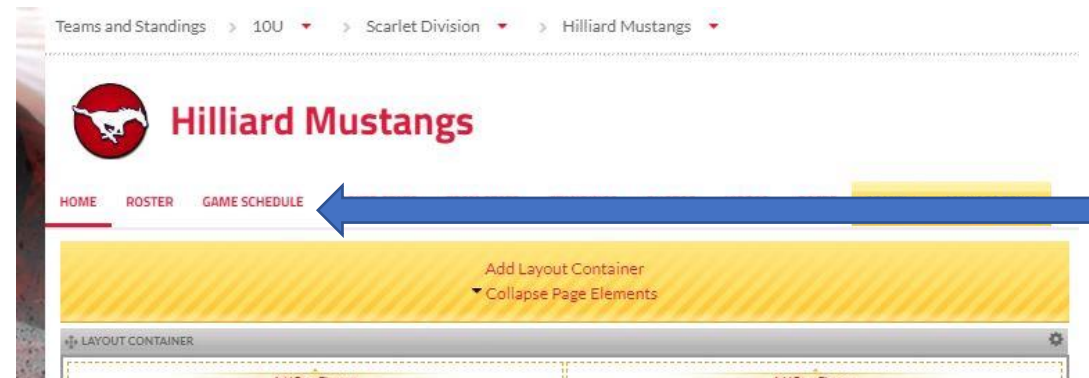


Please make sure you are on your team page and logged in and in edit mode.



This is how your page should look when you are in Edit mode.

Click on Game Schedule



| DATE | RESULT | OPPONENT | LOCATION | STATUS |
|------------|--------|--------------------------------------|---|--------------|
| Tue Apr 6 | W 17-7 | @ Hilliard Colts White | Alt Field, Municipal Way, Hilliard, OH, USA | FINAL |
| Tue Apr 6 | - | @ Bats Baseball Club - Harris (0-0) | | 11:30 PM EDT |
| Sat Apr 10 | - | @ Hilliard Colts Red (0-0) | Alt Field, Municipal Way, Hilliard, OH, USA | 3:00 PM EDT |
| Tue Apr 13 | - | Gahanna Lions Blue (0-0) | St James Lutheran Church, Trabue Road, Columbus, OH, USA | 6:00 PM EDT |
| Thu Apr 15 | - | @ West Jefferson Golden Gloves (0-0) | Jack "Rock" McDowell Athletic Complex, Converse Avenue, West Jefferson, OH, USA | 6:00 PM EDT |
| Sat Apr 17 | - | @ Hilliard Panthers (0-0) | 5985 Cara Rd, Dublin, OH 43016, USA - St. John's Field | 1:00 PM EDT |
| Tue Apr 20 | - | Ohio Thunder - Whatley (0-0) | St James Lutheran Church, Trabue Road, Columbus, OH, USA | 6:00 PM EDT |

Click on Game Status of the completed game to score it and add stats. Only Pitch Counts are required by rule



Hilliard Mustangs

HOME
ROSTER
GAME SCHEDULE
PLAYER STATS
TEAM STATS
STANDINGS
PHOTOS
VIDEOS
POSTS
ADMIN
MANAGE TEAM

GAME STATUS

SCHEDULED
IN PROGRESS
FINAL

Game is scheduled. Result and statistics will remain hidden to public until game status is updated to "In Progress" or "Final"

sportsengine

QUICK SCORE

Quick Scoring is not enabled for this season.

EDIT STATS

Manually enter team and player stats in tabular format.

Hilliard Mustangs

VS

BATS

Bats Baseball Club - Harris

Tue Apr 06 @ 11:30p

| | 1 | 2 | 3 | 4 | 5 | 6 | 7 | R | H | E |
|-----------------------------|---|---|---|---|---|---|---|---|---|---|
| Hilliard Mustangs | - | - | - | - | - | - | - | - | - | - |
| Bats Baseball Club - Harris | - | - | - | - | - | - | - | - | - | - |


TUE, APR 06, 2021
11:30 PM EDT

Game Preview
Photos
Videos
Comments

Click on Edit Stats



Quick score is not enabled



SCORE BY INNING

| TEAM | 1 | 2 | 3 | 4 | 5 | 6 | 7 |
|--------------------|---|---|---|---|---|---|---|
| HILLIARD MUSTANGS | 1 | 0 | 3 | 2 | 1 | 1 | |
| HILLIARD COLTS RED | 0 | 4 | 0 | 0 | 3 | 0 | |

Remove Inning | Add Another Inning

PLAYER STATISTICS
Enter stats for each player. Mouse over column headers to display a full description of each statistic's abbreviation.

HILLIARD MUSTANGS : BATTER STATS

| | PLAYED | # | NAME | PH | AB | R | H | 1B | 2B | 3B | HR | BB | IBB | RBI | HBP | SO | SB | CS | GDP | SF | SAC | |
|---|--------------------------|----|-------------------|----|----|---|---|----|----|----|----|----|-----|-----|-----|----|----|----|-----|----|-----|--|
| + | <input type="checkbox"/> | 2 | Wyatt Chamberlain | | | | | | | | | | | | | | | | | | | |
| + | <input type="checkbox"/> | 3 | Parker Beams | | | | | | | | | | | | | | | | | | | |
| + | <input type="checkbox"/> | 5 | Jagger Way | | | | | | | | | | | | | | | | | | | |
| + | <input type="checkbox"/> | 6 | Robert Tippie | | | | | | | | | | | | | | | | | | | |
| + | <input type="checkbox"/> | 9 | Aidan Cornell | | | | | | | | | | | | | | | | | | | |
| + | <input type="checkbox"/> | 10 | Dillon Rundio | | | | | | | | | | | | | | | | | | | |
| + | <input type="checkbox"/> | 12 | Liam Parrish | | | | | | | | | | | | | | | | | | | |
| + | <input type="checkbox"/> | 14 | Jaxon Solomon | | | | | | | | | | | | | | | | | | | |
| + | <input type="checkbox"/> | 19 | Ben Jereb | | | | | | | | | | | | | | | | | | | |
| + | <input type="checkbox"/> | 44 | Carter Jackson | | | | | | | | | | | | | | | | | | | |
| | | | Unattributed | | | | | | | | | | | | | | | | | | | |

HILLIARD MUSTANGS : PITCHER STATS

| | PLAYED | # | NAME | W | L | SV | SHO | IP | H | R | ER | HR | BB | IBB | SO | QS | GS | CG | HBP | PC |
|--|-------------------------------------|---|-------------------|---|---|----|-----|-----|---|---|----|----|----|-----|----|----|----|----|-----|----|
| | <input checked="" type="checkbox"/> | 2 | Wyatt Chamberlain | | | | | 0/3 | | | | | | | | | | | | 20 |
| | <input type="checkbox"/> | 3 | Parker Beams | | | | | 0/3 | | | | | | | | | | | | |
| | <input checked="" type="checkbox"/> | 5 | Jagger Way | | | | | 0/3 | | | | | | | | | | | | 32 |
| | <input checked="" type="checkbox"/> | 8 | Robert Tippie | | | | | 0/3 | | | | | | | | | | | | 18 |
| | <input type="checkbox"/> | 9 | Aidan Cornell | | | | | 0/3 | | | | | | | | | | | | |

Enter score here

To enter pitch counts, the Played Box must be checked for each pitcher that pitched in the game as well as the number of pitches thrown in the PC column as shown

| PLAYED | | # | NAME | PH | AB | R | H | 1B | 2B | 3B | HR | BB | IBB | RBI | HBP | SO | SB | CS | GDP | SF | SAC | |
|--------------------------|--|----|-----------------|--------------------------|----|---|---|----|----|----|----|----|-----|-----|-----|----|----|----|-----|----|-----|--|
| <input type="checkbox"/> | | 1 | Reid Austin | <input type="checkbox"/> | | | | | | | | | | | | | | | | | | |
| <input type="checkbox"/> | | 3 | Rocco Garrison | <input type="checkbox"/> | | | | | | | | | | | | | | | | | | |
| <input type="checkbox"/> | | 4 | Evan Fones | <input type="checkbox"/> | | | | | | | | | | | | | | | | | | |
| <input type="checkbox"/> | | 7 | Joey Russ | <input type="checkbox"/> | | | | | | | | | | | | | | | | | | |
| <input type="checkbox"/> | | 10 | Cayden Harris | <input type="checkbox"/> | | | | | | | | | | | | | | | | | | |
| <input type="checkbox"/> | | 11 | Griffin Lewis | <input type="checkbox"/> | | | | | | | | | | | | | | | | | | |
| <input type="checkbox"/> | | 12 | Jackson Crider | <input type="checkbox"/> | | | | | | | | | | | | | | | | | | |
| <input type="checkbox"/> | | 13 | Carson Paris | <input type="checkbox"/> | | | | | | | | | | | | | | | | | | |
| <input type="checkbox"/> | | 16 | Kaden Naudasher | <input type="checkbox"/> | | | | | | | | | | | | | | | | | | |
| <input type="checkbox"/> | | 21 | Vincent Palumbo | <input type="checkbox"/> | | | | | | | | | | | | | | | | | | |
| <input type="checkbox"/> | | 27 | Ethan Taylor | <input type="checkbox"/> | | | | | | | | | | | | | | | | | | |
| <input type="checkbox"/> | | 99 | Danny Schiavone | <input type="checkbox"/> | | | | | | | | | | | | | | | | | | |
| <input type="checkbox"/> | | | Unattributed | <input type="checkbox"/> | | | | | | | | | | | | | | | | | | |

| PLAYED | | # | NAME | W | L | SV | SHO | IP | H | R | ER | HR | BB | IBB | SO | QS | GS | CG | HBP | PC | WP | |
|--------------------------|--|----|-----------------|--------------------------|--------------------------|--------------------------|--------------------------|-----|---|---|----|----|----|-----|----|----|----|----|-----|----|----|--|
| <input type="checkbox"/> | | 1 | Reid Austin | <input type="checkbox"/> | <input type="checkbox"/> | <input type="checkbox"/> | <input type="checkbox"/> | 0/3 | | | | | | | | | | | | | | |
| <input type="checkbox"/> | | 3 | Rocco Garrison | <input type="checkbox"/> | <input type="checkbox"/> | <input type="checkbox"/> | <input type="checkbox"/> | 0/3 | | | | | | | | | | | | | | |
| <input type="checkbox"/> | | 4 | Evan Fones | <input type="checkbox"/> | <input type="checkbox"/> | <input type="checkbox"/> | <input type="checkbox"/> | 0/3 | | | | | | | | | | | | | | |
| <input type="checkbox"/> | | 7 | Joey Russ | <input type="checkbox"/> | <input type="checkbox"/> | <input type="checkbox"/> | <input type="checkbox"/> | 0/3 | | | | | | | | | | | | | | |
| <input type="checkbox"/> | | 10 | Cayden Harris | <input type="checkbox"/> | <input type="checkbox"/> | <input type="checkbox"/> | <input type="checkbox"/> | 0/3 | | | | | | | | | | | | | | |
| <input type="checkbox"/> | | 11 | Griffin Lewis | <input type="checkbox"/> | <input type="checkbox"/> | <input type="checkbox"/> | <input type="checkbox"/> | 0/3 | | | | | | | | | | | | | | |
| <input type="checkbox"/> | | 12 | Jackson Crider | <input type="checkbox"/> | <input type="checkbox"/> | <input type="checkbox"/> | <input type="checkbox"/> | 0/3 | | | | | | | | | | | | | | |
| <input type="checkbox"/> | | 13 | Carson Paris | <input type="checkbox"/> | <input type="checkbox"/> | <input type="checkbox"/> | <input type="checkbox"/> | 0/3 | | | | | | | | | | | | | | |
| <input type="checkbox"/> | | 16 | Kaden Naudasher | <input type="checkbox"/> | <input type="checkbox"/> | <input type="checkbox"/> | <input type="checkbox"/> | 0/3 | | | | | | | | | | | | | | |
| <input type="checkbox"/> | | 21 | Vincent Palumbo | <input type="checkbox"/> | <input type="checkbox"/> | <input type="checkbox"/> | <input type="checkbox"/> | 0/3 | | | | | | | | | | | | | | |
| <input type="checkbox"/> | | 27 | Ethan Taylor | <input type="checkbox"/> | <input type="checkbox"/> | <input type="checkbox"/> | <input type="checkbox"/> | 0/3 | | | | | | | | | | | | | | |

Pitch counts must be entered for both teams

BATS BASEBALL CLUB - HARRIS: FIELDER STATS

PLAYED # NAME

There are no stat categories enabled for fielders. To enable individual player statistics, please select desired stat categories on the Tool Settings tab of your League or Team.

BATS BASEBALL CLUB - HARRIS: CATCHER STATS

PLAYED # NAME

There are no stat categories enabled for catchers. To enable individual player statistics, please select desired stat categories on the Tool Settings tab of your League or Team.

1 - Reid Austin

You must click on the Save Stats box or you will lose all of the info you entered