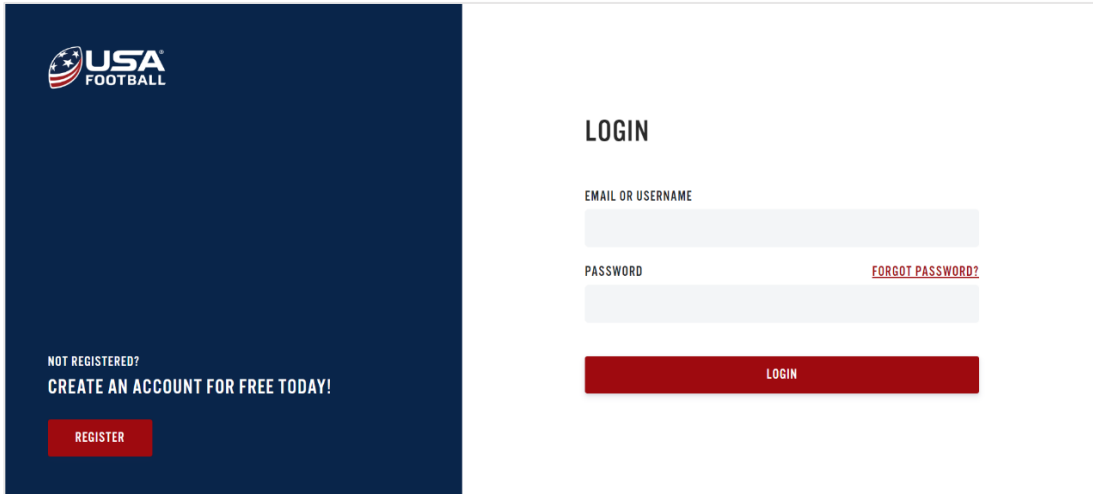


1

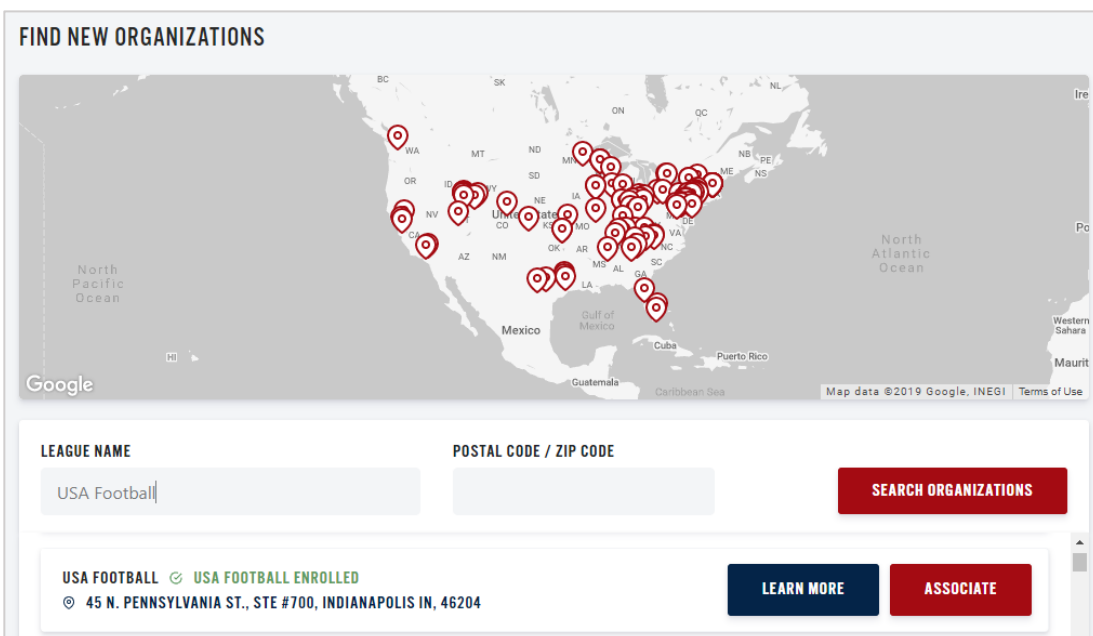
Login to your existing USA Football account at usafootball.com/login. If you do not currently have an account, select the **REGISTER** button.



The screenshot shows the USA Football login interface. On the left, a dark blue sidebar contains the USA Football logo at the top, followed by the text "NOT REGISTERED? CREATE AN ACCOUNT FOR FREE TODAY!" and a red "REGISTER" button. The main white area is titled "LOGIN" and features two input fields: "EMAIL OR USERNAME" and "PASSWORD". A red link "FORGOT PASSWORD?" is positioned to the right of the password field. Below the fields is a prominent red "LOGIN" button.

2

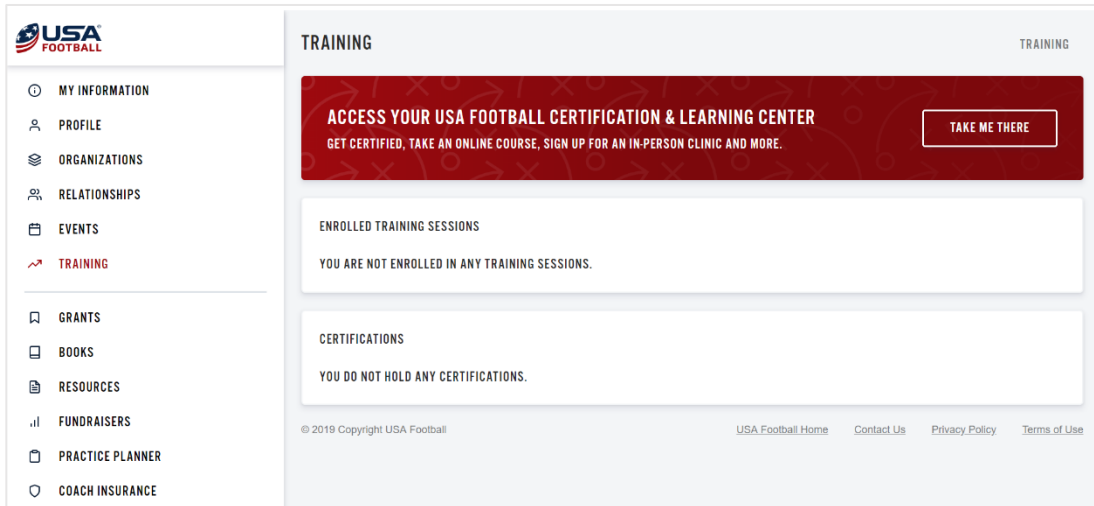
Scroll down to find your organization and **ASSOCIATE**. Coaches must associate with an organization to receive the discounted certification price.



The screenshot displays the "FIND NEW ORGANIZATIONS" search interface. At the top, a map of the United States is populated with numerous red location pins. Below the map, there are two search input fields: "LEAGUE NAME" (containing "USA Football") and "POSTAL CODE / ZIP CODE". A red "SEARCH ORGANIZATIONS" button is located to the right of these fields. At the bottom of the page, a green banner indicates "USA FOOTBALL" is "USA FOOTBALL ENROLLED" with the address "45 N. PENNSYLVANIA ST., STE #700, INDIANAPOLIS IN, 46204". To the right of this banner are two buttons: a dark blue "LEARN MORE" button and a red "ASSOCIATE" button.

3

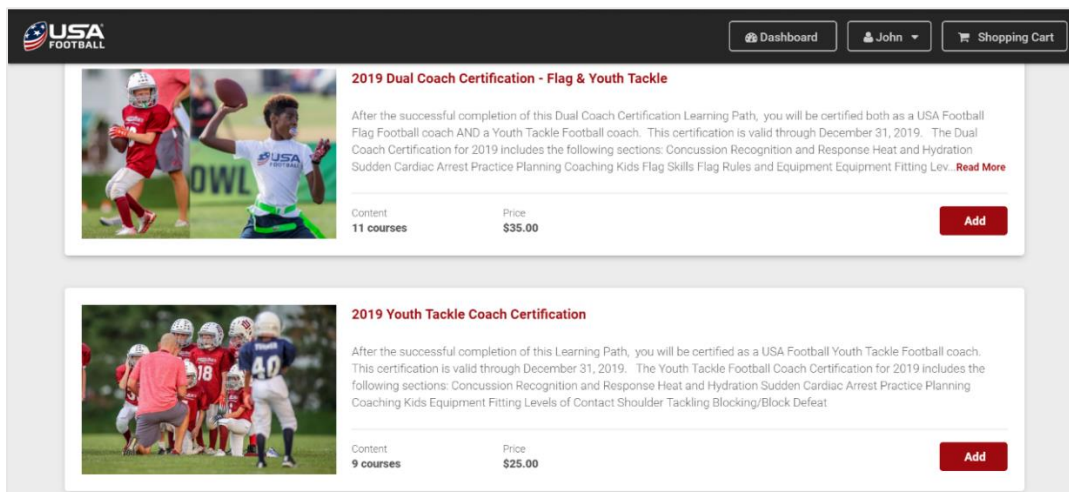
Click the **TRAINING** tab on the left-hand side of your screen and then **TAKE ME THERE** to access our Learning Center.



The screenshot shows the USA Football website's Training page. On the left is a navigation menu with 'TRAINING' selected. The main content area has a red banner with the text 'ACCESS YOUR USA FOOTBALL CERTIFICATION & LEARNING CENTER' and a 'TAKE ME THERE' button. Below this are two sections: 'ENROLLED TRAINING SESSIONS' with the message 'YOU ARE NOT ENROLLED IN ANY TRAINING SESSIONS.' and 'CERTIFICATIONS' with the message 'YOU DO NOT HOLD ANY CERTIFICATIONS.' The footer contains copyright information and links to USA Football Home, Contact Us, Privacy Policy, and Terms of Use.

4

Click **ADD** next to the 2019 Youth Tackle Coach Certification and proceed to the checkout.

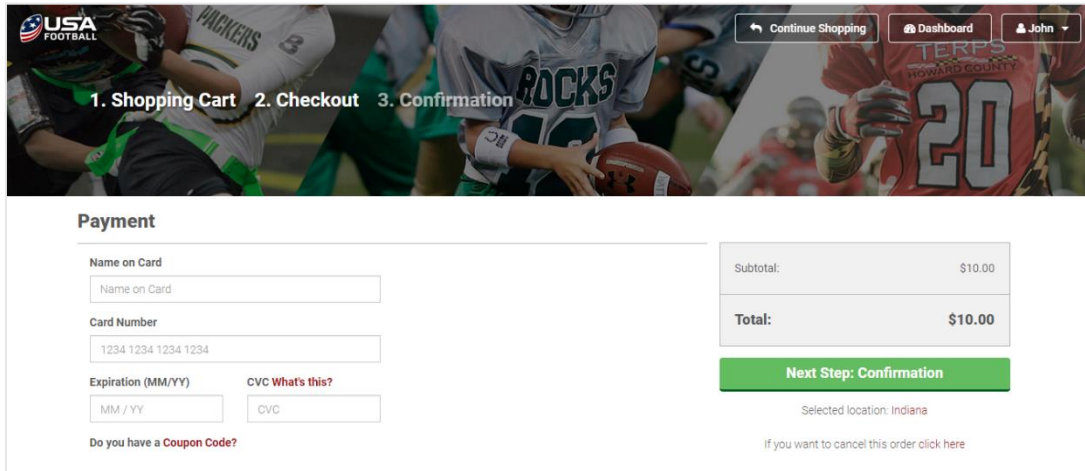


The screenshot shows a product selection page on the USA Football website. At the top, there are navigation links for 'Dashboard', 'John', and 'Shopping Cart'. Two certification options are listed:

- 2019 Dual Coach Certification - Flag & Youth Tackle**: Includes a description of the certification, a 'Content' of 11 courses, and a 'Price' of \$35.00. An 'Add' button is visible.
- 2019 Youth Tackle Coach Certification**: Includes a description of the certification, a 'Content' of 9 courses, and a 'Price' of \$25.00. An 'Add' button is visible.

5

Input payment information and complete your purchase. Organizations with an invoice setup can click **COUPON CODE** and apply the given code.



USA FOOTBALL

Continue Shopping Dashboard John

1. Shopping Cart 2. Checkout 3. Confirmation

Payment

Name on Card

Card Number

Expiration (MM/YY) CVC [What's this?](#)

Do you have a **Coupon Code**?

Subtotal: \$10.00

Total: \$10.00

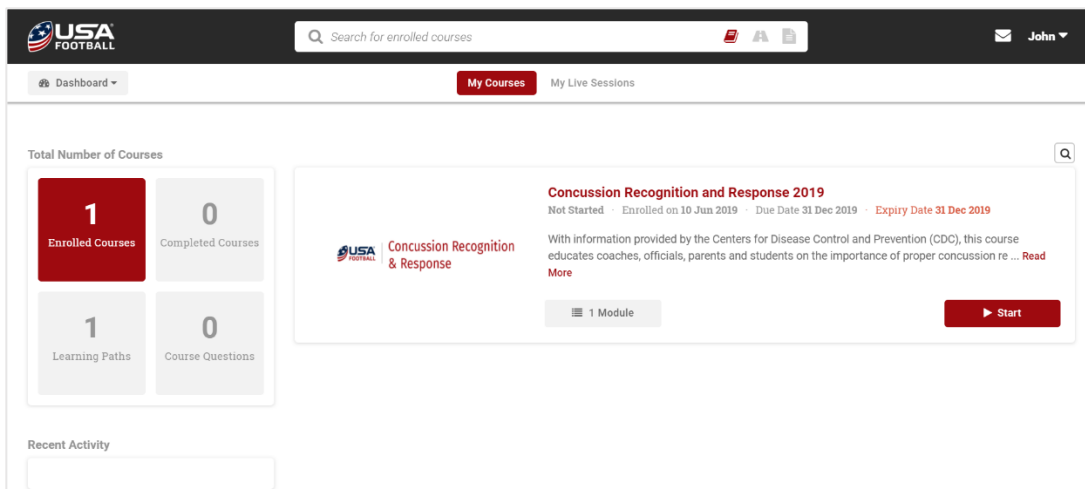
Next Step: Confirmation

Selected location: Indiana

If you want to cancel this order click [here](#)

6

Click the **START** button and complete all 9 chapters!



USA FOOTBALL

Search for enrolled courses

Dashboard My Courses My Live Sessions John

Total Number of Courses

1 Enrolled Courses	0 Completed Courses
1 Learning Paths	0 Course Questions

Recent Activity

Concussion Recognition and Response 2019
 Not Started · Enrolled on 10 Jun 2019 · Due Date 31 Dec 2019 · Expiry Date 31 Dec 2019

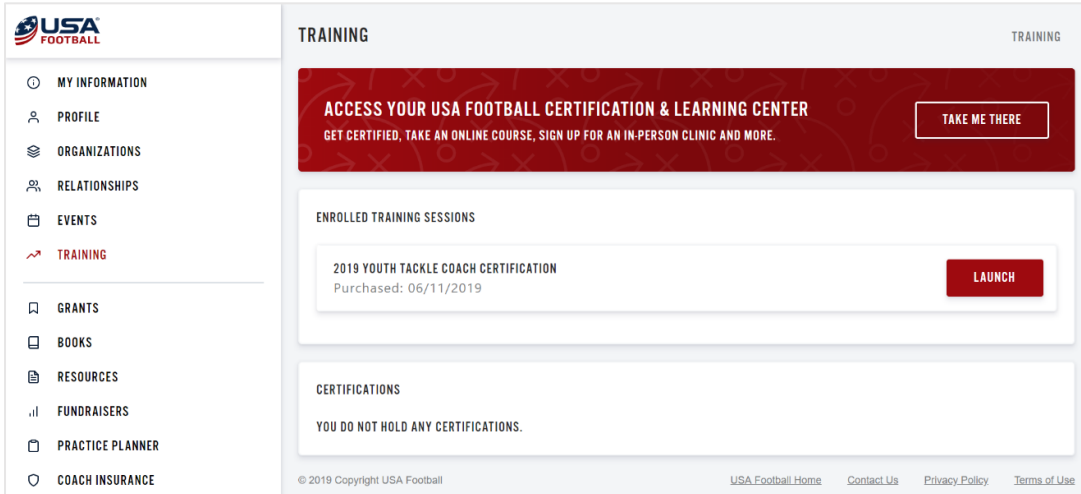
Concussion Recognition & Response
 With information provided by the Centers for Disease Control and Prevention (CDC), this course educates coaches, officials, parents and students on the importance of proper concussion re... [Read More](#)

1 Module

Start

1

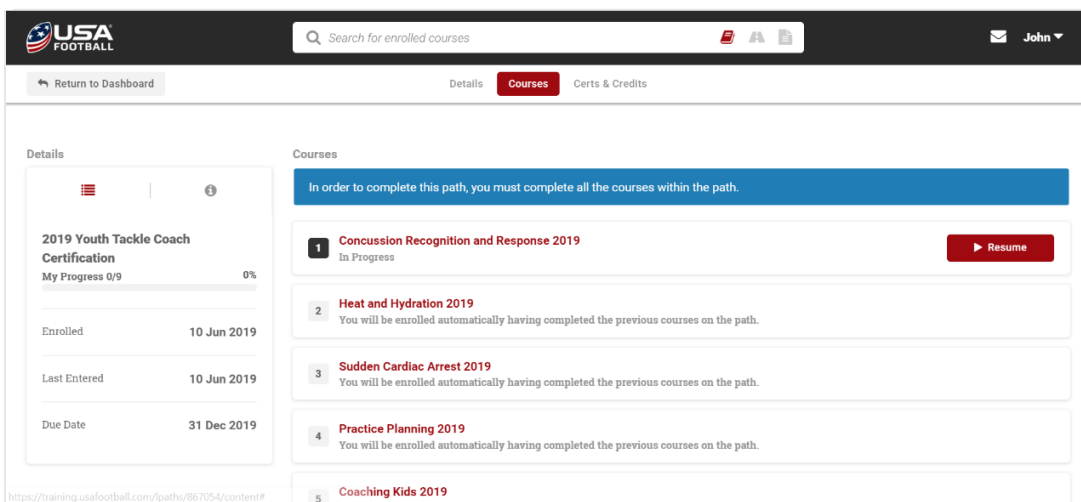
After [logging into](#) your USA Football account, select the **TRAINING** tab on your Dashboard and the **LAUNCH** button.



The screenshot shows the USA Football Training Dashboard. On the left is a navigation menu with options: MY INFORMATION, PROFILE, ORGANIZATIONS, RELATIONSHIPS, EVENTS, **TRAINING** (highlighted), GRANTS, BOOKS, RESOURCES, FUNDRAISERS, PRACTICE PLANNER, and COACH INSURANCE. The main content area is titled 'TRAINING' and features a red banner that says 'ACCESS YOUR USA FOOTBALL CERTIFICATION & LEARNING CENTER' with a 'TAKE ME THERE' button. Below this is a section for 'ENROLLED TRAINING SESSIONS' showing a '2019 YOUTH TACKLE COACH CERTIFICATION' purchased on 06/11/2019, with a red 'LAUNCH' button. A 'CERTIFICATIONS' section below indicates 'YOU DO NOT HOLD ANY CERTIFICATIONS.' The footer includes copyright information and links for USA Football Home, Contact Us, Privacy Policy, and Terms of Use.

2

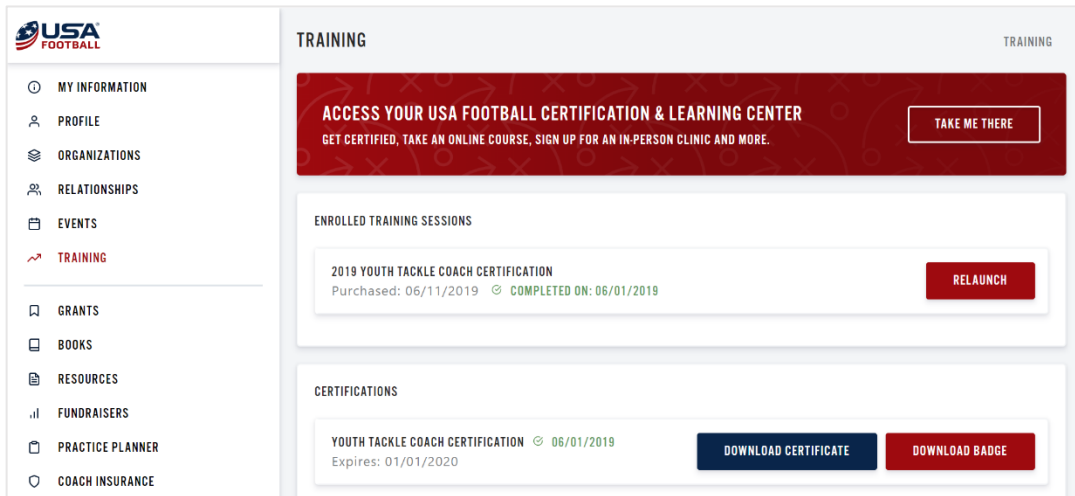
Click the **RESUME** button next to your current chapter!



The screenshot shows the '2019 Youth Tackle Coach Certification' course path. The 'Details' section on the left shows 'My Progress 0/9' at 0%, with enrollment on 10 Jun 2019 and a due date of 31 Dec 2019. The 'Courses' section on the right lists five chapters. Chapter 1, 'Concussion Recognition and Response 2019', is 'In Progress' and has a red 'Resume' button. Chapters 2-5 are 'Heat and Hydration 2019', 'Sudden Cardiac Arrest 2019', 'Practice Planning 2019', and 'Coaching Kids 2019', each with a note that the user will be enrolled automatically after completing the previous course. A blue banner at the top of the course list states: 'In order to complete this path, you must complete all the courses within the path.'

1

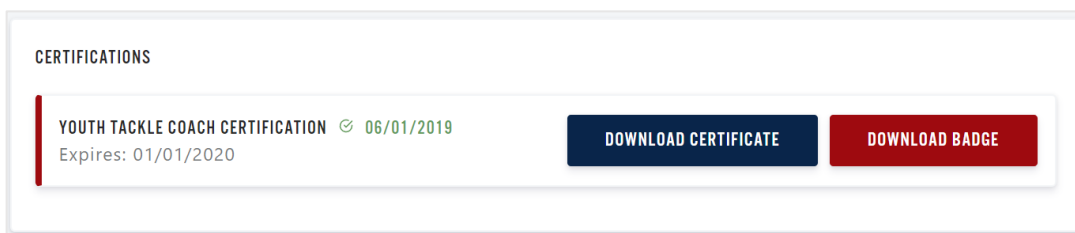
After [logging into](#) your USA Football account, select the **TRAINING** tab on your Dashboard.



The screenshot shows the USA Football Training dashboard. On the left is a navigation menu with options: MY INFORMATION, PROFILE, ORGANIZATIONS, RELATIONSHIPS, EVENTS, TRAINING (highlighted), GRANTS, BOOKS, RESOURCES, FUNDRAISERS, PRACTICE PLANNER, and COACH INSURANCE. The main content area is titled 'TRAINING' and features a red banner at the top that says 'ACCESS YOUR USA FOOTBALL CERTIFICATION & LEARNING CENTER' with a 'TAKE ME THERE' button. Below this is a section for 'ENROLLED TRAINING SESSIONS' containing a card for '2019 YOUTH TACKLE COACH CERTIFICATION' with a 'RELAUNCH' button. At the bottom is a 'CERTIFICATIONS' section with a card for 'YOUTH TACKLE COACH CERTIFICATION' showing an expiration date of 06/01/2019 and 'Expires: 01/01/2020', with 'DOWNLOAD CERTIFICATE' and 'DOWNLOAD BADGE' buttons.

2

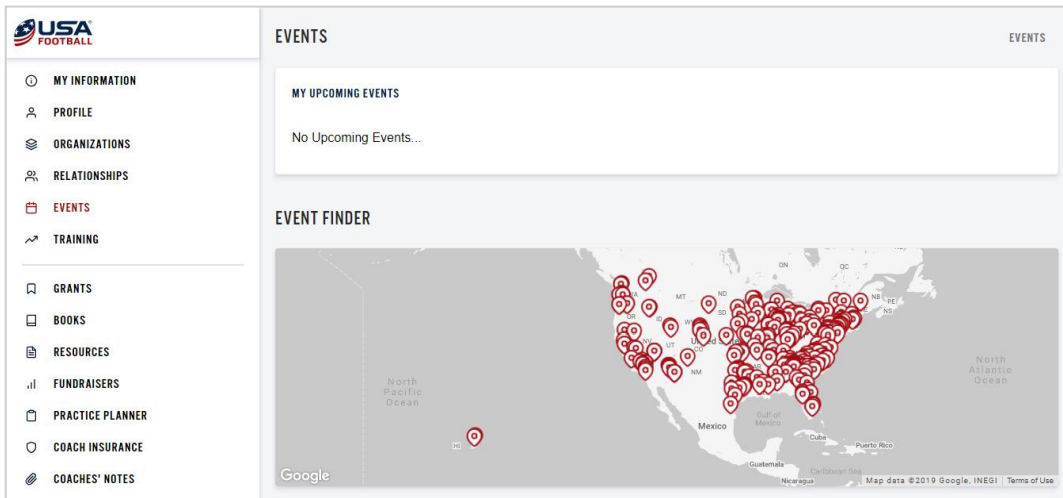
Click the **DOWNLOAD CERTIFICATE** button on your certification!



This is a close-up of the certification card from the previous screenshot. It displays 'YOUTH TACKLE COACH CERTIFICATION' with a green checkmark icon, the date '06/01/2019', and 'Expires: 01/01/2020'. To the right of the text are two buttons: 'DOWNLOAD CERTIFICATE' (dark blue) and 'DOWNLOAD BADGE' (red).

1

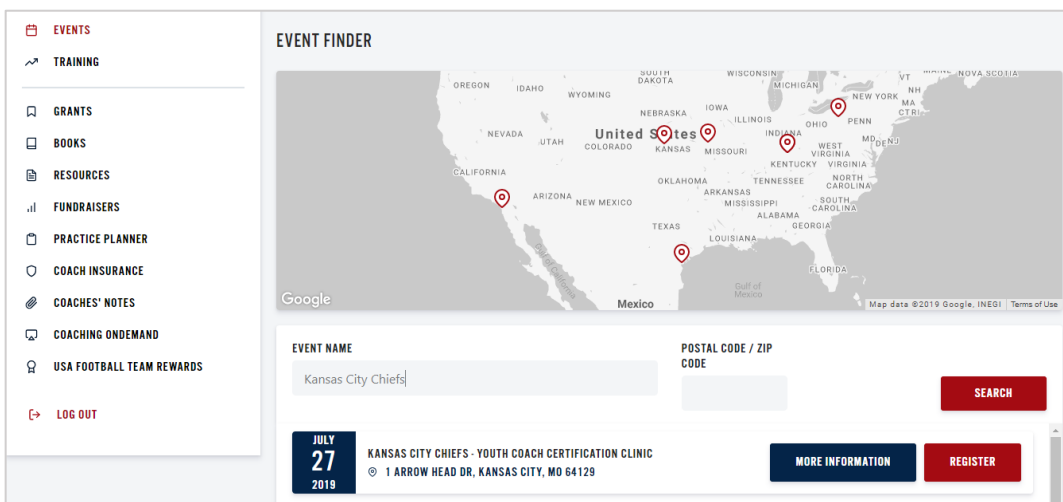
After [logging into](#) your USA Football account, select the **EVENTS** tab on your Dashboard.



The screenshot shows the USA Football dashboard. On the left is a sidebar with navigation options: MY INFORMATION, PROFILE, ORGANIZATIONS, RELATIONSHIPS, **EVENTS** (highlighted), TRAINING, GRANTS, BOOKS, RESOURCES, FUNDRAISERS, PRACTICE PLANNER, COACH INSURANCE, and COACHES' NOTES. The main content area is titled 'EVENTS' and contains a section for 'MY UPCOMING EVENTS' which says 'No Upcoming Events...'. Below that is the 'EVENT FINDER' section, featuring a map of the United States with numerous red location pins indicating events across the country.

2

Scroll down to search for the event. Click the **REGISTER** button.



The screenshot shows the event finder search results. The sidebar on the left has 'EVENTS' selected. The main content area shows a map of the United States with several red location pins. Below the map is a search form with the following fields and buttons:

- EVENT NAME:** A text input field containing 'Kansas City Chiefs'.
- POSTAL CODE / ZIP CODE:** An empty text input field.
- SEARCH:** A red button.
- Event Details:** A dark blue box on the left shows 'JULY 27 2019'. To its right, the event name is 'KANSAS CITY CHIEFS - YOUTH COACH CERTIFICATION CLINIC' with the address '1 ARROW HEAD DR, KANSAS CITY, MO 64129'.
- Buttons:** A dark blue 'MORE INFORMATION' button and a red 'REGISTER' button.

3

Check the box next to all people eligible and wishing to attend. Click **NEXT** to visit the payment screen.

JULY
27
2019

KANSAS CITY CHIEFS - YOUTH COACH CERTIFICATION CLINIC ○ YOUTH COACH CLINIC

1 ARROW HEAD DR, KANSAS CITY, MO 64129

KANSAS CITY CHIEFS - YOUTH COACH CERTIFICATION CLINIC

WHO'S ATTENDING? CANCEL

To edit existing relationship, go to the [Relationships](#) tab + ADD NEW PERSON

<input type="checkbox"/>	NAME	BIRTHDATE	EMAIL ADDRESS	RELATIONSHIP
<input checked="" type="checkbox"/>	John Doe	01/19/1973	temporary@gmail.com	Self

<< < 1 > >>
10 ITEMS PER PAGE
1 - 1 of 1 Items

ATTENDEES 1

SUBTOTAL \$15.00

DISCOUNT -\$0.00

TAX \$0.00

TODAY'S TOTAL \$15.00

AGE RANGE: Adult Only
If the person is outside of the specified age range, they will be marked ineligible.

WAIVER: Adult
Only the logged-in user can "sign" for themselves under an Adult-type waiver. Adults cannot accept waivers for other adults.

01 WHO'S ATTENDING?
02 PAYMENT INFORMATION
03 REVIEW REGISTRATION

BACK
NEXT

4

Input payment information and complete your purchase. Organizations with an invoice setup can click **COUPON CODE** and apply the given code.

KANSAS CITY CHIEFS - YOUTH COACH CERTIFICATION CLINIC

PAYMENT INFORMATION

PROMO CODE* APPLY

* If the promo codes bring the total to zero, a credit card is not required.

CREDIT CARD

CARDHOLDER

Cardholder's Name

CARD INFORMATION

Card Number

MM/YY CVV

CANCEL

45 N Pennsylvania St

Indianapolis, IN, 46204

ATTENDEES 1

SUBTOTAL \$15.00

DISCOUNT -\$0.00

TAX \$0.00

TODAY'S TOTAL \$15.00

AGE RANGE: Adult Only
If the person is outside of the specified age range, they will be marked ineligible.

WAIVER: Adult
Only the logged-in user can "sign" for themselves under an

5

Print off a copy of your ticket by clicking **VIEW TICKET** and bring it to the clinic!

KANSAS CITY CHIEFS - YOUTH COACH CERTIFICATION CLINIC

EVENTS > DETAILS

ABOUT


Tackle certification clinic will cover health and safety as well as on-the-field instruction on better, safer ways to tackle, block and defeat blocks, this interactive clinic will certify coaches who fully participate, no quiz required.

DIRECTIONS / WHERE TO PARK

Chiefs Training Facility

ADDITIONAL NOTES

Check In - 8:00 AM

REGISTERED 

JOHN DOE

VIEW TICKET

REGISTER MORE

1 ARROW HEAD DR, KANSAS CITY MO,

