

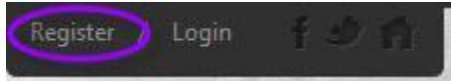
Online Registration Instructions

Please read all instructions below to learn how to register your son or daughter.

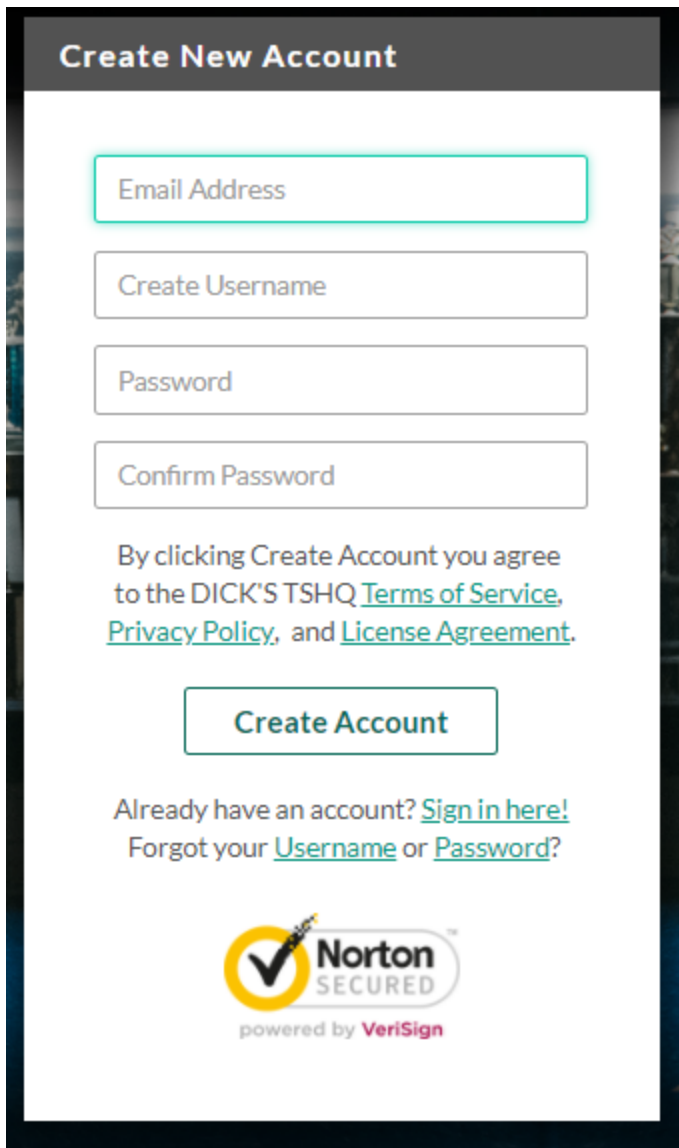
Steps to complete online registration:

1. Make sure you are on your club's registration website. If you are not sure you are on the correct website, we suggest you Google your club/organization name - this is usually the quickest and easiest way to find their main website!

Once you are on your club's Blue Sombrero powered website, click on **Register** in the top right hand corner of the site.



2. If you are new to the club/organization, fill out the **Create New Account** section on the Login screen. Then click on **Create Account**.

A screenshot of a 'Create New Account' form. The form has a dark header with the title 'Create New Account'. Below the header are four input fields: 'Email Address', 'Create Username', 'Password', and 'Confirm Password'. Below the input fields is a paragraph of text: 'By clicking Create Account you agree to the DICK'S TSHQ [Terms of Service](#), [Privacy Policy](#), and [License Agreement](#).' Below this text is a 'Create Account' button. At the bottom of the form, there are two links: 'Already have an account? [Sign in here!](#)' and 'Forgot your [Username](#) or [Password](#)?'. At the very bottom of the form is the Norton Secured logo, which includes a checkmark in a circle and the text 'Norton SECURED powered by VeriSign'.

If you have previously created an account and registered on this specific website, then log in under the **Sign in Here** link.

Can't remember your username or password? Click the '**Forgot Username or Password**' link to have these items sent to the

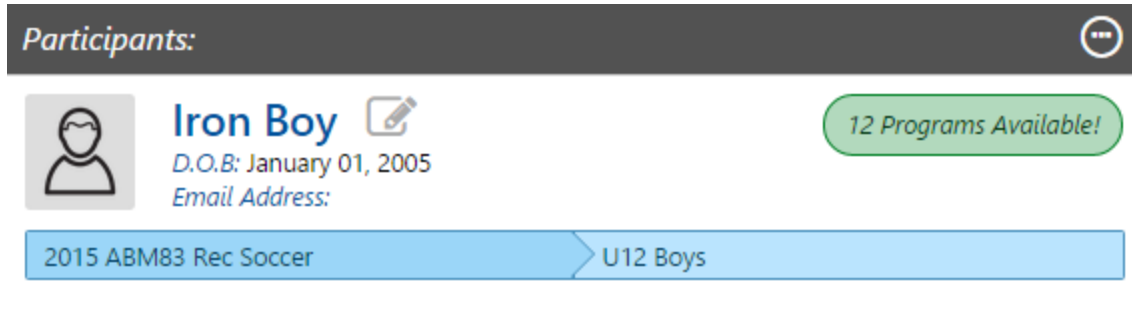
email address you previously used to create this account.

Already have an account? [Sign in here!](#)



Forgot your [Username](#) or [Password](#)?

Once you have logged in to your account, click the **Programs**

Available! button next to your son or daughter's name and skip to **Step 5.**



Participants:

 **Iron Boy** 
D.O.B: January 01, 2005
Email Address: _____

12 Programs Available!

2015 ABM83 Rec Soccer → U12 Boys

3. Fill out the **Primary Parent/Guardian Information section**. If you wish to add a Additional Parent/Guardian's email (to be cc'd on all Program related emails), enter their information in the Additional Parent/Guardian Information section and click **Invite Account User & Continue**. If not, leave the area blank and click **Continue**.

Account Holder 1: Primary Parent/Guardian Information



Email: testuser@bluesombrero.com

Username: testuser413a

Gender*

First Name*

Last Name*

Select the relationship to your participants:

Select the relationship to your participants

Street*

Unit#

Account Holder 2: Additional Parent/Guardian Information

After filling in this information, once you click "Continue" below we will send an account invite to the person designated.

Gender*

First Name*

Last Name*

Additional Contact Email


Select your relationship to your participants:

[Back](#)

[Invite Account Holder & Continue](#)


- If this is your first time registering on the site, you will see a pop up, asking you to describe what fits you best. In most cases, you will select the first option if you have a child you are trying to register. The middle option is if you are volunteering but DO NOT have a child participating on the site. The third option is if you are trying to register yourself for an activity.

Which best describes you?




I am a parent or guardian

Click here to register your participant. You will also have the chance to sign up for team roles as well



I am a coach or other team personnel

Click here to sign up as a coach or another team role. This bypasses participant registration completely.



I am registering myself as a participant

Click here to register yourself for an activity as a participant.

- Fill out the **New Participant Information** section. Make sure your son or daughter's birth date is set correctly or it might not fall within the division parameters the club's Administrator has set. Click on **Continue**.



Are you also the participant?

Yes No



Hermione Granger

Please upload the participant's photo & fill out their information below

Gender*

Legal First Name* 42 Characters Remaining

Middle Initial 1 Characters Remaining

Legal Last Name* 43 Characters Remaining

Suffix 5 Characters Remaining

Date of Birth*

Email Address 100 Characters Remaining

Cell Phone

Is the participant's address the same as the primary account holder's address?

Yes No

6. Select the Program you'd like to sign your son or daughter up for. Click on **Continue**.

2018 Spring Baseball

Price

- | | | | |
|---|--|--------|--------|
| 1 | Minor - Coach/Machine Pitch - Little League Baseba
View Description | \$0.00 | Select |
| 2 | Minor - Player Pitch - Little League Baseball
View Description | \$0.00 | Select |
| 3 | Major - Little League Baseball
View Description | \$0.00 | Select |
| 4 | Intermediate (50/70) - Little League Baseball
View Description | \$0.00 | Select |
| 5 | Challenger - Little League Challenger Division
View Description | \$0.00 | Select |

2018 Spring Soccer

Price

- | | | | |
|---|---|----------|--------|
| 1 | U12 Girls
View Description | \$100.00 | Select |
|---|---|----------|--------|

Back

+ New Participant

Continue

7. Fill out all Registration Information. Click on **Continue**.

The screenshot shows a registration form titled "Hermione's Registration Information". At the top, there is a breadcrumb trail: "1 2018 Spring Soccer > U12 Girls > Hermione Granger". Below this, there are three dropdown menus: "Current Grade?" with "7th" selected, "Jersey Size" with "Youth-Small" selected, and "Position Played" with "Defender" selected. At the bottom of the form, there are two buttons: "Back" on the left and "Continue" on the right.

8. Sign up to volunteer on the **Available Positions** page. Choose the position you're interested in, and you will be prompted to complete information about the position. If you do not wish to volunteer, mark the appropriate box below. Choose **Continue**.

The screenshot shows the "Available Positions" page. At the top, there is a breadcrumb trail: "1 2018 Spring Soccer > U12 Girls > Positions". Below this, there is a message: "Hermione is registered here." There are two positions listed: "Head Coach" and "Assistant Coach", each with a "Sign Up" button. At the bottom, there is a "Show More" link, a "Back" button, a checkbox labeled "I do not wish to volunteer at this time", and a "Continue" button.

9. The last screen is the Checkout screen. Review your **Registration Summary**, select your **Payment Type**, select your **Payment Option** (Pay in Full or Payment Plan if it is being offered), enter in **Address and Payment Information**, read and agree to the **Terms & Conditions**, and then select **Submit Order**.



For your security, if you are inactive on this page for 15 minutes, you'll automatically be logged out and will have to log back in to cor

Registration Summary

Coupon Code:

Apply

HG

1

2018 Spring Soccer

U12 Girls

Hermione Granger



Payment Options [Remove from cart]

Pay in Full

\$110.00

Select

Registration Breakdown

Division Price \$100.00

Non-Volunteer Fee \$10.00

Subtotal \$110.00

Continue

10. After you submit your order, you will be brought to a **Order Confirmation** page. You will also receive a confirmation email, detailing registration.

Order Confirmation

Congratulations! Your order has been submitted!

Order Confirmation # 44036562

Thank you for your order. You will receive an order confirmation email soon.



Payment Method 1



***** 1111

\$110.00

Your credit card ending in 1111 will be billed for the amount above and you will see a charge on your statement from [Blue Sombrero](#)

Registration Summary

Hermione Granger:

2018 Spring Soccer
U12 Girls

\$110.00

Processing Fees:

\$0.00

Donation:

\$0.00

Registration Subtotal:

\$110.00

Payment Amount:

\$110.00

My Account

11. You just completed the online registration process!