

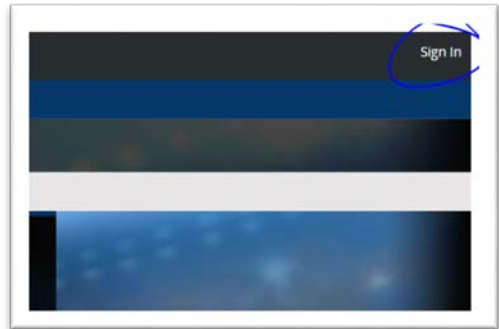


## SAYB COACHES WEB PORTAL HELP **ADDING ROSTER**

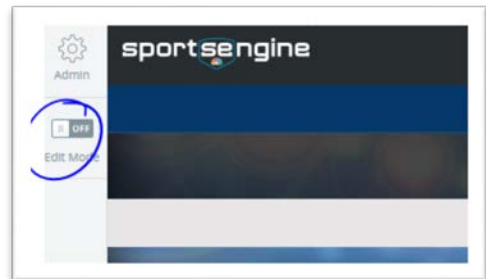
To Add Roster:

1. Navigate to your team page
2. Sign in to your sports engine account use link at upper right. (A.)
3. Select edit mode in the upper left (B.)
4. Select “Manage Team” (This will open a new window in Sports Engine environment) (C.)
5. Along the left-hand side of the new window select “Roster” (D.)
6. Start adding players with the add players button. (E.)
7. **For JM, AL, and NL. Once you have your roster added, all players should be assigned the “pitching” position. Do this by selecting the player and editing his or her properties. This will ensure the pitch count tables will populate.**

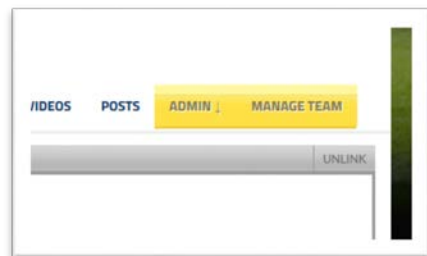
A.



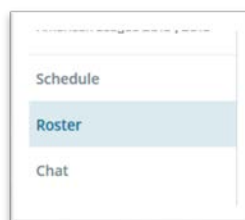
B.



C.



D.



E.

