

Add a Guardian or Family Member to your account

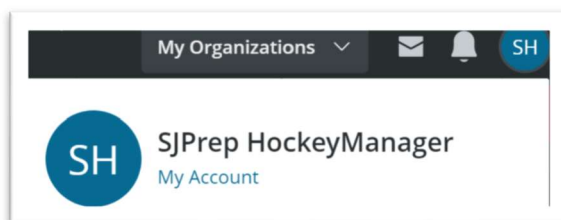
This procedure will enable the following membership options:

- adding family members to the email notification list.
- allowing the student athlete to manage their game/practice attendance response (RSVP).
- allow the student-athlete to claim community volunteer opportunities promoted through the Hockey program
- allow family members to claim volunteer opportunities for club social events.


To add a Guardian or Family Member to your account, the primary Guardian who initially registered the athlete must perform this procedure.

Directions


- Using a regular Web browser on a computer navigate to <https://www.sjprephockey.org>
- Click on the blue circle with your initials In the upper right-hand corner.
- If there is no blue circle, then you may have to login first.



- Click on "My Account"
- On the resulting web page, Select "Profiles" from the navigation menu on the left.



- Select the appropriate Player Profile on the Right



- Click the "+" Plus sign icon on the right side



- Enter the email address of the person you want to add to the account.
- That person will receive an invitation via email
- The invited person must respond to the email and accept the invitation.
- The process is complete.