


Step 1:

Go to the state website (<https://www.vermonthockey.org/page/show/1206003-home>) and log in using your SportsEngine log-in.

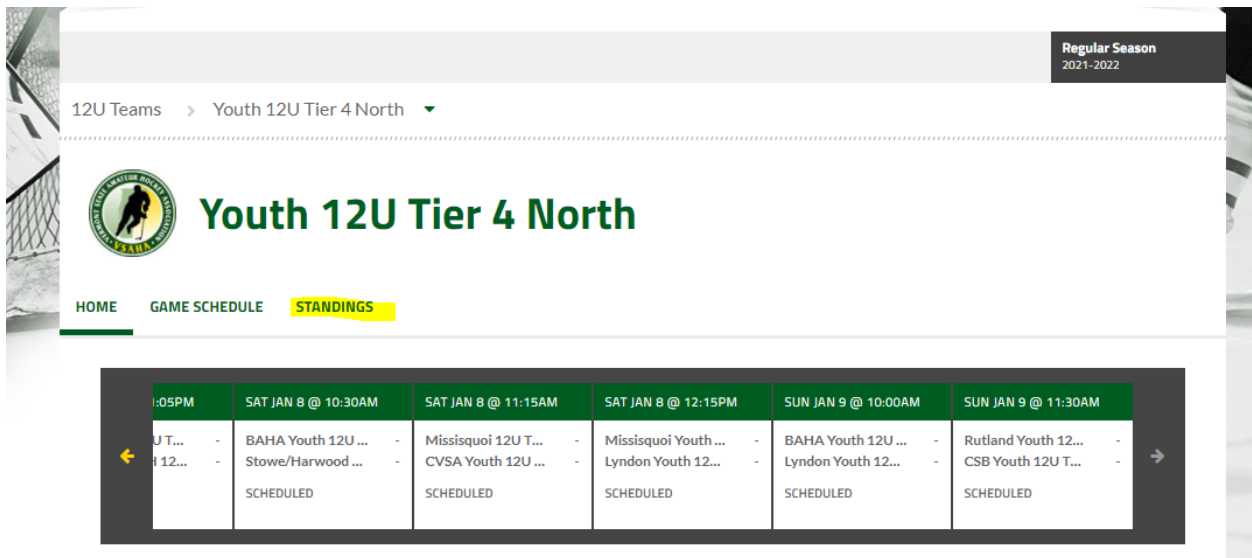


Step 2:

Go to the teams tab, and find your level (ie: U12)

In the drop down, click on the correct tier (T3 or T4) and North.

Once you're there, click on standings



Locate your team and click on it

STANDINGS

**YOUTH 12U TIER 4 NORTH**  
- 2021-2022 Regular Season

TEAM	PTS	GP	W	L	T	GF	GA	OVERALL
CSB Youth 12U T4 North	6	5	3	2	0	15	14	7-4-0
BAHA Youth 12U T4 North	4	2	2	0	0	19	2	3-0-0
SASA Youth 12U T4 North	2	1	1	0	0	3	2	1-2-1
Lyndon Youth 12U T4	2	3	1	2	0	18	7	2-2-0
Missisquoi 12U T4 Nort	0	3	0	3	0	0	30	2-6-1

Once you're in there, on the left-hand side of the screen, toward the top, you should have the option to go into ADMIN

The screenshot shows the 'ADM' (Admin) option in the top navigation menu. Below the navigation, there is a breadcrumb trail: 'YOUTH 12U TIER 4 NORTH > BAHA Youth 12U T4 North > CSB Youth 12U T4 North > SASA Youth 12U T4 North > More +'. The main content area features a large banner image of hockey players and the VSAHA logo. Below the banner, there is a 'Share this Team' section and a dropdown menu for 'Regular Season 2021-2022'. The team name 'Missisquoi 12U T4 North' is prominently displayed. At the bottom of the team profile, there are three tabs: 'HOME', 'GAME SCHEDULE', and 'STANDINGS'. The 'GAME SCHEDULE' tab is selected, showing a 'Last Game' of 7-8 (Final) and a 'Next Game' of AT (Set for 08:00 11-15).

Once in Admin mode, click on game schedule

HOME ROSTER **GAME SCHEDULE** PLAYER STATS TEAM STATS STANDINGS PHOTOS VIDEOS POSTS ADMIN MANAGE TEAM

Add Game


OCTOBER SAT 30 LOSS SUN 31 LOSS NOVEMBER SAT 6 LOSS SUN 7 LOSS SUN 14 WIN SAT 20 LOSS SAT 27 11:45a SUN 28 TIE DECEMBER SAT 4 LOSS SUN 5 WIN SAT 11 10:30a SUN 12 2:45p SAT 18 8:00a JANUARY SUN 2 1:05p SAT 8 11:15a SUN 16 9:20a SUN 23 9:20a SUN 30 10:00a

COMPLETE BOX SCORES

DATE	RESULT	OPPONENT	LOCATION	STATUS	QS

Find the game you want to enter a score for (home/home) and over to the right hand side of that game, you should see a column that says QS. Click on the QS, and this next screen should pop up.

EDIT GAME QUICK SCORE CLOSE

 **QUICK SCORE GAME**

Enter the game status and scores for each team. Quick Scoring functionality is for game result reporting purposes only. Games entered in this way do not affect team and player season totals until team and player stats are entered.

Game Status:

Scores:  at

Missisquoi 12U T4 North Middlebury Youth 12U T4 South

Comment:

Overtime

Save

From here you will change the game status to final, and put in the score. For home games, the away team is first and home team is second. Once you've put the scores in, hit save.