

AAMHL Standings

Winter 2025

December 11, 2025

Regular Season

Team	Pts	Won	Lost	Tied	GF	GA	GS	GNA
1 42 North Social House	13	6	0	1	32	14	3	7
2 AstroTurf	9	4	2	1	25	17	2	3
3 Jets Pizza	9	3	1	3	21	22	1	6
4 Corby Energy Services	8	4	3	0	27	27	8	7
5 Peterson Electric Inc.	7	2	2	3	19	19	3	5
6 North Peak Brewing Co.	6	2	3	2	24	27	1	8
7 A&W Restaurant	5	2	4	1	21	22	0	6
8 Forward Design Build	5	2	4	1	23	24	2	4
9 Davey Tree	5	1	3	3	19	23	3	2
10 Ann Arbor Rug and Carp	3	1	5	1	16	32	1	8

GF = Goals for; GA = Goals against; GS = Goals by substitute players; GNA = Goals unassisted

Regular season rank rules: 1-points; 2-most wins (regulation time only); 3-head-to-head; 4-goals for; 5-goals against

PlayOff Season

Team	Pts	Won	Lost	Tied	GF	GA	GS	GNA
1	0	0	0	0	0	0	0	0
2	0	0	0	0	0	0	0	0
3	0	0	0	0	0	0	0	0
4	0	0	0	0	0	0	0	0
5	0	0	0	0	0	0	0	0
6	0	0	0	0	0	0	0	0
7	0	0	0	0	0	0	0	0
8	0	0	0	0	0	0	0	0
9	0	0	0	0	0	0	0	0
10	0	0	0	0	0	0	0	0

Rank: 1-points; 2-most playoff wins; 3- head-to-head playoff pts; 4-head-to-head reg. season; 5-regular season standings

No playoff points will be awarded to a team that is playing with fewer than 11 players.

Player stats.: Top two from each team for each category

Team	Name	Goals	Assists	Total Pts.	Name	Pnlty Min.	Penalty Violation	
42N	O'Brien M. (12)	8	Foster D. (4)	7	Ideson R. (9)	12	Ahlquist S (7)	2
42N	Ideson R. (9)	7	McBride R. (8)	6	O'Brien M. (12)	12	Foster D. (4)	2
AAR	Jilek J. (13)	5	Jilek J. (13)	3	Jilek J. (13)	8	Schueler D (17)	4
AAR	Montalban (8)	5	Lynn K. (40)	2	Montalban (8)	7	Bartolacci (12)	2
AST	Huntzicker (21)	5	Erps S. (9)	6	Erps S. (9)	9	Erps S. (9)	4
AST	Mills J. (22)	4	Was A. (17)	6	Huntzicker (21)	9	Barden A. (3)	2
AWR	Lewis J. (69)	7	Hattie M. (40)	7	Lewis J. (69)	13	Wilkins F. (19)	4
AWR	Joffe Brya (22)	5	Lewis J. (69)	6	Hattie M. (40)	11	Clavier A. (9)	2
CES	Klempay T. (6)	5	Anday C. (8)	4	Joffe E. (40)	8	Copp A. (9)	2
CES	Joffe E. (40)	4	Joffe E. (40)	4	Klempay T. (6)	8	Anday C. (8)	0
DVY	Hescheles (8)	4	Nilsson J. (11)	5	Nilsson J. (11)	7	Udager A. (20)	4
DVY	Caruso M. (17)	2	Perry B. (7)	3	Hescheles (8)	6	Bourne B. (10)	2
FDB	Weiler C. (15)	5	Grantham L (11)	4	Weiler C. (15)	9	Blackburn (4)	2
FDB	Dickinson (5)	4	Oxender A. (17)	4	Dickinson (5)	7	Dickinson (5)	2
JET	Porter J. (8)	7	Stevens D. (9)	6	Porter J. (8)	10	Black S. (12)	2
JET	Stevens D. (9)	4	Black S. (12)	3	Stevens D. (9)	10	Crawford M (10)	2
NPB	Aliff D. (8)	6	Marentette (9)	3	Marentette (9)	8	Aliff D. (8)	2
NPB	Marentette (9)	5	Talusan P. (24)	3	Aliff D. (8)	7	Erps R. (14)	2
PET	Maltese C. (13)	6	Maltese C. (13)	4	Maltese C. (13)	10	Opsahl Jef (19)	4
PET	Allen C. (11)	3	Allen C. (11)	3	Allen C. (11)	6	Nesbitt R. (22)	2

AAMHL Standings

Winter 2025

December 11, 2025

Game Log Matrix (Won, Lost, Tied, Goals for)

	42N	AAR	AST	AWR	CES	DVY	FDB	JET	NPB	PET
42N		0, 1, 0, 1	0, 1, 0, 3	0, 0, 0, 0	0, 1, 0, 2	0, 1, 0, 2	0, 1, 0, 2	0, 0, 0, 0	0, 1, 0, 2	0, 0, 1, 2
AAR	1, 0, 0, 7		1, 0, 0, 7	1, 0, 0, 4	1, 0, 0, 6	0, 0, 0, 0	0, 1, 0, 3	0, 0, 1, 1	0, 0, 0, 0	1, 0, 0, 4
AST	1, 0, 0, 4	0, 1, 0, 3		0, 1, 0, 2	0, 1, 0, 2	0, 0, 1, 1	1, 0, 0, 4	0, 0, 0, 0	0, 0, 0, 0	0, 1, 0, 1
AWR	0, 0, 0, 0	0, 1, 0, 0	1, 0, 0, 4		1, 0, 0, 3	0, 1, 0, 4	1, 0, 0, 5	0, 0, 1, 3	1, 0, 0, 3	0, 0, 0, 0
CES	1, 0, 0, 7	0, 1, 0, 5	1, 0, 0, 4	0, 1, 0, 2		0, 0, 0, 0	0, 0, 0, 0	0, 1, 0, 3	0, 1, 0, 3	1, 0, 0, 3
DVY	1, 0, 0, 4	0, 0, 0, 0	0, 0, 1, 1	1, 0, 0, 7	0, 0, 0, 0		0, 0, 1, 3	1, 0, 0, 2	0, 0, 1, 5	0, 1, 0, 1
FDB	1, 0, 0, 3	1, 0, 0, 5	0, 1, 0, 3	0, 1, 0, 2	0, 0, 0, 0	0, 0, 1, 3		1, 0, 0, 4	1, 0, 0, 4	0, 0, 0, 0
JET	0, 0, 0, 0	0, 0, 1, 1	0, 0, 0, 0	0, 0, 1, 3	1, 0, 0, 7	0, 1, 0, 1	0, 1, 0, 3		0, 1, 0, 3	0, 0, 1, 4
NPB	1, 0, 0, 5	0, 0, 0, 0	0, 0, 0, 0	0, 1, 0, 1	1, 0, 0, 5	0, 0, 1, 5	0, 1, 0, 3	1, 0, 0, 4		0, 0, 1, 4
PET	0, 0, 1, 2	0, 1, 0, 1	1, 0, 0, 3	0, 0, 0, 0	0, 1, 0, 2	1, 0, 0, 3	0, 0, 0, 0	0, 0, 1, 4	0, 0, 1, 4	

Schedule, teams (h vs v), and scores (w vs l)*

29-Oct-2025	05-Nov-2025	12-Nov-2025	19-Nov-2025	26-Nov-2025	03-Dec-2025
N8 NPB 4 vs PET 4	N8 DVY 3 vs PET 1	N8 JET 2 vs DVY 1	N8 DVY 5 vs NPB 5	N8 42N 5 vs NPB 2	N8 42N 3 vs FDB 2
S8 AWR 4 vs AAR 0	S8 42N 7 vs CES 2	S8 FDB 5 vs AWR 2	S8 CES 3 vs AWR 2	S8 AST 3 vs PET 1	S8 PET 3 vs CES 2
N9 FDB 4 vs AST 3	N9 AST 4 vs AWR 2	N9 42N 2 vs PET 2	N9 PET 4 vs AAR 1	N9 AWR 3 vs JET 3	N9 JET 1 vs AAR 1
S9 CES 7 vs JET 3	S9 JET 4 vs NPB 3	S9 CES 5 vs NPB 3	S9 JET 4 vs FDB 3	S9 CES 6 vs AAR 5	S9 DVY 1 vs AST 1
N10 42N 4 vs DVY 2	N10 AAR 5 vs FDB 3	N10 AST 7 vs AAR 3	N10 42N 4 vs AST 3	N10 DVY 3 vs FDB 3	N10 NPB 3 vs AWR 1
10-Dec-2025	17-Dec-2025	07-Jan-2026	14-Jan-2026	21-Jan-2026	28-Jan-2026
N8 42N 7 vs AAR 1	N8 AWR 0 vs PET 0	S8 JET 0 vs AST 0	N8 FDB 0 vs AST 0	N8 42N 0 vs AST 0	N8 DVY 0 vs PET 0
S8 AST 4 vs CES 2	S8 CES 0 vs FDB 0	N9 DVY 0 vs CES 0	S8 AWR 0 vs AAR 0	S8 JET 0 vs FDB 0	S8 NPB 0 vs JET 0
N9 NPB 4 vs FDB 3	N9 42N 0 vs JET 0	S9 AAR 0 vs NPB 0	N9 NPB 0 vs PET 0	N9 NPB 0 vs DVY 0	N9 AWR 0 vs AST 0
S9 PET 4 vs JET 4	S9 DVY 0 vs AAR 0	N10 FDB 0 vs PET 0	S9 42N 0 vs DVY 0	S9 PET 0 vs AAR 0	S9 42N 0 vs CES 0
N10 AWR 7 vs DVY 4	N10 AST 0 vs NPB 0	S10 42N 0 vs AWR 0	N10 CES 0 vs JET 0	N10 AWR 0 vs CES 0	N10 AAR 0 vs FDB 0
04-Feb-2026	11-Feb-2026	18-Feb-2026	25-Feb-2026	04-Mar-2026	11-Mar-2026
N8 JET 0 vs DVY 0	N8 CES 0 vs AAR 0	N8 PET 0 vs CES 0	N8 AAR 0 vs 42N 0	N8 AST 0 vs JET 0	N8 FDB 0 vs CES 0
S8 AST 0 vs AAR 0	S8 NPB 0 vs 42N 0	S8 NPB 0 vs AWR 0	S8 AWR 0 vs DVY 0	S8 NPB 0 vs AAR 0	S8 AAR 0 vs DVY 0
N9 CES 0 vs NPB 0	N9 DVY 0 vs FDB 0	N9 AAR 0 vs JET 0	N9 CES 0 vs AST 0	N9 AWR 0 vs 42N 0	N9 NPB 0 vs AST 0
S9 FDB 0 vs AWR 0	S9 AST 0 vs PET 0	S9 FDB 0 vs 42N 0	S9 FDB 0 vs NPB 0	S9 FDB 0 vs PET 0	S9 PET 0 vs AWR 0
N10 PET 0 vs 42N 0	N10 AWR 0 vs JET 0	N10 DVY 0 vs AST 0	N10 JET 0 vs PET 0	N10 CES 0 vs DVY 0	N10 JET 0 vs 42N 0
18-Mar-2026	25-Mar-2026	01-Apr-2026	08-Apr-2026	15-Apr-2026	22-Apr-2026
N8 NPB 0 vs PET 0	N8 AST 0 vs AWR 0	N8 DVY 0 vs NPB 0	N8 AWR 0 vs FDB 0	N8 _4_ 0 vs _8_ 0	N8 _4_ 0 vs _6_ 0
S8 AAR 0 vs AWR 0	S8 FDB 0 vs AAR 0	S8 FDB 0 vs JET 0	S8 AAR 0 vs AST 0	S8 _2_ 0 vs _10_ 0	S8 _5_ 0 vs _10_ 0
N9 42N 0 vs DVY 0	N9 CES 0 vs 42N 0	N9 CES 0 vs AWR 0	N9 JET 0 vs DVY 0	N9 _1_ 0 vs _6_ 0	N9 _3_ 0 vs _7_ 0
S9 CES 0 vs JET 0	S9 PET 0 vs DVY 0	S9 AST 0 vs 42N 0	S9 PET 0 vs 42N 0	S9 _3_ 0 vs _9_ 0	S9 _1_ 0 vs _9_ 0
N10 AST 0 vs FDB 0	N10 JET 0 vs NPB 0	N10 AAR 0 vs PET 0	N10 CES 0 vs NPB 0	N10 _5_ 0 vs _7_ 0	N10 _2_ 0 vs _8_ 0
29-Apr-2026	06-May-2026	13-May-2026	20-May-2026	00-Jan-1900	00-Jan-1900
N8 _5_ 0 vs _9_ 0	N8 _3_ 0 vs _10_ 0	N8 _2_ 0 vs _9_ 0	N8 _1_ 0 vs _4_ 0	0 0 vs 0 0	0 0 vs 0 0
S8 _1_ 0 vs _8_ 0	S8 _1_ 0 vs _7_ 0	S8 _3_ 0 vs _8_ 0	S8 _2_ 0 vs _3_ 0	0 0 vs 0 0	0 0 vs 0 0
N9 _2_ 0 vs _7_ 0	N9 _2_ 0 vs _6_ 0	N9 _5_ 0 vs _6_ 0	N9 DRH 0 vs DRV 0	0 0 vs 0 0	0 0 vs 0 0
S9 _4_ 0 vs _10_ 0	S9 _5_ 0 vs _8_ 0	S9 _4_ 0 vs _7_ 0	S9 C1H 0 vs C1V 0	0 0 vs 0 0	0 0 vs 0 0
N10 _3_ 0 vs _6_ 0	N10 _4_ 0 vs _9_ 0	N10 _1_ 0 vs _10_ 0	N10 C2H 0 vs C2V 0	0 0 vs 0 0	0 0 vs 0 0
00-Jan-1900	00-Jan-1900	00-Jan-1900			
0 0 vs 0 0	0 0 vs 0 0	0 0 vs 0 0	*Shootout Game		
0 0 vs 0 0	0 0 vs 0 0	0 0 vs 0 0			
0 0 vs 0 0	0 0 vs 0 0	0 0 vs 0 0	Rink and game times:		
0 0 vs 0 0	0 0 vs 0 0	0 0 vs 0 0	N8 = North Rink at 8 pm; S8.5 = South Rink at 8:30 pm; etc.		
0 0 vs 0 0	0 0 vs 0 0	0 0 vs 0 0	Home team is listed first		

Goal and Assist

Winter 2025

December 11, 2025

Game Date	Team	Period	No	Goal	Assist	Assist
12/10/2025	42N	1	1	Kessler S. (5)	Joffe Bryan (83)	
12/10/2025	42N	1	2	O'Brien M. (12)	Ideson R. (9)	
12/10/2025	42N	1	3	Ideson R. (9)	Foster D. (4)	Rothhaar D. (15)
12/10/2025	42N	1	4	Rothhaar D. (15)	Foster D. (4)	Sub (2)
12/10/2025	42N	2	5	O'Brien M. (12)		
12/10/2025	42N	2	6	Ahlquist S. (7)	Crichton J. (42)	
12/10/2025	42N	2	7	Ideson R. (9)	Foster D. (4)	
12/10/2025	AAR	1	1	Montalban A. (8)	Lobdell G. (16)	Lynn K. (40)
12/10/2025	AST	1	1	Huntzicker D. (21)		
12/10/2025	AST	1	2	Kroll J. (2)	Waltz S. (18)	Sub (24)
12/10/2025	AST	1	3	Mills J. (22)	Sub (23)	Sub (7)
12/10/2025	AST	2	4	Huntzicker D. (21)	Was A. (17)	
12/10/2025	AWR	1	1	Joffe Bryan (22)	Clavier A. (9)	Hattie M. (40)
12/10/2025	AWR	1	2	Sub (17)	Fitzpatrick M. (7)	
12/10/2025	AWR	1	3	Hattie M. (40)	Sub (13)	
12/10/2025	AWR	1	4	Lewis J. (69)	Sub (8)	
12/10/2025	AWR	2	5	Lewis J. (69)		
12/10/2025	AWR	2	6	Hattie M. (40)	Lewis J. (69)	
12/10/2025	AWR	2	7	Sub (13)	Clavier A. (9)	
12/10/2025	CES	1	1	Wilson Ken (13)		
12/10/2025	CES	1	2	Joffe E. (40)	Frusti P. (7)	
12/10/2025	DVY	1	1	Jefferson D. (6)	Peterson S. (18)	Church M. (15)
12/10/2025	DVY	1	2	Hescheles D. (8)	Kroll J. (14)	
12/10/2025	DVY	1	3	Hescheles D. (8)	Caruso M. (17)	Church M. (15)
12/10/2025	DVY	2	4	Caruso M. (17)	Hescheles D. (8)	
12/10/2025	FDB	1	1	Dickinson G. (5)	Weiler C. (15)	Lewis J. (19)
12/10/2025	FDB	1	2	Dickinson G. (5)	Gregory E. (7)	Hall E. (10)
12/10/2025	FDB	2	3	Ellies B. (14)	Sarosi M. (6)	Grantham L. (11)
12/10/2025	JET	1	1	Porter J. (8)		
12/10/2025	JET	1	2	Porter J. (8)	Stevens D. (9)	Joffe M. (4)
12/10/2025	JET	2	3	Porter J. (8)		
12/10/2025	JET	2	4	Crawford M. (10)	Porter J. (8)	
12/10/2025	NPB	1	1	Aliff D. (8)	Marentette B. (9)	Baalrud S. (25)
12/10/2025	NPB	1	2	Aliff D. (8)		
12/10/2025	NPB	2	3	Jefferson D. (19)		
12/10/2025	NPB	2	4	Aliff D. (8)		
12/10/2025	PET	1	1	Maltese C. (13)		
12/10/2025	PET	1	2	Allen C. (11)		
12/10/2025	PET	1	3	Maltese C. (13)	Allen C. (11)	
12/10/2025	PET	2	4	Maltese C. (13)	Forward J. (15)	

*Sub Rating Change for Playoff and Finals; Period: 4=Overtime; 5=Shootout

Penalties

Winter 2025

December 11, 2025

<i>Game Date</i>	<i>Team</i>	<i>No</i>	<i>Name</i>	<i>Offense</i>
12/10/2025	AWR	1	Clavier A.	Trip
12/10/2025	CES	1	Spence J	Trip
12/10/2025	DVY	1	Church M.	Trip
12/10/2025	DVY	2	Udager A.	Roughing
12/10/2025	FDB	1	Dickinson G.	Holding
12/10/2025	FDB	2	Gregory E.	Trip
12/10/2025	JET	1	Snyder J.	Interference
12/10/2025	NPB	1	Marentette B.	Holding
12/10/2025	NPB	2	Erps R.	Roughing
12/10/2025	PET	1	Opsahl Jeff	Hook
12/10/2025	PET	2	Nesbitt R.	Hook

Rostered and NonRostered Subs

Winter 2025

December 11, 2025

Date	GameType	Team	Rostered Players			Sub Player		Status	
			Name	Jersey	Draft No	Name	Jersey		Draft No
12/10/2025	Regular	42N	Cieciak C.	199	36	Cramer M.	299	38	Rostered
12/10/2025	Regular	42N	Yanca J.	6	85	Joffe Bryan	83	82	Rostered
12/10/2025	Regular	AAR	Greene S.	199	37	Hensel M.	299	37	NonRostered
12/10/2025	Regular	AAR	Bartolacci A.	12	44	Lewis J.	66	42	Rostered
12/10/2025	Regular	AAR	Pokorney M.	119	57	Gregory E.	111	63	Rostered
12/10/2025	Regular	AST	Kless J.	8	110	Kroll J.	2	101	NonRostered
12/10/2025	Regular	AWR							
12/10/2025	Regular	CES	Nalepa A.	20	25	Crawford M.	100	22	Rostered
12/10/2025	Regular	CES	O'Brien C.	5	55	Spence J	28	55	NonRostered
12/10/2025	Regular	CES	Langrock E.	22	66	Wilson Ken	13	65	NonRostered
12/10/2025	Regular	CES	Anday C.	8	75	Snyder J.	10	72	Rostered
12/10/2025	Regular	DVY	Nilsson J.	11	7	Larson E.	13	10	NonRostered
12/10/2025	Regular	DVY	Carlson C.	9	24	Church M.	15	29	NonRostered
12/10/2025	Regular	DVY	Bourne B.	10	47	Peterson S.	18	48	Rostered
12/10/2025	Regular	DVY	Perry B.	7	54	Jefferson D.	6	51	Rostered
12/10/2025	Regular	DVY	Hutton C.	16	104	Kroll J.	14	101	NonRostered
12/10/2025	Regular	FDB	Oxender A.	17	43	Lewis J.	19	42	Rostered
12/10/2025	Regular	JET							
12/10/2025	Regular	NPB	Rouse C.	7	71	Hescheles D.	17	67	Rostered
12/10/2025	Regular	NPB	Talusan P.	24	101	Kroll J.	18	101	NonRostered
12/10/2025	Regular	PET	Boutin J.	12	73	Navarre G.	24	74	Rostered

AAMHL Goals by player

Winter 2025

December 11, 2025

All = Reg Season + Playoff; PO = Playoff only; SB = Substitute only; SO = Shootout

Team Name	All	P0	SB	SO	Team Name	All	P0	SB	SO	Team Name	All	P0	SB	SO
42N O'Brien M. (12)	8	0	0	0	AWR Gilson T. (12)	1	0	0	0	FDB Blackburn (4)	0	0	0	0
42N Ideson R. (9)	7	0	1	0	AWR Wilkins F. (19)	1	0	1	0	FDB Cramer M. (199)	0	0	0	0
42N Foster D. (4)	3	0	0	0	AWR Daum K. (199)	0	0	0	0	FDB Gregory E. (7)	0	0	0	0
42N Kessler S. (5)	3	0	0	0	AWR Edwards S. (14)	0	0	0	0	JET Porter J. (8)	7	0	0	0
42N McBride R. (8)	3	0	0	0	AWR Fitzpatric (7)	0	0	0	0	JET Stevens D. (9)	4	0	1	0
42N Ahlquist S (7)	2	0	0	0	AWR Johnson A. (4)	0	0	0	0	JET Crawford M (10)	3	0	0	0
42N Crichton J (42)	1	0	0	0	AWR Paterson A (3)	0	0	0	0	JET Bogard S. (13)	2	0	0	0
42N Rothhaar D (15)	1	0	0	0	CES Klempay T. (6)	5	0	0	0	JET Black S. (12)	1	0	0	0
42N Yanca J. (6)	1	0	0	0	CES Joffe E. (40)	4	0	0	0	JET Joffe M. (4)	1	0	0	0
42N Cieciek C. (199)	0	0	0	0	CES Langrock E (22)	4	0	0	0	JET Perkins T. (7)	1	0	0	0
42N Foster M. (10)	0	0	0	0	CES Anday C. (8)	1	0	0	0	JET Snyder J. (5)	1	0	1	0
AAR Jilek J. (13)	5	0	0	0	CES Frusti P. (7)	1	0	0	0	JET Frantzeska (6)	0	0	0	0
AAR Montalban (8)	5	0	3	0	CES Nalepa A. (20)	1	0	0	0	JET Roberts J. (3)	0	0	1	0
AAR Barnes P. (28)	1	0	0	0	CES Peal D. (27)	1	0	0	0	JET Stoller C. (199)	0	0	0	0
AAR Bartolacci (12)	1	0	2	0	CES Stefan A. (16)	1	0	0	0	NPB Alif D. (8)	6	0	0	0
AAR Dillen K. (19)	1	0	0	0	CES Barnes J. (199)	0	0	0	0	NPB Marentette (9)	5	0	0	0
AAR Lynn K. (40)	1	0	0	0	CES Copp A. (9)	0	0	0	0	NPB Holmstrom (16)	3	0	0	0
AAR Vaughn C. (97)	1	0	0	0	CES O'Brien C. (5)	0	0	0	0	NPB Jefferson (19)	3	0	1	0
AAR Greene S. (199)	0	0	0	0	DVY Hescheles (8)	4	0	0	0	NPB Baalrud S. (25)	2	0	1	0
AAR Lobdell G. (16)	0	0	0	0	DVY Caruso M. (17)	2	0	1	0	NPB Erps R. (14)	1	0	0	0
AAR Pokorney M (119)	0	0	0	0	DVY Hutton C. (16)	2	0	0	0	NPB Grant J. (10)	1	0	0	0
AAR Schueler D (17)	0	0	0	0	DVY Nilsson J. (11)	2	0	0	0	NPB Rouse C. (7)	1	0	0	0
AST Huntzicker (21)	5	0	0	0	DVY Perry B. (7)	2	0	0	0	NPB Joshi C. (12)	0	0	0	0
AST Mills J. (22)	4	0	0	0	DVY Udager A. (20)	2	0	0	0	NPB Talusan P. (24)	0	0	2	0
AST Barden A. (3)	3	0	0	0	DVY Bourne B. (10)	1	0	0	0	NPB Verburg A. (199)	0	0	0	0
AST Erps S. (9)	3	0	0	0	DVY Carlson C. (9)	1	0	0	0	PET Maltese C. (13)	6	0	1	0
AST Was A. (17)	3	0	0	0	DVY Fisher J. (19)	0	0	0	0	PET Allen C. (11)	3	0	1	0
AST Kless J. (8)	2	0	0	0	DVY Navarre G. (12)	0	0	0	0	PET Opsahl Jef (19)	3	0	0	0
AST DeWolfe T. (19)	1	0	0	0	DVY Weiler M. (199)	0	0	0	0	PET Pawlowski (10)	3	0	0	0
AST Hula A. (11)	1	0	0	0	FDB Weiler C. (15)	5	0	0	0	PET Wells S. (16)	1	0	0	0
AST Waltz S. (18)	1	0	0	0	FDB Dickinson (5)	4	0	0	0	PET Boutin J. (12)	0	0	0	0
AST Schroeder (4)	0	0	0	0	FDB Sarosi M. (6)	3	0	0	0	PET Forward J. (15)	0	0	0	0
AST Schroeder (199)	0	0	0	0	FDB Ellies B. (14)	2	0	0	0	PET Heald D. (17)	0	0	0	0
AWR Lewis J. (69)	7	0	0	0	FDB Grantham L (11)	2	0	0	0	PET Nesbitt R. (22)	0	0	0	0
AWR Joffe Brya (22)	5	0	0	0	FDB Hall E. (10)	2	0	0	0	PET Parks C. (199)	0	0	0	0
AWR Hattie M. (40)	4	0	2	0	FDB Oxender A. (17)	2	0	1	0	PET Peterson S (20)	0	0	0	0
AWR Clavier A. (9)	1	0	0	0	FDB McClelland (16)	1	0	0	0					

AAMHL Assists by player

Winter 2025

December 11, 2025

All = Reg Season + Playoff; PO = Playoff only; SB = Substitute only

<i>Team</i>	<i>Name</i>	<i>All</i>	<i>PO</i>	<i>SB</i>	<i>Team</i>	<i>Name</i>	<i>All</i>	<i>PO</i>	<i>SB</i>	<i>Team</i>	<i>Name</i>	<i>All</i>	<i>PO</i>	<i>SB</i>
42N	Foster D. (4)	7	0	0	AWR	Fitzpatric (7)	1	0	0	FDB	Sarosi M. (6)	2	0	0
42N	McBride R. (8)	6	0	0	AWR	Johnson A. (4)	1	0	0	FDB	Hall E. (10)	1	0	0
42N	Ideson R. (9)	5	0	0	AWR	Daum K. (199)	0	0	0	FDB	Cramer M. (199)	0	0	0
42N	O'Brien M. (12)	4	0	0	AWR	Gilson T. (12)	0	0	0	JET	Stevens D. (9)	6	0	4
42N	Rothhaar D (15)	3	0	0	AWR	Joffe Brya (22)	0	0	2	JET	Black S. (12)	3	0	0
42N	Crichton J (42)	2	0	0	AWR	Paterson A (3)	0	0	0	JET	Crawford M (10)	3	0	0
42N	Kessler S. (5)	2	0	1	AWR	Wilkins F. (19)	0	0	2	JET	Joffe M. (4)	3	0	0
42N	Ahlquist S (7)	1	0	0	CES	Anday C. (8)	4	0	0	JET	Porter J. (8)	3	0	0
42N	Yanca J. (6)	1	0	0	CES	Joffe E. (40)	4	0	0	JET	Perkins T. (7)	2	0	1
42N	Cieciak C. (199)	0	0	0	CES	Langrock E (22)	4	0	1	JET	Frantzeska (6)	1	0	0
42N	Foster M. (10)	0	0	0	CES	Frusti P. (7)	3	0	0	JET	Bogard S. (13)	0	0	0
AAR	Jilek J. (13)	3	0	0	CES	Klempay T. (6)	3	0	0	JET	Roberts J. (3)	0	0	0
AAR	Lynn K. (40)	2	0	0	CES	Nalepa A. (20)	3	0	0	JET	Snyder J. (5)	0	0	0
AAR	Montalban (8)	2	0	2	CES	O'Brien C. (5)	1	0	0	JET	Stoller C. (199)	0	0	0
AAR	Barnes P. (28)	1	0	0	CES	Stefan A. (16)	1	0	0	NPB	Marentette (9)	3	0	0
AAR	Bartolacci (12)	1	0	0	CES	Barnes J. (199)	0	0	0	NPB	Talusan P. (24)	3	0	1
AAR	Dillen K. (19)	1	0	0	CES	Copp A. (9)	0	0	1	NPB	Baalrud S. (25)	2	0	0
AAR	Lobdell G. (16)	1	0	0	CES	Peal D. (27)	0	0	0	NPB	Holmstrom (16)	2	0	0
AAR	Greene S. (199)	0	0	0	DVY	Nilsson J. (11)	5	0	0	NPB	Jefferson (19)	2	0	0
AAR	Pokorney M (119)	0	0	0	DVY	Perry B. (7)	3	0	0	NPB	Joshi C. (12)	2	0	0
AAR	Schueler D (17)	0	0	0	DVY	Udager A. (20)	3	0	1	NPB	Aliff D. (8)	1	0	0
AAR	Vaughn C. (97)	0	0	1	DVY	Caruso M. (17)	2	0	0	NPB	Erps R. (14)	0	0	1
AST	Erps S. (9)	6	0	0	DVY	Hescheles (8)	2	0	1	NPB	Grant J. (10)	0	0	0
AST	Was A. (17)	6	0	0	DVY	Navarre G. (12)	1	0	0	NPB	Rouse C. (7)	0	0	0
AST	Huntzicker (21)	4	0	0	DVY	Bourne B. (10)	0	0	0	NPB	Verburg A. (199)	0	0	0
AST	Mills J. (22)	3	0	0	DVY	Carlson C. (9)	0	0	0	PET	Maltese C. (13)	4	0	0
AST	Barden A. (3)	2	0	0	DVY	Fisher J. (19)	0	0	0	PET	Allen C. (11)	3	0	0
AST	Kless J. (8)	2	0	0	DVY	Hutton C. (16)	0	0	0	PET	Heald D. (17)	3	0	0
AST	Waltz S. (18)	2	0	0	DVY	Weiler M. (199)	0	0	0	PET	Peterson S (20)	3	0	1
AST	Hula A. (11)	1	0	0	FDB	Grantham L (11)	4	0	0	PET	Forward J. (15)	2	0	0
AST	DeWolfe T. (19)	0	0	0	FDB	Oxender A. (17)	4	0	1	PET	Pawlowski (10)	2	0	0
AST	Schroeder (4)	0	0	1	FDB	Weiler C. (15)	4	0	0	PET	Opsahl Jef (19)	1	0	0
AST	Schroeder (199)	0	0	0	FDB	Dickinson (5)	3	0	0	PET	Wells S. (16)	1	0	0
AWR	Hattie M. (40)	7	0	3	FDB	Ellies B. (14)	3	0	1	PET	Boutin J. (12)	0	0	0
AWR	Lewis J. (69)	6	0	2	FDB	Blackburn (4)	2	0	0	PET	Nesbitt R. (22)	0	0	0
AWR	Clavier A. (9)	2	0	0	FDB	Gregory E. (7)	2	0	0	PET	Parks C. (199)	0	0	0
AWR	Edwards S. (14)	1	0	0	FDB	McClelland (16)	2	0	0					

AAMHL Points by player

Winter 2025

December 11, 2025

All = Reg Season + Playoff; PO = Playoff only; SB = Substitute only

<i>Team</i>	<i>Name</i>	<i>All</i>	<i>PO</i>	<i>SB</i>	<i>Team</i>	<i>Name</i>	<i>All</i>	<i>PO</i>	<i>SB</i>	<i>Team</i>	<i>Name</i>	<i>All</i>	<i>PO</i>	<i>SB</i>
42N	Ideson R. (9)	12	0	1	AWR	Edwards S. (14)	1	0	0	FDB	Blackburn (4)	2	0	0
42N	O'Brien M. (12)	12	0	0	AWR	Fitzpatric (7)	1	0	0	FDB	Gregory E. (7)	2	0	0
42N	Foster D. (4)	10	0	0	AWR	Gilson T. (12)	1	0	0	FDB	Cramer M. (199)	0	0	0
42N	McBride R. (8)	9	0	0	AWR	Johnson A. (4)	1	0	0	JET	Porter J. (8)	10	0	0
42N	Kessler S. (5)	5	0	1	AWR	Wilkins F. (19)	1	0	3	JET	Stevens D. (9)	10	0	5
42N	Rothhaar D (15)	4	0	0	AWR	Daum K. (199)	0	0	0	JET	Crawford M (10)	6	0	0
42N	Ahlquist S (7)	3	0	0	AWR	Paterson A (3)	0	0	0	JET	Black S. (12)	4	0	0
42N	Crichton J (42)	3	0	0	CES	Joffe E. (40)	8	0	0	JET	Joffe M. (4)	4	0	0
42N	Yanca J. (6)	2	0	0	CES	Klempay T. (6)	8	0	0	JET	Perkins T. (7)	3	0	1
42N	Cieciek C. (199)	0	0	0	CES	Langrock E (22)	8	0	1	JET	Bogard S. (13)	2	0	0
42N	Foster M. (10)	0	0	0	CES	Anday C. (8)	5	0	0	JET	Frantzeska (6)	1	0	0
AAR	Jilek J. (13)	8	0	0	CES	Frusti P. (7)	4	0	0	JET	Snyder J. (5)	1	0	1
AAR	Montalban (8)	7	0	5	CES	Nalepa A. (20)	4	0	0	JET	Roberts J. (3)	0	0	1
AAR	Lynn K. (40)	3	0	0	CES	Stefan A. (16)	2	0	0	JET	Stoller C. (199)	0	0	0
AAR	Barnes P. (28)	2	0	0	CES	O'Brien C. (5)	1	0	0	NPB	Marentette (9)	8	0	0
AAR	Bartolacci (12)	2	0	2	CES	Peal D. (27)	1	0	0	NPB	Aliff D. (8)	7	0	0
AAR	Dillen K. (19)	2	0	0	CES	Barnes J. (199)	0	0	0	NPB	Holmstrom (16)	5	0	0
AAR	Lobdell G. (16)	1	0	0	CES	Copp A. (9)	0	0	1	NPB	Jefferson (19)	5	0	1
AAR	Vaughn C. (97)	1	0	1	DVY	Nilsson J. (11)	7	0	0	NPB	Baalrud S. (25)	4	0	1
AAR	Greene S. (199)	0	0	0	DVY	Hescheles (8)	6	0	1	NPB	Talusan P. (24)	3	0	3
AAR	Pokorney M (119)	0	0	0	DVY	Perry B. (7)	5	0	0	NPB	Joshi C. (12)	2	0	0
AAR	Schueler D (17)	0	0	0	DVY	Udager A. (20)	5	0	1	NPB	Erps R. (14)	1	0	1
AST	Erps S. (9)	9	0	0	DVY	Caruso M. (17)	4	0	1	NPB	Grant J. (10)	1	0	0
AST	Huntzicker (21)	9	0	0	DVY	Hutton C. (16)	2	0	0	NPB	Rouse C. (7)	1	0	0
AST	Was A. (17)	9	0	0	DVY	Bourne B. (10)	1	0	0	NPB	Verburg A. (199)	0	0	0
AST	Mills J. (22)	7	0	0	DVY	Carlson C. (9)	1	0	0	PET	Maltese C. (13)	10	0	1
AST	Barden A. (3)	5	0	0	DVY	Navarre G. (12)	1	0	0	PET	Allen C. (11)	6	0	1
AST	Kless J. (8)	4	0	0	DVY	Fisher J. (19)	0	0	0	PET	Pawlowski (10)	5	0	0
AST	Waltz S. (18)	3	0	0	DVY	Weiler M. (199)	0	0	0	PET	Opsahl Jef (19)	4	0	0
AST	Hula A. (11)	2	0	0	FDB	Weiler C. (15)	9	0	0	PET	Heald D. (17)	3	0	0
AST	DeWolfe T. (19)	1	0	0	FDB	Dickinson (5)	7	0	0	PET	Peterson S (20)	3	0	1
AST	Schroeder (4)	0	0	1	FDB	Grantham L (11)	6	0	0	PET	Forward J. (15)	2	0	0
AST	Schroeder (199)	0	0	0	FDB	Oxender A. (17)	6	0	2	PET	Wells S. (16)	2	0	0
AWR	Lewis J. (69)	13	0	2	FDB	Ellies B. (14)	5	0	1	PET	Boutin J. (12)	0	0	0
AWR	Hattie M. (40)	11	0	5	FDB	Sarosi M. (6)	5	0	0	PET	Nesbitt R. (22)	0	0	0
AWR	Joffe Brya (22)	5	0	2	FDB	Hall E. (10)	3	0	0	PET	Parks C. (199)	0	0	0
AWR	Clavier A. (9)	3	0	0	FDB	McClelland (16)	3	0	0					

AAMHL Penalties by player

Winter 2025

December 11, 2025

<i>Team</i>	<i>Name</i>	<i>Total</i>	<i>Category</i>	<i>Team</i>	<i>Name</i>	<i>Total</i>	<i>Category</i>	<i>Team</i>	<i>Name</i>	<i>Total</i>	<i>Category</i>
42N	Ahquist S.	1	Hooker	AWR	Gilson T.	1	Tripper	FDB	Oxender A.	0	Conformist
42N	Cieciak C.	0	Conformist	AWR	Hattie M.	0	Conformist	FDB	Sarosi M.	1	Hooker
42N	Crichton J.	0	Conformist	AWR	Joffe Bryan	0	Conformist	FDB	Weiler C.	0	Conformist
42N	Foster D.	1	Tripper	AWR	Johnson A.	0	Conformist	JET	Black S.	1	Checker
42N	Foster M.	0	Conformist	AWR	Lewis J.	0	Conformist	JET	Bogard S.	0	Conformist
42N	Ideson R.	0	Conformist	AWR	Paterson A.	0	Conformist	JET	Crawford M.	1	Checker
42N	Kessler S.	0	Conformist	AWR	Wilkins F.	2	Tripper	JET	Frantzeskakis P	0	Conformist
42N	McBride R.	0	Conformist	CES	Anday C.	0	Conformist	JET	Joffe M.	0	Conformist
42N	O'Brien M.	0	Conformist	CES	Barnes J.	0	Conformist	JET	Perkins T.	0	Conformist
42N	Rothhaar D.	0	Conformist	CES	Copp A.	1	Hooker	JET	Porter J.	0	Conformist
42N	Yanca J.	0	Conformist	CES	Frusti P.	0	Conformist	JET	Roberts J.	0	Conformist
AAR	Barnes P.	0	Conformist	CES	Joffe E.	0	Conformist	JET	Snyder J.	1	Checker
AAR	Bartolacci A.	0	Conformist	CES	Klempay T.	0	Conformist	JET	Stevens D.	0	Conformist
AAR	Dillen K.	0	Conformist	CES	Langrock E.	0	Conformist	JET	Stoller C.	0	Conformist
AAR	Greene S.	0	Conformist	CES	Nalepa A.	0	Conformist	NPB	Aliff D.	1	Checker
AAR	Jilek J.	0	Conformist	CES	O'Brien C.	0	Conformist	NPB	Baalrud S.	0	Conformist
AAR	Lobdell G.	1	Tripper	CES	Peal D.	0	Conformist	NPB	Erps R.	1	Checker
AAR	Lynn K.	0	Conformist	CES	Stefan A.	0	Conformist	NPB	Grant J.	0	Conformist
AAR	Montalban A.	0	Conformist	DVY	Bourne B.	1	Hooker	NPB	Holmstrom E.	0	Conformist
AAR	Pokorney M.	0	Conformist	DVY	Carlson C.	0	Conformist	NPB	Jefferson D.	0	Conformist
AAR	Schueler D.	1	Tripper	DVY	Caruso M.	0	Conformist	NPB	Joshi C.	0	Conformist
AAR	Vaughn C.	0	Conformist	DVY	Fisher J.	0	Conformist	NPB	Marentette B.	1	Hooker
AST	Barden A.	0	Conformist	DVY	Hescheles D.	0	Conformist	NPB	Rouse C.	0	Conformist
AST	DeWolfe T.	0	Conformist	DVY	Hutton C.	0	Conformist	NPB	Talusan P.	0	Conformist
AST	Erps S.	2	Tripper	DVY	Navarre G.	0	Conformist	NPB	Verburg A.	0	Conformist
AST	Hula A.	1	Checker	DVY	Nilsson J.	1	Tripper	PET	Allen C.	0	Conformist
AST	Huntzicker D.	0	Conformist	DVY	Perry B.	1	Checker	PET	Boutin J.	0	Conformist
AST	Kless J.	1	Tripper	DVY	Udager A.	2	Checker	PET	Forward J.	0	Conformist
AST	Mills J.	0	Conformist	DVY	Weiler M.	0	Conformist	PET	Heald D.	0	Conformist
AST	Schroeder B.	0	Conformist	FDB	Blackburn R.	1	Tripper	PET	Maltese C.	0	Conformist
AST	Schroeder D.	0	Conformist	FDB	Cramer M.	0	Conformist	PET	Nesbitt R.	1	Hooker
AST	Waltz S.	1	Checker	FDB	Dickinson G.	1	Hooker	PET	Opsahl Jeff	2	Tripper
AST	Was A.	1	Checker	FDB	Ellies B.	0	Conformist	PET	Parks C.	0	Conformist
AWR	Clavier A.	1	Tripper	FDB	Grantham L.	0	Conformist	PET	Pawlowski B.	1	Checker
AWR	Daum K.	0	Conformist	FDB	Gregory E.	1	Tripper	PET	Peterson S.	0	Conformist
AWR	Edwards S.	0	Conformist	FDB	Hall E.	1	Hooker	PET	Wells S.	1	Hooker
AWR	Fitzpatrick M.	0	Conformist	FDB	McClelland J.	1	Checker				

Points Per Game By Year

Winter 2025

December 11, 2025

Name	Points per Game per Year				Trend	Name	Points per Game per Year				Trend	Name	Points per Game per Year				Trend
	2025	2024	2023	2022	Rank		2025	2024	2023	2022	Rank		2025	2024	2023	2022	Rank
Ahquist S.	0.48	0.63	0.92	0.73		Gilson T.	0.10	0.43	0.33	0.40		Nalepa A.	0.63	0.27	0.50	0.55	
Aliff D.	1.17	0.00	0.00	0.00		Grant J.	0.05	0.15	0.23	0.37		Navarre G.	0.08	0.24	0.13	0.34	
Allen C.	1.17	0.00	0.00	0.00		Grantham L.	0.52	0.50	0.64	0.60		Nesbitt R.	0.25	0.12	0.30	0.29	
Anday C.	1.25	0.00	0.00	0.00		Gregory E.	0.22	0.28	0.17	0.38		Nilsson J.	1.28	1.42	1.47	1.36	
Baalrud S.	0.88	1.00	0.00	0.00		Hall E.	0.52	0.85	1.00	1.00		O'Brien C.	0.39	0.45	0.27	0.38	
Barden A.	0.35	0.27	0.00	0.00		Hattie M.	1.67	0.00	0.00	0.00		O'Brien M.	1.60	1.16	1.58	1.39	
Barnes P.	0.18	0.43	0.35	0.24		Heald D.	0.32	0.32	0.18	0.18		Opsahl Jeff	0.41	0.31	0.28	0.63	
Bartolacci A.	0.73	0.58	0.00	0.00		Hescheles D.	0.80	0.70	0.57	0.58		Oxender A.	1.28	0.96	1.05	1.08	2
Black S.	0.67	0.00	0.00	0.00		Holmstrom E.	0.71	0.67	0.91	0.90		Paterson A.	0.23	0.36	0.14	0.33	
Blackburn R.	0.31	0.27	0.31	0.54		Hula A.	0.18	0.13	0.19	0.00		Pawlowski B.	0.54	0.68	0.38	0.49	
Bogard S.	0.30	0.40	0.26	0.43		Huntzicker D.	1.32	1.98	1.91	1.67		Peal D.	0.14	0.15	0.19	0.20	
Bourne B.	0.25	0.83	0.94	0.00		Hutton C.	0.35	0.36	0.37	0.33	4	Perkins T.	0.95	1.12	0.98	0.72	
Boutin J.	0.27	0.35	0.13	0.47		Ideson R.	1.22	0.00	0.00	0.00		Perry B.	0.50	0.74	0.89	1.00	
Carlson C.	1.06	1.08	0.91	1.31		Jefferson D.	0.74	0.89	0.96	0.69		Peterson S.	0.57	0.95	0.70	1.42	
Caruso M.	0.71	0.00	0.00	0.00		Jilek J.	1.14	1.02	0.00	0.00		Pokorney M.	1.31	0.90	0.78	0.80	1
Clavier A.	0.43	0.53	0.50	0.92		Joffe Bryan	0.58	0.60	0.00	0.00		Porter J.	1.27	0.73	1.29	1.16	
Copp A.	0.32	0.42	0.19	0.21		Joffe E.	1.19	1.41	1.02	1.16		Roberts J.	0.26	0.21	0.37	0.73	
Crawford M.	1.09	0.63	1.07	0.82		Joffe M.	0.48	0.78	0.59	1.10		Rothhaar D.	0.50	0.00	0.00	0.00	
Crichton J.	0.33	0.33	0.12	0.48		Johnson A.	0.10	0.14	0.16	0.18		Rouse C.	0.16	0.20	0.37	0.30	
DeWolfe T.	0.40	0.58	0.54	0.49		Joshi C.	0.33	0.00	0.00	0.00		Sarosi M.	0.38	0.29	0.42	0.30	
Dickinson G.	1.58	1.08	0.83	1.39		Kessler S.	0.53	0.39	0.25	0.52		Schroeder B.	0.17	0.00	0.00	0.00	
Dillen K.	0.42	0.46	0.00	0.53		Klempay T.	1.18	0.00	0.00	0.00		Schueler D.	0.24	0.36	0.33	0.50	
Edwards S.	0.33	0.23	0.68	0.59		Kless J.	0.43	0.36	0.48	0.38		Snyder J.	0.22	0.00	0.00	0.00	
Ellies B.	0.57	0.53	0.69	0.71		Langrock E.	0.63	0.63	0.35	0.00		Stefan A.	0.44	0.35	0.05	0.26	
Erps R.	0.18	0.16	0.19	0.30		Lewis J.	1.36	0.00	0.00	0.00		Stevens D.	1.45	1.40	1.20	1.33	
Erps S.	1.00	1.41	1.33	1.34		Lobdell G.	0.18	0.28	0.19	0.32		Talusan P.	0.50	0.16	0.47	0.31	
Fisher J.	0.04	0.09	0.12	0.12		Lynn K.	0.29	0.24	0.00	0.00		Udager A.	0.50	0.66	0.73	0.00	
Fitzpatrick M.	0.35	0.66	0.76	1.05		Maltese C.	1.27	1.39	1.77	0.00		Vaughn C.	0.32	0.85	0.41	1.23	
Forward J.	0.72	0.29	0.53	0.43		Marentette B.	1.33	0.00	0.00	0.00		Waltz S.	0.48	0.46	0.32	0.66	
Foster D.	0.83	0.78	1.03	1.23		McBride R.	0.93	0.53	0.54	0.67		Was A.	1.29	0.00	0.00	0.00	
Foster M.	0.21	0.25	0.22	0.24		McClelland J.	0.38	0.34	0.23	0.25		Weiler C.	1.21	1.15	0.98	1.00	
Frantzeskakis P.	0.50	0.38	0.24	0.42	3	Mills J.	1.17	0.00	0.00	0.00		Wells S.	0.63	1.11	0.57	0.94	
Frusti P.	1.05	1.12	1.82	1.42		Montalban A.	1.30	1.38	1.68	0.00		Wilkins F.	0.25	0.09	0.33	0.26	
												Yanca J.	0.50	0.00	0.00	0.00	

Trend Rank = A rank of the players with an increasing rate of the number of points per game per year over the last 5 years.

The rank number is based on the slope of a least-square linear fit to the last five years of points per game data for each player.

The lower the rank number the greater the rate of increase in points per game per year.

The quality of the fit (coefficient of determination) must be greater than 0.4 to be assigned a rank

Player points since 2006

Winter 2025

December 11, 2025

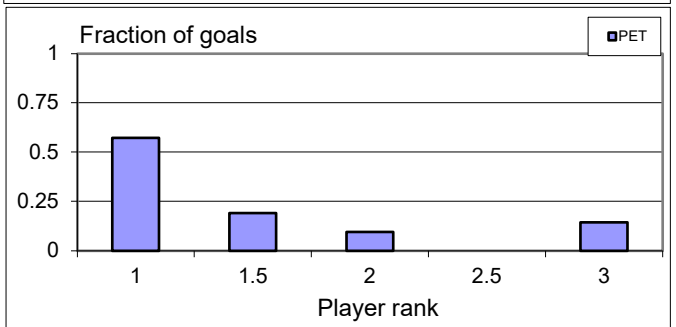
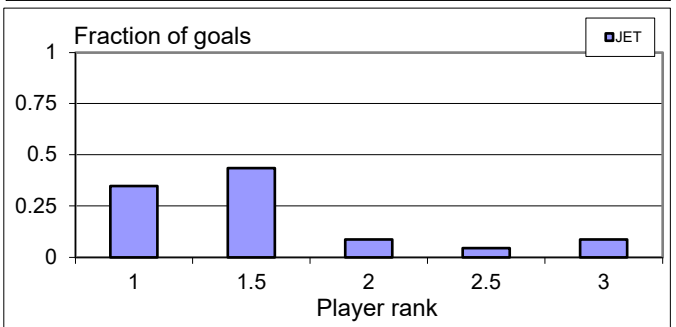
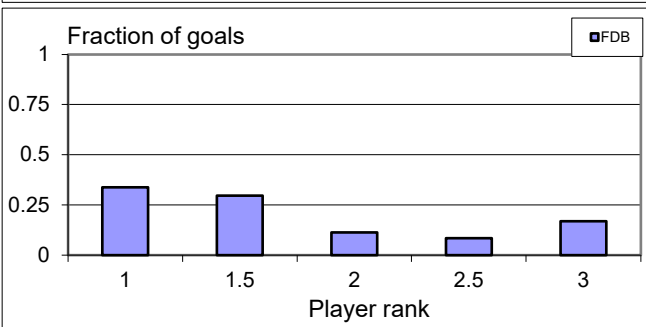
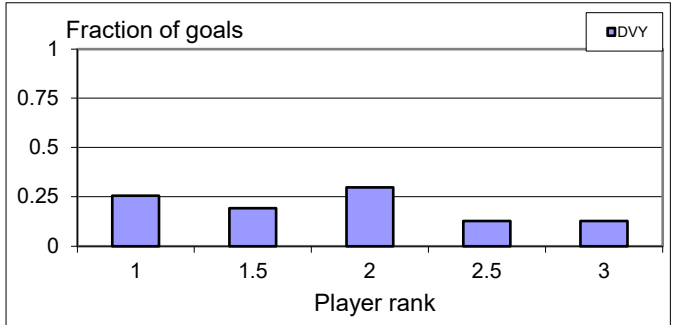
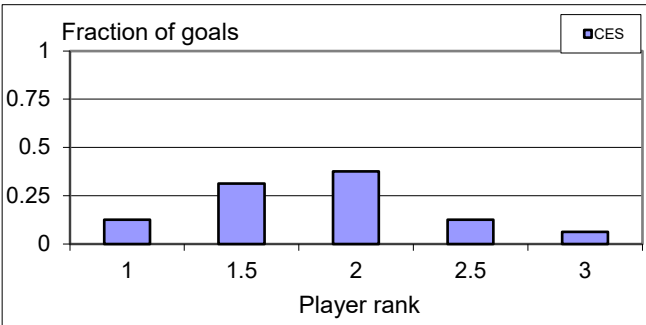
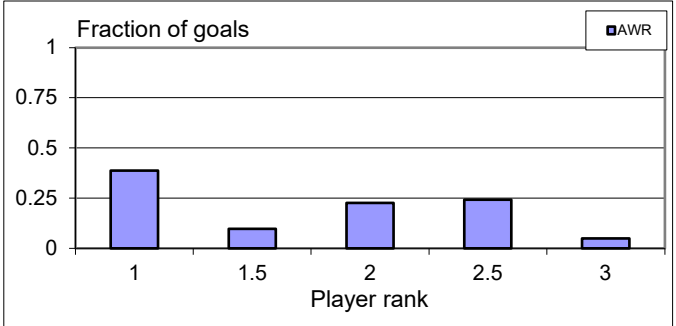
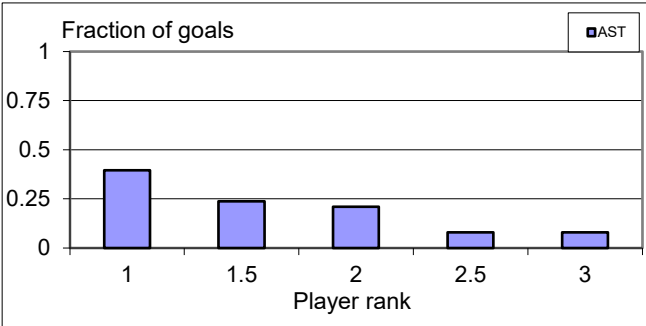
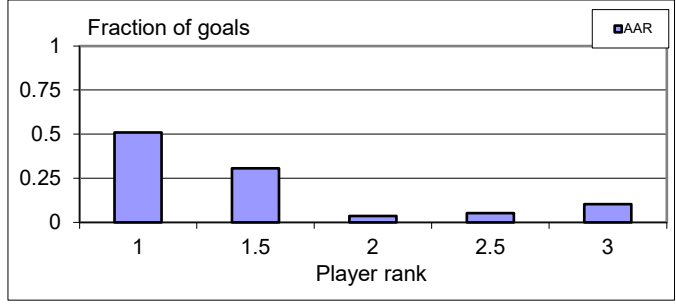
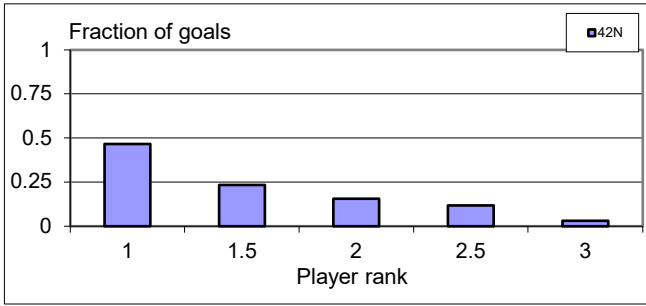
Name	Games	Goals	Asists	Points/Game	Name	Games	Goals	Asists	Points/Game	Name	Games	Goals	Asists	Points/Game
Ahlquist S.	209	64	85	0.71	Gilson T.	542	134	183	0.58	Nilsson J.	141	103	95	1.40
Aliff D.	6	6	1	1.17	Grant J.	187	10	40	0.27	O'Brien C.	397	46	163	0.53
Allen C.	5	3	3	1.20	Grantham L.	849	407	423	0.98	O'Brien M.	385	328	320	1.68
Anday C.	4	1	4	1.25	Greene S.	380	0	0	0.00	Opsahl Jeff	422	202	218	1.00
Baalrud S.	44	27	14	0.93	Gregory E.	318	59	106	0.52	Oxender A.	182	95	86	0.99
Barden A.	50	7	7	0.28	Hall E.	277	168	140	1.11	Parks C.	155	0	6	0.04
Barnes J.	686	0	14	0.02	Hattie M.	26	15	30	1.73	Paterson A.	272	34	73	0.39
Barnes P.	918	218	367	0.64	Heald D.	230	14	47	0.27	Pawlowski B.	245	87	66	0.62
Bartolacci A.	61	25	18	0.70	Hescheles D.	245	92	79	0.70	Peal D.	472	43	95	0.29
Black S.	6	1	3	0.67	Holmstrom E.	337	203	144	1.03	Perkins T.	241	129	110	0.99
Blackburn R.	321	78	103	0.56	Hula A.	101	6	11	0.17	Perry B.	576	297	408	1.22
Bogard S.	802	251	281	0.66	Huntzicker D.	371	453	282	1.98	Peterson S.	374	151	194	0.92
Bourne B.	64	21	34	0.86	Hutton C.	240	50	59	0.45	Pokorney M.	807	592	462	1.31
Boutin J.	720	176	259	0.60	Ideson R.	21	12	15	1.29	Porter J.	187	155	94	1.33
Carlson C.	229	180	127	1.34	Jefferson D.	179	93	67	0.89	Roberts J.	466	95	187	0.61
Caruso M.	6	2	2	0.67	Jilek J.	62	39	29	1.10	Rothhaar D.	6	1	3	0.67
Cieciak C.	440	1	9	0.02	Joffe Bryan	67	21	18	0.58	Rouse C.	200	13	40	0.27
Clavier A.	336	137	155	0.87	Joffe E.	448	425	256	1.52	Sarosi M.	776	180	224	0.52
Copp A.	402	22	155	0.44	Joffe M.	447	233	303	1.20	Schroeder B.	5	0	0	0.00
Cramer M.	191	0	1	0.01	Johnson A.	764	15	149	0.21	Schroeder D.	610	2	6	0.01
Crawford M.	196	86	96	0.93	Joshi C.	6	0	2	0.33	Schueler D.	605	86	210	0.49
Crichton J.	793	251	286	0.68	Kessler S.	384	77	95	0.45	Snyder J.	6	1	0	0.17
Daum K.	46	0	0	0.00	Klempay T.	22	14	12	1.18	Stefan A.	420	58	80	0.33
DeWolfe T.	422	167	183	0.83	Kless J.	498	79	129	0.42	Stevens D.	203	162	127	1.42
Dickinson G.	131	89	60	1.14	Langrock E.	83	16	29	0.54	Stoller C.	182	0	0	0.00
Dillen K.	89	16	25	0.46	Lewis J.	7	7	6	1.86	Talusan P.	142	21	27	0.34
Edwards S.	222	28	71	0.45	Lobdell G.	346	57	92	0.43	Udager A.	110	29	47	0.69
Ellies B.	309	112	105	0.70	Lynn K.	63	7	9	0.25	Vaughn C.	308	136	112	0.81
Erps R.	353	30	71	0.29	Maltese C.	82	70	48	1.44	Verburg A.	208	0	0	0.00
Erps S.	777	655	496	1.48	Marentette B.	6	5	3	1.33	Waltz S.	210	60	47	0.51
Fisher J.	733	13	155	0.23	McBride R.	183	56	70	0.69	Was A.	7	3	6	1.29
Fitzpatrick M.	489	248	211	0.94	McClelland J.	880	109	296	0.46	Weiler C.	152	82	79	1.06
Forward J.	694	241	317	0.80	Mills J.	6	4	3	1.17	Weiler M.	72	0	0	0.00
Foster D.	511	335	260	1.16	Montalban A.	82	56	58	1.39	Wells S.	180	99	66	0.92
Foster M.	490	40	95	0.28	Nalepa A.	215	29	67	0.45	Wilkins F.	165	22	26	0.29
Frantzeskakis P.	730	84	228	0.43	Navarre G.	620	164	175	0.55	Yanca J.	4	1	1	0.50
Frusti P.	205	186	122	1.50	Nesbitt R.	185	17	49	0.36					

*Games = Total number of possible games played starting in September 2006 including games played as a substitute.

Goals by Ranking

Winter 2025

December 11, 2025



Goals are normalized by the number of players at each rank level.