

LIBERTY BASEBALL 2023

24-14



Top L/R: Jack Homoly, Christian Kuchta, Carter Towns and Alex Vazquez

Row 3: Coach Newland, Jack Quetschenbach, Mason Jeffers, Tim Teixeira, Nathan Spengler, Tanner Warner, Coach Bragg and Coach Armilio

Row 2: Caiden Bowman, Noah Williams, Kai Bennett, Charlie Mussorici, Aden Holst, Dane Moberly and Kayden Cook

Front Row: Addison Smith, Tatem Shafer, Chase Littrell, Charlie Marshall and Simon Linde

Pictured below: Graham Lueth, Kaiden Postoak, Kyle Kruske, Jackson Tankesley and Isaiah Hung



JAYS VARSITY SCHEDULE (24-14)

DAY	DATE	TIME	OPPONENT	RESULT	RECORD	STREAK	+/-
Fri	3/17	3:00 PM	Blue Springs	Loss 5-6 (9inn)	0-1	L1	-1
		530pm	Kearney	Loss 1-11	0-2	L2	-11
Mon	3/20	1030am	Platte County	Win 4-3	1-2	W1	-10
		1:00 PM	Rockhurst	Loss 3-9	1-3	L1	-16
Wed	3/22	1:00 PM	LSW	Loss 1-3	1-4	L2	-18
Sat	3/25	3:00 PM	GRAIN VALLEY	Win 8-3	2-4	W1	-13
		530pm	GRAIN VALLEY	Loss 7-10	2-5	L1	-16
Wed	3/29	4:00 PM	@ LSW	Win 6-2	3-5	W1	-12
Fri	3/31	230pm	@ Kickapoo	Loss 0-1	3-6	L1	-13
		500pm	@ Webb City	Win 5-1	4-6	W1	-9
Sat	4/1	10:00 AM	@ Glendale	Loss 12-13	4-7	L1	-10
		3:00 PM	@ Republic	Loss 8-12	4-8	L2	-14
Mon	4/3	4:00 PM	PARK HILL SOUTH	Win 6-1	5-8	W1	-9
Wed	4/5	4:00 PM	@ Staley	Win 6-4	6-8	W2	-7
Fri	4/7	4:00 PM	CENTRAL	Win 8-4	7-8	W3	-3
Wed	4/12	4:00 PM	PARK HILL	Win 10-0	8-8	W4	7
Thu	4/13	4:00 PM	@ Blue Springs	Win 6-5	9-8	W5	8
Fri	4/14	4:00 PM	@ PHS	Loss 6-7	9-9	L1	7
Mon	4/17	5:00 PM	@ Park Hill	Win 4-1	10-9	W1	10
Wed	4/19	4:00 PM	STALEY	Win 8-2	11-9	W2	16
Fri	4/21	4:00 PM	LEE'S SUMMIT	Win 10-0	12-9	W3	26
Sat	4/22	12:00 PM	BLAIR OAKS	Win 4-3	13-9	W4	27
Mon	4/24	4:00 PM	@ Lee's Summit North	Loss 4-7	13-10	L1	24
Thu	4/27	815pm	@ Shawnee Mission North	Win 4-1	14-10	W1	27
Fri	4/28	1115am	@ Olathe North	Win 11-1	15-10	W2	37
	4/28	445pm	@ Olathe South	Win 4-3	16-10	W3	38
Sat	4/29	445pm	@ Derby	Win 6-3	17-10	W4	41
Mon	5/1	4:00 PM	Blue Springs South	L 4-14	17-11	L1	31
Tue	5/2	4:00 PM	@ Blue Springs	Win 10-6	18-11	W1	35
Fri	5/5	4:00 PM	LSN	Win 11-10	19-11	W2	36
Sat	5/6	11:00 AM	Jefferson City	Win 6-3	20-11	W3	39
		1:00 PM		Win 8-5 (8 inn)	21-11	W4	42
Mon	5/8	4:00 PM	@ Lee's Summit	Loss 0-1	21-12	L1	41
Tue	5/9	5:00 PM	Ray-Pec	Win 1-0	22-12	W1	42
Wed	5/10	4:00 PM	Oak Park	Win 8-4	23-12	W2	46
Fri	5/12	5:00 PM	Liberty North	Loss 0-8	23-13	L1	38
Tue	5/16	4:00 PM	St. Joe Central (Districts)	Win 10-0	24-13	W1	48
Thu	5/18	4:00 PM	Staley (Districts)	Loss 3-5	24-14	L1	46

Final record 24W – 14L
Conference 7W – 3L (1st Place)
Post Season 1W – 1L
Win Streak – 5
Finished 20-6 last 26 games
15th consecutive winning season

STALEY 5 V. LIBERTY 3 (GAME 38) - Districts Semis

Blue Jays made a comeback but fall today 5-3. Tenacious group all year, fought through adversity early to see the team grow and compete against everyone. Love these guys, this team's bond is deep. Going to miss all the daily hard work. Team 50 is special! 24-14 Conference Champs

LIBERTY 10 V. ST. JOSEPH CENTRAL 0 (GAME 37) - Districts Round 1

Liberty defeats Central 10-0 in 1st RD of Districts. Simon Linde picks up the Win, 3 K's. Tanner Warner 4 K's. Addison Smith 2 for 4, Jack Quetschenbach 2 for 4, 2 RBI's, Kayden Cook 2 for 4, 2 RBI's. Jays are 24-13. Next up Staley 1pm Thursday @ Creekside note the time change.

LIBERTY NORTH 8 V. LIBERTY 0 (GAME 36)

Jays had a tough one tonight, but not overshadowed was a celebration of 50 years of Jays Baseball. 12 former 1973-75 Jays turned out for recognition of a long history of Liberty Baseball. More memories coming tomorrow, thank you to all former Blue Jays who showed up.



LHS_Baseball @Jays_Baseball · May 13

...

Amazing work Langhorst, check out the memories and the game ball from the first Liberty High victory 4/6/1973 v. Lee's Summit @LanghorstPicts





LHS_Baseball @Jays_Baseball · May 11

...

Liberty baseball is 50 years old this year and to celebrate tomorrow @ William Jewell College v. LN we will have members of the 1973-75 team present. Come out and celebrate with us 4:30pm, game at 5pm, as we continue to remember the past who started our program!



LIBERTY 8 V. OAK PARK 5 (GAME 35)

Liberty defeats Oak Park 8-5. Kai Bennett was solid on the mound Win, 5.2 IP, 7K's 2 ER. Addison Smith 3 for 4, double, 2 triples, 3R. Nathan Spengler 2 for 4, 2 RBI's. Noah Williams 2 for 3, Christian Kutcha drove in 2. Liberty is now 23-12 next up LN @ William Jewell Fri 5pm.

LIBERTY 1 V. RAY-PEC 0 (GAME 34)

Tanner Warner was special today! Warner out hurled Ray-Pec today 1-0 throwing a CG 3 hit shutout. 9 K's 0 BB! Bottom 6th Dane Moberly singled, stole second, adv. to 3B on a WP. Chase Littrell 3-2 single to CF for the go ahead run. Big win! The Jays are now 22-12.



LEE'S SUMMIT 1 V. LIBERTY 0 (GAME 33)


There was not much offense in this one as the Jays offense was stymied by Lee's Summit pitching. Tim Teixeira threw 3 2/3rds striking out 2, 0 hits and allowing 0 runs. Alex Vazquez pitched in relief 2 1/3rd innings striking out 4. Liberty is now 21-12 on the season.

LIBERTY 8 V. JEFF CITY 5 (8 INNINGS GAME 32)

Sat: GM2 what a finish with the walk off from Noah Williams! Liberty wins in 8 innings 8-5 over Jeff City. Nathan Spengler 3 for 5, 2 RBI's. Kayden Cook 2 for 4, 2 RBI's & Noah Williams 2 for 5, HR 3 RBI's. Graham Lueth picks up the Win 2.2 IP 4 K's. Jays are 21-11 next up @ LS

LIBERTY 6 V. JEFF CITY 3 (GAME 31)

Sat: GM1 featured 12 seniors being honored & 2 former Blue Jays Throw/Catch first pitch. Liberty def. Jeff City 6-3, Aden Holst went 3 for 4 with 2 doubles, 2 RBI's. Simon Linde picks up the Win 6 K's, Kayden Cook the SV. Thanks to our seniors you mean everything to our program!





LHS_Baseball @Jays_Baseball · May 5

...

Come join us Saturday (5/6) @ LHS for Senior Day & 2 special people throwing & catching the first pitch. 12 Seniors will be honored at 10:30am followed by HOF Coach John Stipetich & 2002 State Champion 1B Ben McMillen. DH vs Jeff City to follow. Celebrating 50 years of Jays 🍌🍌



LIBERTY 11 V. LSN 10 (GAME 30)

Liberty defeats LSN 11-10 today to capture a share of the GKC Silver Conf. title. Addison Smith big day 2 for 2, 2 doubles, 3 R, 3 RBI's, 2.1 IP 4K's SV. Noah Williams 3 for 3, double. Nathan Spengler 2 for 3. Kai Bennett picks up the Win 6 K's. Jays are now 19-11, 7-2 in Conf.



Congrats to the 9 Blue Jay baseball players who signed and headed to the next level yesterday. Special group and excited for their future! (L-R) Caiden Bowman, Dane Moberly, Noah Williams, Charlie Mussorici, Simon Linde, Kayden Cook, Addison Smith, Chase Littrell and Kai Bennett

LIBERTY 10 V. BLUE SPRINGS 6 (GAME 29)

Liberty def. Blue Springs 10-6 today. Jays pounded out 15 hits. Nathan Spengler led the way 3 for 3, double 2 RBI's, Kayden Cook 3 for 4, double 2 RBI's, Dane Moberly 3 for 5, 2 RBI's Christian Kutcha & Charlie Musoricci each had 2 hits. Tim Teixeira W, 7K's 0BB. Jays are 18-11.

BLUE SPRINGS SOUTH 14 V. LIBERTY 4 (GAME 28)

Tough one for the Jays today vs Blue Sp. South lost 14-5. Addison Smith ended an incredible 29 straight games with a hit dating back to last season. The 29 game hitting streak is the longest in school history, an incredible feat for an incredible player! Liberty is now 17-11

LIBERTY 6 V. DERBY 3 (GAME 27)

Liberty defeats Derby (KS) 6-3 today to finish River City Tourney 4-0. Simon Linde 5 2/3rd strong innings picks up the Win, 7 K's. Addison Smith the Save 2 K's, 1 for 2 at the plate with 2 RBI's. Jack Quetschenbach 2 for 3. Blue Jays are now 17-10

LIBERTY 4 V. OLATHE SOUTH 3 (GAME 26)

Liberty (16-10) defeats #1 Olathe South (13-2) 4-3 in the 2nd game today. Jays walk it off on an Aden Holst HBP. Addison Smith 2 for 3, double. Nathan Spengler 2 for 4. Graham Leuth picks up the win. Big day! Proud of these men!

LIBERTY 11 V. OLATHE NORTH 1 (GAME 25)

Liberty defeats Olathe North 11-1 today @ KU. Kai Bennett dominated the Eagles throwing a CG 4 hitter striking out 6. Bats were red hot Chase Littrell 2 for 4, double, triple. Jack Quetschenbach 1 for 2, triple 2 RBI's. Dane Moberly 2 for 4, 2 RBI's. Jays are 15-10.

LIBERTY 4 V. SHAWNEE MISSION NORTH 1 (GAME 24)

Jays defeat Shawnee Mission North 4-1 tonight. Story was Alex Vazquez who struck out 10 consecutive batters finishing with 11 K's picking up the win. Tim Teixeira struck out 6! Chase Littrell 2 for 4 w/RBI. Liberty is 14-10 next up Olathe North 11:15am Friday @ Univ. of Kansas



LSN 7 V. LIBERTY 4 (GAME 23)

Liberty fell 7-4 to LSN today. Jays move to 13-10 on the season and 7-2 in conference

LIBERTY 4 V. BLAIR OAKS 3 (GAME 22)

Liberty defeats Blair Oaks 4-3 today. Charlie Mussorici after a sluggish first inning settled in and took a no hitter to the 7th, struck out 7 allowed 2 hits for the Win. Alex Vazquez picks up the save. Nathan Spengler 2 for 2 & Chase Littrell 1 for 2, double RBI. Liberty is 13-9

LIBERTY 10 V. LEE'S SUMMIT 0 (GAME 21)

Jays defeated Lee's Summit 10-0 today. Kai Bennett was solid on the mound 5 1/3rd IP, 0 R, 4 K's picking up the win. Jack Quetschenbach 2 for 4, double 3 RBI's. Addison Smith 2 for 4 w/triple. Liberty is now 12-9 & 7-1 in conference. Next up Blair Oaks 12pm Sat.



LHS_Baseball @Jays_Baseball · Apr 19

Love this team love this program! 50 great years of Blue Jay Baseball these fine young men representing! Go Blue @LanghorstPics



LIBERTY 8 V. STALEY 2 (GAME 20)

Liberty def. Staley 8-2 today! Big 5 run 6th sealed it. Nathan Spengler 2 for 3, double, 2 run home run. Add Smith 2 for 3, triple 2 RBIs, Chase Littrell 2 for 4, 2 RBIs, Jack Homoly 2 for 3, double. Smith gets the W on the mound and Alex Vazquez the save. Jays are now 11-9 & 6-1 in conf.

LIBERTY 4 V. PARK HILL 1 (GAME 19)

Liberty defeats Park Hill 4-1 behind a strong pitching performance by Simon Linde CG 6K's scattering 4 hits. Kayden Cook 2 for 4 w/2 RBI's, Dane Moberly 2 for 3 Chase Littrell, Christian Kutcha and Kayden Cook big RBI singles! Jays are now 10-9 and 5-1 in conference.

PARK HILL SOUTH 7 V. LIBERTY 6 (GAME 18)

Liberty's late rally falls short to Park Hill South, final score 7-6. Nathan Spengler 2 for 3, Jack Homoly 2 for 3 with 2 RBI's. Jack Quetschenbach drove in 2 runs. Liberty is 9-9 and 4-1 in conference play. Jays look to get back on track Monday @ Park Hill 5pm.

LIBERTY 6 V. BLUE SPRINGS 5 (GM 17)

Liberty defeats Blue Springs 6-5 today. Jack Quetschenbach 2 for 4 double, 3 RBI's. Dane Moberly 2 for 3. Alex Vazquez 4 IP 3K's in relief Addison Smith closed it down in the 7th. Kayden Cook BIG two out go ahead single in the 7th to give the Jays the win. Liberty is now 9-8

LIBERTY 10 V. PARK HILL 0 (GM 16)

Jays put one together today defeating Park Hill 10-0. Jack Quetschenbach 2 for 3, double 3 bibbies. Dane Moberly 2 for 2, double 2 bibs. Jack Homoly & Jackson Tankesley 2 hits a piece. Simon Linde was dominant on the bump CG shutout, 4 K's. Liberty is 8-8, 4-0 in conf play.

LIBERTY 8 V. CENTRAL 4 (GM 15)

Liberty defeats Central 8-4 today. Addison Smith 2 for 3, double. Jack Quetschenbach & Jackson Tankesley each drove in 2 runs. Dane Moberly 2 for 3. Alex Vazquez the 2 inning save 3 K's. Jays are 7-8 and 3-0 in conference play. Next up Mon. at home v. Park Hill 4pm

LIBERTY 6 V. STALEY 4 (GM 14)

Liberty defeats Staley tonight 6-4. Addison Smith set the tone at the plate going 3 for 4, Jackson Tankesley had a big 2 run single. Noah Williams went 2 for 4. Kai Bennett picks up the Win 3 K's, Simon Linde the save 2 K's. Jays are now 6-8 and 2-0 in Conference play.

LIBERTY 6 V. PHS 1 (GM 13)

Liberty defeats PHS 6-1 today. Jack Quetschenbach with a 380 ft blast to RC for a 2 run homer. Addison Smith 2 for 3 & Chase Littrell 3 for 4 with a triple. Addison Smith & Kayden Cook scattered 3 hits over 6 innings, Charlie Mussorici 3 k's to finish the 7th. Jays are 5-8

REPUBLIC 12 V. LIBERTY 8 (SPRINGFIELD RED/BLUE SERIES) - GM12

Jays fell 12-8 in the last game of the Red/Blue series. Addison Smith went 2 for 3, Nathan Spengler 2 for 4, Jackson Tankesley 2 for 4 and Kayden Cook 2 for 4 with a homer and 3 RBI's. Jack Quetschenbach drove in 3 runs.

KICKAPOO 1 V. LIBERTY 0 (SPRINGFIELD RED/BLUE SERIES) - GM11

GM2: Kickapoo wins 1-0 in the 7th. Story was Kai Bennett who threw a no hitter! Bennett was dominant striking out 6 throwing only 79 pitches. Liberty stranded 6 base runners at 2nd base but could not plate a run. Jack Quetschenbach 1 for 1, double 2 BB. Liberty is now 4-6.

LIBERTY 5 V. WEBB CITY 1 (SPRINGFIELD RED/BLUE SERIES) - GM10

GM1: Liberty defeats Webb City 5-1 behind Simon Linde's CG 7inn 2 hit performance on the mound. Linde dominated throwing only 69 pitches striking out 4. Dane Moberly & Jack Quetschenbach each drove in 2 runs. Jays are now 4-5.

KICKAPOO 1 V. LIBERTY 0 (SPRINGFIELD RED/BLUE SERIES) - GM9

GM1: Liberty defeats Webb City 5-1 behind Simon Linde's CG 7inn 2 hit performance on the mound. Linde dominated throwing only 69 pitches striking out 4. Dane Moberly & Jack Quetschenbach each drove in 2 runs. Jays are now 4-5.

LIBERTY 6 V. LSW 2 (GM8)

Jays defeat LSW 6-2 on the road today. Jack Homoly went 2 for 4 with 2 RBI's, Chase Littrell 2 for 4 & Dane Moberly 2 for 4. Alex Vazquez picks up the Win, Charlie Mussorici 3 K's. Liberty is now 3-5 and head to Springfield this weekend.

GRAIN VALLEY 10 V. LIBERTY 7 (GM7)

GM 2 today went beyond a 13 inning game and the Jays fell 10-7. Nathan Spengler 3 for 7, Chase Littrell 2 for 4, Kayden Cook 3 for 5 & Jack Quetschenbach 2 for 5. Liberty battled and was proud of these guys! 4 hours 32 min!

LIBERTY 8 V. GRAIN VALLEY 3 (GM6)

GM 1 today the Jays defeated Grain Valley 8-3 behind a strong outing by Simon Linde 9 K's...Addison Smith 2-2 with a bomb, Nathan Spengler 3-4, HR, 2 doubles & 5 RBI's. Chase Littrell 2 for 3. Liberty is now 2-4

LEE'S SUMMIT WEST 3 V. LIBERTY 1 (GM5)

Another tough one today, Addison Smith just missed a cycle by 5 feet. Addison went 3 for 4 with a double and triple. Sophomore Jack Quetschenbach was 2 for 2. Alex Vazquez threw 6 strong innings of relief striking out 3 and only allowing 1 earned run. Jays are 1-4

ROCKHURST 9 V. LIBERTY 3 (GM4)

Rockhurst had the best of this game working 3 runs in the 3rd and 4 runs in the 4th inning. Noah Williams went 2 for 4. Isaiah Hung strikes out 5. Liberty is 1-3

LIBERTY 4 V. PLATTE COUNTY 3 (GM3)

Finally the Jays put a game together in this early part of the season. Addison Smith led the way going 3 for 3, Nathan Spengler went 2 for 2. Strong start by Charlie Mussorici throwing 4 1/3rd with 5 strikeouts. Tatem Shafer picks up the save going 2 2/3rds. Liberty is now 1-2 on the season.

KEARNEY 11 V. LIBERTY 1 (GM2)

GM 2 Liberty once again struggles to score runs and the pitching gives up 11 runs. Addison Smith goes 1 for 2 with a double. Jays are now 0-2 on the season.


BLUE SPRINGS 6 V. LIBERTY 5 (9 INNINGS) GM1


Game one of the 2023 season. Liberty is at Creekside to take on Blue Springs. It was a long game with the offense having many chances to score, but just could not finish. Kai Bennett threw 4 strong innings striking out 6. Liberty is now 0-1 on the season and takes on Kearney.




























Liberty baseball's 50th season comes to close

By Liam Keating sports@mycouriertribune.com May 24, 2023 Updated May 24, 2023

RIVERSIDE — The 50th season of Liberty baseball came to a close in the district tournament. The Blue Jays were ousted by Staley in the Class 6 District 8 Semifinals May 18. The Falcons defeated Liberty 5-3 to advance to the district championship. Staley eventually lost to Liberty North.



Liberty's head coach Kirk Bragg embraces his team following a loss to Staley in the Class 6 District 8 Semifinals on Thursday, May 18. Liam Keating/Courier-Tribune

The Blue Jays scored all three of their runs in the final inning of the game as they tried to mount a comeback while down 5-0. Jack Quetschenbach opened the inning by gaining a base via a walk. Christian Kuchta drilled a liner toward centerfield that was mishandled by the defense.



Liberty's Christian Kuchta celebrates after reaching third base for the Blue Jays in the Class 6 District 8 Semifinals on Thursday, May 18. Liam Keating/Courier-Tribune

Kuchta was able to scamper to third base, scoring the first run of the game. Noah Williams followed Kuchta's shot by earning a walk. Kayden Cook was next to the plate and smashed a deep double to the warning track. Cook scored two runs. The Blue Jays could not keep the rally going as their season came to an end.

"I told them that getting three outs in baseball is extremely hard to do. We put it together there toward the end," Liberty head coach Kirk Bragg said.



Liberty's Kayden Cook celebrates after driving in two runs during the Class 6 District 8 Semifinals on Thursday, May 18. Liam Keating/Courier-Tribune

The Blue Jays finished the season winning 11 of their final 15 games. This included a conference championship, of which Bragg noted he was most proud. Liberty graduated 12 seniors from the program with nine of the 12 moving on to play at the next level.

Addison Smith will be joining the Cowboys of Oklahoma State. Chase Littrell and Kai Bennett will play at Washburn. Williams and Cook will join Northwest Missouri State. Linde will be head to Indiana to play for Butler University. Dane Moberly will be attending Drury University. Charlier Mussorici will play for Crowder Junior College and Caiden Bowman will head to Highland Community College.



Liberty's Simon Linde covers first base in the Class 6 District 8 Semifinals on Thursday, May 18. Liam Keating/Courier-Tribune

"You coach to lead and hope that you can teach them to play a game that they respect. Hopefully, there are some things in the program that they can take with them beyond just playing," Bragg said. "The thing I don't like is that I don't get to coach these kids tomorrow."

Bragg shared that he plans to honor all 50 years of Liberty baseball through the team's Twitter account this summer. He will utilize stats and photographs to commemorate the great teams that have played for the Blue Jays in the last half century.

In other team news, longtime assistant coach to Bragg, Vince Armilio, will become the new athletic director at St. Pius X High School in July.


Armilio is an alum of the school and was inducted into their athletic hall of fame in 2021.

Sports Writer Liam Keating

District semifinals begin today for area baseball teams

May 18, 2023

RIVERSIDE — The district tournament has begun and area teams have advanced to the semifinals. Liberty, Liberty North, Kearney and Smithville will all vie for a chance at the district championship by playing in the semis at Creekside Baseball Park on Thursday, May 18.



Liberty's Addison Smith has been one of the best players for the Blue Jays this season. Liam Keating/Courier-Tribune

Liberty

The Blue Jays (24-13) will meet Staley in the semifinals with a 1 p.m. first-pitch time. Liberty dominated St. Joseph Central in the opening round by a score of 10-0 on Tuesday, May 16. Simon Linde earned the win as he struck out three batters. Jack Quetschenbach and Kayden Cook finished with two RBIs each.

This is the third meeting between Liberty and Staley (22-13) this season. The Blue Jays have won the first two

match-ups. They defeated the Falcons 6-4 on April 5. Liberty followed it with a 8-2 win at home against them on April 19. Staley defeated Park Hill 5-4 in the first round.

Liberty avoids complacency during winning run

May 4, 2023



Liberty's Tanner Warner pitches against Blue Springs South on Monday, May 1. Liam Keating/Courier-Tribune

LIBERTY — The progression of Liberty's baseball season has been amazing to watch. Liberty started the season with a 2-5 record, but the team has stayed the course and trusted their talent to progress nicely throughout the year. The Blue Jays have won 14 of their last 17 games, which has been highlighted by their best performances of the season.

The Blue Jays participated in the competitive River City Tournament in Lawrence, Kansas. The four-game event saw Liberty compete against some of the best teams in Kansas. Liberty defeated Shawnee Mission North 4-1 April 27.

Liberty followed it with a 11-1 win over Olathe North and a 4-3 win against Olathe South on Friday, April 28. The final game for Liberty gave them a 6-3 win against Derby on Saturday, April 29. It was a big week for the team, according to head coach Kirk Bragg.

“We did everything that we could to win those four games and we went after them and were able to get four wins out of that,” he said. “I thought the boys played well and responded well. I was really happy.”

The big thing for Liberty is to not rest on their laurels, according to Bragg. He wants the team to keep doing simple things that has allowed them to get better throughout the season.

“We started off the season really slow. When we started winning, now that is what we are doing,” Bragg said. “When you win a couple and then you take a step back and lose one, maybe they didn’t put in the effort. So, we have been trying to change that and fight it.”

Liberty dropped their next game 14-5 to Blue Springs South, the No. 1-ranked team in Missouri, Monday, May 1.

The Blue Jays burned many of their top pitchers in the River City Tournament so it was going to be tough to slow down the Jaguars.

The Blue Jays bounced back with a convincing 10-6 win on the road against Blue Springs on Tuesday, May 2.

Liberty will meet Lee’s Summit North at home on Friday, May 5.



PRESEASON HIGH SCHOOL PREVIEW: LIBERTY

Tue March 14, 2023

By: Diego Solares

Area Scout, Illinois & Missouri

The Missouri high school baseball season is set to kick off shortly, with 'Opening Day' set for March 17th. Over the next two weeks, leading up to opening day, we'll be publishing our team previews ahead of the 2023 spring season, touching on programs spanning all state classifications. Our 2023 preseason coverage continues today.

Team: Liberty

2022 Record: 29-10

Conference: Greater Kansas City Suburban - Silver

Classification: 6A

Head Coach: Kirk Bragg

X-FACTOR

Addison Smith, INF, 2023, Oklahoma State signee: Smith performed throughout the summer circuit across multiple looks to our scouts, shining at stops over Creekside, LakePoint, and the Area Code Games. He starred for the Blue Jays last season, earning both first team all-state and all-conference honors for his efforts. Smith's long been a favorite of Shooter Hunt, our President of Scouting, and he earned high praise after an up-close look in San Diego last August:

"...polished off a stellar summer with a strong performance in San Diego. Utilizing a larger leg hang to gain ground through impact from both sides, he was consistently on-time throughout with a flat path that delivered gap-to-gap strength with some pull side power potential . The wiry-thin, 6-foot-1, 175-pound shortstop has plenty of room to continue adding strength, and while he is not dynamic on the infield, he is as consistent as they come with the glove, and has a quick release with adequate arm strength that is likely a future average tool."

NEWCOMER TO WATCH

Simon Linde, RHP, 2023, Butler signee: Linde was a huge in-state winner over last year's summer circuit, rising inside the top 50 prospects in the state's current 2023 rankings as a result. He really looked the part at Creekside over multiple looks, capping it off with an eventual commitment to Butler. Adding an arm like Linde only deepens Liberty's pitching staff and gives head coach Kirk Bragg even more talent to trot out on a game-to-game basis. A quick nugget on Linde from our past looks:

"...6-foot-1, 190-pound physically built athlete with broad shoulders and strength in the lower half. Took the mound for Mac N Seitz on Friday and showed a power two-pitch mix. Worked the zone with an upper-80s fastball that featured natural arm-side run down in the zone. Turned to a hard, sharp 76-78 mph slider with late break that paired well with his fastball. Twirled a three-hit, complete game win."

OUTLOOK

Liberty won 29 games last season and made a run all the way to their District championship, dropping a heartbreaking walk-off contest to eventual state champion Liberty North, 4-3. A handful of noteworthy names departed, including 2022 PBR Player of the Year RHP [Karson Milbrandt](#) (2022; Miami Marlins draftee), but the Blue Jays also return a steady crop of talent that's more than capable of building off last year's success.

Aside from the aforementioned Smith, Liberty brings back a pair of all-conference bats in OF [Chase Littrell](#) (2023; Washburn University) and OF [Dane Moberly](#) (2023; Drury) that both played key roles last spring. They'll be relied upon once again this upcoming season, as well as INF [Kayden Cook](#) (2023), who previously earned honorable mention all-conference honors. A few other names to know that deepen this roster offensively are INF [Wyatt Peacock](#) (2024), OF [Carter Towns](#) (2024), MIF [Christian Kuchta](#) (2024), C [Mason Jeffers](#) (2025), and OF [Jack Quetschenbach](#) (2025).

Though mostly inexperienced, the Blue Jays have no shortage of impact talent on the mound scattered throughout the roster. RHP [Kai Bennett](#) (2023; Washburn University) was an all-conference honorable mention last spring and returns with higher expectations heading into his senior year. The 6-foot-4, 200-pound PBR Future Games alum has always worked the zone in our looks, featuring a mid-to-high-80s fastball with two legitimate breaking balls, each spinning in the mid-70s at 2500+ RPM. RHP [Charlie Mussorici](#) (2023; Crowder JC) is another senior arm to know on this staff with loud stuff, working his fastball into the upper-80s at our events with a real swing-and-miss breaking ball that's breached the 2700 RPM mark previously.

A pair of junior arms capable of making an impact this spring: RHP [Tim Teixeira](#) (2024) and RHP [Tanner Warner](#) (2024). Teixeira represented Team Missouri at the Future Games in the summer and spins one of the state's best breaking balls - a 2900+ RPM sweeping slider at 70-73 mph - to go along with an 84-87 mph fastball. Like his counterpart, Warner also owns a breaking ball capable of missing bats, throwing it with conviction in the low-70s. His fastball jumps from a high slot, carrying into the upper-half of the zone in the mid-to-high-80s, touching as high as 88 mph at Creekside last summer.

BOTTOM LINE

A group of experienced and proven seniors on the offensive end to compliment a pitching staff that's rich with talent has Liberty slated as a top team yet again across the state.

Follow along [@PBRMissouri](#) for complete coverage of the 2023 high school season.



Batting Stats - LIBERTY BLUE JAYS 2023 (Thru 38 games)

#	Name	G	PA	AB	R	H	1B	2B	3B	HR	RBI	AVG	BB	SO	HBP	SB	SF	SAC	OBP	SLG	OPS	BABIP	AB/RSP	H/RSP	BA/RSP	TP
2	Addison Smith	38	151	117	44	52	32	12	7	1	20	0.444	27	19	5	20	1	2	0.560	0.692	1.252	0.520	31	12	0.387	564
10	Charlie Mussorici	12	17	14	2	6	4	2	0	0	5	0.429	2	4	0	0	1	1	0.471	0.571	1.042	0.545	8	4	0.500	56
7	Nathan Spengler	38	142	113	29	48	29	9	2	2	22	0.425	17	10	6	16	2	6	0.514	0.593	1.107	0.447	45	19	0.422	475
25	Tanner Warner	1	3	3	0	1	1	0	0	0	0	0.333	0	2	0	0	0	0	0.333	0.333	0.667	1.000	1	0	0.000	12
14	Jack Quetschenbach	30	104	87	13	29	17	7	2	1	32	0.333	10	18	4	7	0	3	0.426	0.494	0.920	0.412	40	16	0.400	361
3	Alex Vazquez	4	4	3	0	1	1	0	0	0	0	0.333	1	1	0	0	0	0	0.500	0.333	0.833	0.500	2	0	0.000	19
1	Chase Littrell	38	147	115	37	38	21	10	4	0	19	0.330	21	24	8	16	2	3	0.459	0.487	0.946	0.409	43	12	0.279	555
9	Jack Homoly	26	76	61	11	20	17	2	0	0	7	0.328	10	23	3	8	1	2	0.440	0.361	0.801	0.513	23	5	0.217	256
4	Kayden Cook	36	127	101	12	29	21	3	0	1	22	0.287	21	13	2	5	1	3	0.416	0.347	0.763	0.318	47	16	0.340	462
11	Dane Moberly	38	123	102	14	29	22	2	0	0	19	0.284	18	20	1	8	0	2	0.397	0.304	0.701	0.354	43	12	0.279	429
6	Christian Kuchta	29	78	58	13	16	13	3	0	0	11	0.276	13	10	2	5	0	5	0.425	0.328	0.752	0.333	20	7	0.350	281
29	Noah Williams	36	104	76	17	19	14	3	0	1	14	0.250	20	17	3	2	1	5	0.420	0.329	0.749	0.305	35	7	0.200	393
28	Jackson Tanquesley	18	52	45	5	10	7	2	1	0	9	0.222	4	13	0	0	1	3	0.280	0.311	0.591	0.303	21	8	0.381	176
8	Aden Holst	26	67	52	14	9	4	5	0	0	8	0.173	10	16	3	7	0	2	0.338	0.269	0.608	0.250	22	6	0.273	260
5	Charlie Marshall	12	16	12	2	2	1	0	0	0	0	0.167	3	5	0	2	0	1	0.333	0.167	0.500	0.286	4	2	0.500	74
23	Carter Towns	15	28	25	5	4	3	1	0	0	3	0.160	2	13	0	0	0	1	0.222	0.200	0.422	0.333	7	1	0.143	114
21	Mason Jeffers	4	8	7	0	1	1	0	0	0	0	0.143	1	2	0	0	0	0	0.250	0.143	0.393	0.200	2	0	0.000	28
19	Kyle Kruske	2	5	5	1	0	0	0	0	0	0	0.000	0	2	0	0	0	0	0.000	0.000	0.000	0.000	1	0	0.000	21
9	Hank Blackburn	1	1	1	0	0	0	0	0	0	0	0.000	0	1	0	0	0	0	0.000	0.000	0.000	0.000	0	0	0.000	3
28	Isaiah Hung	1	1	1	0	0	0	0	0	0	0	0.000	0	1	0	0	0	0	0.000	0.000	0.000	0.000	1	0	0.000	4
17	Simon Linde	1	0	0	1	0	0	0	0	0	0	0.000	0	0	0	1	0	0	0.000	0.000	0.000	0.000	0	0	0.000	0
TOTALS		38	1254	998	220	314	208	61	16	6	191	0.315	180	214	37	97	10	39	0.433	0.426	0.859	0.391	396	127	0.321	4543



Pitching Stats - Liberty Blue Jays 2023 (Thru 38 games)

#	Name	G	W	L	SV	CMP	QS	IP	BF	Ball	Str	PIT	H	2B	3B	HR	R	ER	ERA
19	Kyle Kruske	1	0	0	0	0	0	1.0	3	1	4	5	0	0	0	0	0	0	0.00
13	Graham Lueth	2	2	0	0	0	0	3.7	13	17	30	47	2	0	0	0	0	0	0.00
29	Noah Williams	1	0	0	0	0	0	1.0	3	1	5	6	0	0	0	0	0	0	0.00
24	Tim Teixeira	4	1	0	0	0	3	10.3	43	76	130	206	5	1	1	0	3	2	1.36
17	Simon Linde	13	7	2	1	3	7	55.7	233	314	550	864	38	3	0	1	18	16	2.01
27	Kai Bennett	10	5	3	0	1	4	43.0	185	283	433	716	28	4	0	2	20	13	2.12
2	Addison Smith	10	1	2	4	0	2	20.7	97	114	207	321	19	2	0	1	10	7	2.37
3	Alex Vazquez	12	3	2	4	0	0	33.3	149	210	343	553	30	8	0	1	19	13	2.73
4	Kayden Cook	6	1	1	1	0	0	11.7	60	93	150	243	18	5	0	1	9	8	4.80
10	Charlie Mussorici	10	2	1	1	0	2	27.7	140	233	348	581	27	6	1	0	28	23	5.82
28	Isaiah Hung	5	0	0	0	0	0	9.3	49	84	114	198	10	1	1	0	8	8	6.00
1	Chase Littrell	4	0	0	0	0	0	3.3	18	30	35	65	4	2	0	0	3	3	6.31
30	Caiden Bowman	7	0	1	0	0	1	10.3	49	90	107	197	8	1	0	0	10	9	6.10
25	Tanner Warner	9	2	2	0	1	1	20.7	108	161	248	409	22	2	0	2	27	22	7.45
18	Tatem Shafer	7	0	0	1	0	0	9.0	46	68	79	147	13	3	2	0	11	10	7.78
8	Aden Holst	1	0	0	0	0	0	0.3	4	11	8	19	2	1	0	0	1	1	21.21
12	Preston Franklin	1	0	0	0	0	0	0.3	5	14	9	23	1	0	0	0	3	2	42.42
19	Kaiden Postoak	1	0	0	0	0	0	0.0	3	10	8	18	1	0	0	0	3	2	0.00
31	Logan Sutton	1	0	0	0	0	0	0.0	3	9	3	12	1	0	0	0	0	0	0.00
TOTALS		38	24	14	12	5	20	261.3	1211	1819	2811	4630	229	39	5	8	173	139	4.60

#	Name	K	BB	K/BB	HB	WP	2B	3B	HR	WHIP	BAA	BABIP	GO	AO	FPS	FPB	FPS%	123	S%	B%
19	Kaiden Postoak	0	2	0.00	0	0	0	0	0	0.000	1.000	1.000	0	0	0	3	0.000	0	44.4	55.6
31	Logan Sutton	0	2	0.00	0	0	0	0	0	0.000	1.000	1.000	0	0	0	3	0.000	0	25.0	75.0
19	Kyle Kruske	0	0	0.00	0	0	0	0	0	0.000	0.000	0.000	1	2	2	1	0.667	1	80.0	20.0
13	Graham Lueth	4	0	0.00	0	0	0	0	0	0.545	0.154	0.222	4	3	8	5	0.615	1	63.8	36.2
29	Noah Williams	0	0	0.00	1	0	0	0	0	0.000	0.000	0.000	0	2	3	0	1.000	1	83.3	16.7
24	Tim Teixeira	17	6	2.83	0	0	1	1	0	1.065	0.135	0.250	8	4	28	15	0.651	4	63.1	36.9
17	Simon Linde	57	20	2.85	7	6	3	0	1	1.042	0.187	0.255	75	29	154	81	0.655	20	63.7	36.3
27	Kai Bennett	45	21	2.14	4	1	4	0	2	1.140	0.177	0.234	42	34	115	72	0.615	17	60.5	39.5
2	Addison Smith	16	11	1.45	0	1	2	0	1	1.452	0.221	0.261	24	22	58	38	0.604	6	64.5	35.5
3	Alex Vazquez	35	15	2.33	3	1	8	0	1	1.350	0.233	0.312	34	27	91	61	0.599	11	62.0	38.0
4	Kayden Cook	5	5	1.00	2	0	5	0	1	1.971	0.340	0.362	14	13	32	28	0.533	2	61.7	38.3
10	Charlie Mussorici	33	19	1.74	8	3	6	1	0	1.663	0.245	0.342	23	22	90	51	0.638	9	59.9	40.1
28	Isaiah Hung	11	8	1.38	3	2	1	1	0	1.929	0.270	0.385	10	7	26	23	0.531	0	57.6	42.4
1	Chase Littrell	3	3	1.00	1	1	2	0	0	2.100	0.286	0.364	2	5	11	7	0.611	0	53.8	46.2
30	Caiden Bowman	12	10	1.20	3	2	1	0	0	1.742	0.222	0.333	11	5	22	27	0.449	1	54.3	45.7
25	Tanner Warner	31	15	2.07	5	4	2	0	2	1.790	0.253	0.370	17	11	63	46	0.578	4	60.6	39.4
18	Tatem Shafer	1	6	0.17	3	1	3	2	0	2.111	0.351	0.361	12	11	21	25	0.457	2	53.7	46.3
8	Aden Holst	1	1	1.00	0	0	1	0	0	9.000	0.667	1.000	0	0	1	3	0.250	0	42.1	57.9
12	Preston Franklin	1	3	0.33	0	0	0	0	0	12.000	0.500	1.000	0	0	3	2	0.600	0	39.1	60.9
TOTALS		272	147	1.85	40	22	39	5	8	1.439	0.226	0.301	277	197	728	491	0.597	79	60.7	39.3



Fielding Stats - Liberty Blue Jays 2023 (Thru 38 games)

#	Name	G	E	PO	A	SBA	CS	DP	PB	FP%	IP
13	Brooks Ragland	1	0	5	0	1	0	0	1	1.000	7.0
24	Tim Teixeira	4	0	0	3	0	0	0	0	1.000	10.3
17	Simon Linde	13	0	5	14	0	0	0	0	1.000	55.7
21	Mason Jeffers	8	0	34	1	9	1	0	3	1.000	32.0
25	Tanner Warner	9	0	0	5	0	0	0	0	1.000	20.7
28	Isaiah Hung	5	0	0	2	0	0	0	0	1.000	9.3
10	Charlie Mussorici	21	0	8	6	0	0	0	0	1.000	83.3
18	Tatem Shafer	7	0	1	1	0	0	0	0	1.000	9.0
19	Kyle Kruske	2	0	0	2	0	0	0	0	1.000	2.0
29	Noah Williams	38	2	250	17	17	2	6	23	0.993	232.7
5	Charlie Marshall	12	1	46	4	10	0	1	5	0.980	37.0
1	Chase Littrell	38	2	63	1	0	0	1	0	0.970	260.0
28	Jackson Tankesley	8	2	55	3	0	0	2	0	0.967	42.3
6	Christian Kuchta	27	3	20	42	0	0	4	0	0.954	149.3
23	Carter Towns	8	2	38	1	8	1	0	5	0.951	42.7
2	Addison Smith	38	7	33	92	0	0	8	0	0.947	260.7
14	Jack Quetschenbach	24	1	12	1	0	0	0	0	0.929	130.0
4	Kayden Cook	37	14	139	27	0	1	2	0	0.922	234.0
3	Alex Vazquez	15	1	3	8	0	0	0	0	0.917	40.0
11	Dane Moberly	35	3	27	1	0	0	0	0	0.903	224.7
7	Nathan Spengler	38	9	23	56	0	0	5	0	0.898	253.3
8	Aden Holst	31	2	17	0	0	0	0	0	0.895	148.7
27	Kai Bennett	10	3	2	16	0	0	1	0	0.857	43.0
9	Jack Homoly	9	2	2	8	0	0	0	0	0.833	42.3
12	Preston Franklin	1	0	0	0	0	0	0	0	0.000	0.3
9	Hank Blackburn	1	0	0	0	0	0	0	0	0.000	2.0
30	Caiden Bowman	7	0	0	0	0	0	0	0	0.000	10.3
0	Kaiden Postoak	1	0	0	0	0	0	0	0	0.000	0.0
31	Logan Sutton	1	0	0	0	0	0	0	0	0.000	0.0
13	Graham Lueth	2	0	0	0	0	0	0	0	0.000	3.7
TOTALS		38	54	783	311	45	5	11	37	0.953	2386.3

Overall Team W/L Records				
TM	YR	W	L	QUICK SEASON REVIEW
1	1973	8	14	Inaugural Season played at City Park (Ron Brumley HC) First win 8-4 victory over Lee's Summit
2	1974	12	7	Conference Champs (1)
3	1975	12	11	
4	1976	13	5	Conference Champs (2)
5	1977	14	8	Conference Champs (3)
6	1978	6	15	
7	1979	8	9	
8	1980	10	10	
9	1981	9	13	District Winners (1)
10	1982	11	6	
11	1983	11	5	Conference Champs (4)
12	1984	9	9	
13	1985	12	9	
14	1986	16	4	Conference Champs (5)
15	1987	8	12	
16	1988	15	6	Conference Champs (6)
17	1989	14	8	Conference Champs (7)
18	1990	6	10	
19	1991	12	8	District Winners (2)
20	1992	14	7	Conference Champs (8)
21	1993	15	4	Conference Champs (9)
22	1994	13	10	District Winners (3)
23	1995	8	9	
24	1996	11	10	
25	1997	15	8	
26	1998	21	3	Conference Champs (10), District Winners (4)
27	1999	11	10	
28	2000	18	10	District Winners (5)
29	2001	19	10	District Winners (6)
30	2002	23	8	*Big 8 Conf. Champs (11), Districts (5), Sectional (1), Quarterfinal (1) and CLASS 4 STATE CHAMPIONS (1)
31	2003	29	2	*Big 8 Conf. Champs (12), Districts (6), Sectional Winners (2)
32	2004	17	10	*Big 8 Conf. Champs (13), District (7), Sectional Winners (3)
33	2005	16	11	
34	2006	12	13	
35	2007	10	16	
36	2008	13	12	
37	2009	23	6	*Big 7 Conference Champions (14), District Champions (8)
38	2010	18	9	*Big 7 Conference Champions (15)
39	2011	28	6	*Big 7 Conference Champs (16), District (9), Sectional (4), Quarterfinal (2) and State Runner Up
40	2012	28	4	*Big 7 Conference Champs (17), District (10), Sectional (5), Quarterfinal (3) and 3rd Place State
41	2013	18	8	
42	2014	28	8	*Big 7 Conference Champions (18), District Champions (11)
43	2015	28	5	*Suburban Red Conference Champions (19)
44	2016	23	8	*Suburban Red Conference Champions (20)
45	2017	22	10	
46	2018	27	11	*District Champions (12) *Sectional Winners (6)
47	2019	28	7	*District Champions (13)
	2020			NO SEASON DUE TO COVID-19
48	2021	32	9	*District (14) / Quarterfinal Champions (4) / **CLASS 6 STATE CHAMPIONS (2)
49	2022	29	10	
50	2023	24	14	Conference Champions (21)
Total	827	437		(50 Years of High School Baseball)

CAREER BATTING

2023																								
Name	YR	G	PA	AB	R	H	1B	2B	3B	HR	RBI	AVG	BB	SO	HB	SB	SF	S	OBP	SLG	OPS	BABIP	RSP	TP
Aden Holst	2023	26	67	52	14	9	4	5	0	0	8	0.173	10	16	3	7	0	2	0.338	0.269	0.608	0.250	0.273	260
	2022	26	49	38	22	16	7	7	1	0	13	0.421	7	9	2	13	1	2	0.521	0.632	1.152	0.533	0.500	183
	2021	23	66	48	11	8	7	1	0	0	9	0.167	11	17	5	5	1	1	0.369	0.188	0.557	0.250	0.217	249
Totals		75	182	138	47	33	18	13	1	0	30	0.239	28	42	10	25	2	5	0.399	0.341	0.739	0.337		692
Addison Smith	2023	38	151	117	44	52	32	12	7	1	20	0.444	27	19	5	20	1	2	0.560	0.692	1.252	0.520	0.387	564
	2022	39	150	121	32	45	26	7	5	4	31	0.372	22	21	3	18	3	4	0.470	0.612	1.081	0.414	0.396	562
	2021	38	147	117	34	40	26	6	5	0	18	0.342	21	15	4	13	2	3	0.451	0.479	0.930	0.385	0.286	514
Totals		115	448	355	110	137	84	25	17	5	69	0.386	70	55	12	51	6	9	0.494	0.577	1.072	0.439		1640
Chase Littrell	2023	38	147	115	37	38	24	10	4	0	19	0.330	21	24	8	16	2	3	0.459	0.487	0.946	0.409	0.279	555
	2022	39	136	107	27	42	29	5	1	1	19	0.393	22	15	4	18	0	3	0.511	0.486	0.997	0.451	0.385	504
	2021	18	53	47	11	14	9	3	0	0	9	0.298	5	11	1	4	0	0	0.377	0.362	0.739	0.389	0.333	181
Totals		95	336	269	75	94	62	18	5	1	47	0.349	48	50	13	38	2	6	0.467	0.435	0.902	0.423		1240
Charlie Mussoricci	2023	12	17	14	2	6	4	2	0	0	5	0.429	2	4	0	0	1	1	0.471	0.571	1.042	0.545	0.500	56
	2022	23	39	32	15	7	4	2	1	0	11	0.219	5	7	1	3	0	1	0.342	0.344	0.686	0.280	0.286	131
	2021	1	2	2	0	0	0	0	0	0	0	0.000	0	1	0	0	0	0	0.000	0.000	0.000	0.000	0.000	8
Totals		36	58	48	17	13	8	4	1	0	16	0.271	7	12	1	3	1	2	0.368	0.396	0.764	0.351		195
Kayden Cook	2023	36	127	101	12	29	25	3	0	1	22	0.287	21	13	2	5	1	3	0.416	0.347	0.763	0.318	0.340	462
	2022	32	100	85	21	32	23	4	1	3	24	0.376	13	13	0	8	1	2	0.455	0.553	1.007	0.414	0.410	363
	Totals		68	227	186	33	61	48	7	1	4	46	0.328	34	26	2	13	2	5	0.433	0.435	0.869	0.361	
Dane Moberly	2023	38	123	102	14	29	27	2	0	0	19	0.284	18	20	1	8	0	2	0.397	0.304	0.701	0.354	0.279	429
	2022	39	116	90	27	32	21	2	1	0	14	0.356	20	15	1	12	0	5	0.477	0.400	0.877	0.427	0.310	441
	Totals		77	239	192	41	61	48	4	1	0	33	0.318	38	35	2	20	0	7	0.435	0.307	0.743	0.389	
Noah Williams	2023	36	104	76	17	19	15	3	0	1	14	0.250	20	17	3	2	1	5	0.420	0.329	0.749	0.305	0.200	393
	2022	3	3	2	0	0	0	0	0	0	0	0.000	1	1	0	0	0	0	0.333	0.000	0.333	0.000	0.000	11
	Totals		39	107	78	17	19	15	3	0	1	14	0.244	21	18	3	2	1	5	0.417	0.321	0.738	0.300	
Simon Linde	2023	1	1	0	0	0	0	0	0	0	0	0.000	0	0	1	0	0	0	1.000	0.000	0.000	0.000	0.000	0
	2022	1	1	1	0	0	0	0	0	0	0	0.000	0	1	0	0	0	0	0.000	0.000	0.000	0.000	0.000	3
	Totals		2	2	1	0	0	0	0	0	0	0.000	0	1	1	0	0	0	0.500	0.000	0.500	#DIV/0!		3
Christian Kuchta	2023	29	78	58	13	16	13	3	0	0	11	0.276	13	10	5	2	0	5	0.447	0.328	0.775	0.333	0.350	281
	2022	5	4	3	1	1	1	0	0	0	1	0.333	0	0	1	1	0	0	0.500	0.333	0.833	0.333	1.000	12
	Totals		34	82	61	14	17	14	3	0	0	12	0.279	13	10	6	3	0	5	0.450	0.328	0.778	0.333	
Charlie Marshall	2022	12	16	12	2	2	2	0	0	0	0	0.167	3	5	0	2	0	1	0.333	0.167	0.500	0.286	0.500	74
Nathan Spengler	2022	38	142	113	29	48	35	9	2	2	22	0.425	17	10	6	16	2	6	0.514	0.593	1.107	0.447	0.422	475
Jack Quetschenbach	2022	30	104	87	13	29	19	7	2	1	32	0.333	10	18	4	7	0	3	0.426	0.494	0.920	0.412	0.400	361
Jack Homoly	2022	26	76	61	11	20	22	2	0	0	7	0.328	10	23	3	8	1	2	0.440	0.426	0.866	0.513	0.217	256
Jackson Tankesley	2022	18	52	45	5	10	7	2	1	0	9	0.222	4	13	0	0	1	3	0.280	0.311	0.591	0.303	0.381	176
Carter Towns	2022	15	28	25	5	4	3	1	0	0	3	0.160	2	13	0	0	0	1	0.222	0.200	0.422	0.333	0.143	114
Mason Jeffers	2022	4	8	7	0	1	1	0	0	0	0	0.143	1	2	0	0	0	0	0.250	0.143	0.393	0.200	0.000	28
Kyle Kruske	2022	2	5	5	1	0	0	0	0	0	0	0.000	0	2	0	0	0	0	0.000	0.000	0.000	0.000	0.000	21
Carter Towns	2022	15	28	25	5	4	3	1	0	0	3	0.160	2	13	0	0	0	1	0.222	0.200	0.422	0.333	0.143	114
Tanner Warner	2022	1	3	3	1	1	0	0	0	0	0	0.333	0	2	0	0	0	0	0.333	0.000	0.333	1.000	0.000	12
Alex Vazquez	2022	4	4	3	0	1	0	0	0	0	0	0.333	1	1	0	0	0	0	0.500	0.000	0.500	0.500	0.000	19
Isaiah Hung	2022	1	1	1	0	0	0	0	0	0	0	0.000	0	1	0	0	0	0	0.000	0.000	0.000	0.000	0.000	4
Hank Blackburn	2022	1	1	1	0	0	0	0	0	0	0	0.000	0	1	0	0	0	0	0.000	0.000	0.000	0.000	0.000	3

2022																							
Name	Year	G	CG	W	L	SV	IP	H	2B	3B	HR	R	ER	ERA	WHIP	BAA	K	BB	K/BB	AO	GO	HB	PIT
Reid Plum	2022	13	0	2	0	2	29.3	28	7	1	1	11	10	2.39	1.30	0.257	17	10	1.7	28	38	3	444
	2021	6	1	1	1	0	16.1	8	1	0	0	6	3	1.30	0.99	0.136	10	8	1.3	14	2	2	260
	2019	3	0	1	0	0	7.0	8	0	0	0	3	3	3.00	1.57	0.276	8	3	2.7	5	7	0	104
Totals		22	1	4	1	2	52.4	44	8	1	1	20	16	2.14	1.24		35	21	1.7	47	47	5	808
Karson Milbrandt	2022	10	1	7	1	0	50.7	35	6	0	0	17	12	1.66	0.97	0.192	91	14	6.5	22	33	3	812
	2021	14	2	10	2	1	53.0	37	9	1	0	26	18	2.38	1.26	0.184	69	30	2.3	42	10	10	973
	2019	2	0	1	0	0	3.0	2	1	0	0	1	1	2.33	1.00	0.182	4	1	4.0	4	1	0	42
Totals		26	3	18	3	1	106.7	74	16	1	0	44	31	2.03	1.12		164	45	3.6	68	44	13	1827
Ben Sundell	2022	12	4	8	3	0	50.7	47	4	0	3	20	13	1.80	1.09	0.230	57	8	7.1	43	48	1	781
	2021	13	4	4	3	3	34.1	30	3	0	1	23	12	2.46	1.31	0.216	28	15	1.9	33	1	1	625
	Totals		25	8	12	6	3	84.8	77	7	0	4	43	25	2.06	1.18		85	23	3.7	76	49	2
Dylan Gormont	2022	11	0	1	0	4	15.0	14	2	0	0	10	5	2.33	1.47	0.246	15	8	1.9				

2022

Name	Year	G	CG	W	L	SV	IP	H	2B	3B	HR	R	ER	ERA	WHIP	BAA	K	BB	K/BB	AO	GO	HB	PIT
Kai Bennett	2022	11	0	3	3	2	34.3	25	4	0	0	12	7	1.43	1.25	0.203	37	18	2.1	22	34	2	576
	2021	11	5	5	1	1	47.0	39	7	0	2	27	14	2.09	1.32	0.218	38	23	1.7	42	6	6	764
Totals		22	5	8	4	3	81.3	64	11	0	2	39	21	1.81	1.29		75	41	1.8	64	40	8	1340
Addison Smith	2022	1	0	0	0	1	1.7	0	0	0	0	0	0	0.00	0.60	0.000	0	1	0.0	1	3	0	22
	2021	5	1	1	0	2	14.2	11	1	1	0	3	1	0.49	1.23	0.220	12	7	1.7	16	1	1	232
Totals		6	1	1	0	3	15.9	11	1	1	0	3	1	0.44	1.20		12	8	1.5	17	4	1	254
Simon Linde	2022	8	0	1	0	1	11.7	10	0	1	0	9	9	5.40	1.80	0.217	13	11	1.2	7	14	2	246
	2021	2	1	1	0	0	1.1	3	1	0	0	2	2	12.73	3.00	0.500	1	1	1.0	2	0	0	31
Totals		10	1	2	0	1	12.8	13	1	1	0	11	11	6.03	1.96		14	12	1.2	9	14	2	277
Charlie Mussorici	2022	2	0	0	0	0	1.7	2	2	0	0	5	4	16.80	4.20	0.250	4	5	0.8	1	0	2	68
	2021	13	4	4	3	3	34.1	30	3	0	1	23	12	2.46	1.31	0.216	28	15	1.9	33	1	1	625
Totals		15	4	4	3	3	35.8	32	5	0	1	28	16	3.13	1.45		32	20	1.6	34	1	3	693
Tanner Warner	2022	1	0	0	0	0	2.0	1	0	0	0	0	0	0.00	0.50	0.143	1	0	0.0	1	4	0	27
Tim Texiera	2022	2	0	0	1	0	2.3	4	0	0	0	2	1	3.00	1.71	0.364	4	0	0.0	0	2	1	40
Sam Jones	2022	2	0	0	0	0	2.0	1	0	0	0	1	1	3.50	2.00	0.143	1	3	0.3	1	4	0	48
Kayden Cook	2022	2	0	0	0	0	1.7	5	1	1	0	3	3	12.60	3.00	0.500	3	0	0.0	1	0	1	30
Charlie Mussorici	2022	2	0	0	0	0	1.7	2	2	0	0	5	4	16.80	4.20	0.250	4	5	0.8	1	0	2	68

First	Last	YR	PO	A	E	PCT
Jeremiah	Cabuyaban	2022	48	2	0	1.000
		2021	151	20	3	0.983
	Totals		199	22	3	0.987
Dylan	Gormont	2022	0	4	0	1.000
		2021	1	0	0	1.000
	Totals		1	4	0	1.000
Reid	Plum	2022	3	5	1	0.889
		2021	0	4	0	1.000
		2019	1	2	0	1.000
	Totals		4	11	1	0.938
Nathan	Hall	2022	244	26	2	0.993
		2021	19	2	1	0.955
	Totals		263	28	3	0.990
Brock	Toney	2022	1	10	2	0.846
		2021	4	5	0	1.000
	Totals		5	15	2	0.909
Palmer	Holst	2022	165	16	5	0.973
		2021	39	19	8	0.879
	Totals		204	35	13	0.948
Ben	Sundell	2022	1	6	0	1.000
		2021	0	6	0	1.000
	Totals		1	12	0	1.000
Parker	McGee	2022	63	48	3	0.974
		2021	8	2	0	1.000
	Totals		71	50	3	0.976

First	Last	YR	PO	A	E	PCT
Addison	Smith	2022	45	86	11	0.923
		2021	44	79	17	0.879
	Totals		89	165	28	0.901
Chase	Littrell	2022	35	1	1	0.973
		2021	26	2	0	1.000
	Totals		61	3	1	0.985
Aden	Holst	2022	7	16	4	0.852
		2021	26	38	3	0.955
	Totals		33	54	7	0.926
Kai	Bennett	2022	64	3	3	0.957
		2021	2	15	3	0.850
	Totals		66	18	6	0.933
Christian	Kutcha	2022	1	1	0	1.000
Noah	Williams	2022	1	0	0	1.000
Tim	Texiera	2022	0	1	0	1.000
Dane	Moberly	2022	30	0	0	1.000
Sam	Jones	2022	3	0	0	1.000
Kayden	Cook	2022	8	24	6	0.842
Charlie	Mussorici	2022	16	0	3	0.842
Simon	Linde	2022	1	4	1	0.833

Single Season At Bats			
RK	Name	No.	Year
1	Dawson Goe	129	2021
2	Ryan Williams	128	2021
	Parker McGee	128	2022
4	Braxton Bragg	123	2018
5	Addison Smith	121	2022
6	Jason Volkmann	119	2014
7	Addison Smith	117	2023
	Addison Smith	117	2021
9	Aiden Watson	116	2021
	Joe Kinder	116	2015
11	Chase Littrell	115	2023
	Palmer Holst	115	2022
13	Wes Jones	114	2012
14	Nathan Spengler	113	2023
	Jason Volkmann	113	2015
16	Braden Brown	112	2011
	Logan Steenstra	112	2018
	Drew Mackie	112	2018
19	Drew Mackie	111	2019
	Nathan Winfrey	111	2011
	Hunter Evans	111	2018
22	Chayton Beck	108	2019
23	Byron McCoy	107	2003
	Nathan Hall	107	2022
	Chase Littrell	107	2022
26	Braxton Bragg	106	2019
	Jacob Francis	106	2014
	Nathan Gray	106	2018
	Lucas Norton	106	2012
	Billy Sharp	106	2003
31	Chase Gwin	105	2002
	Brandon Hall	105	2002
33	Craig Straws	103	2015
	Brady Newland	103	2014
	Nathan Winfrey	103	2012
	Lucas Norton	103	2011
	Ben McMillen	103	2002
38	Matt Dye	102	2011
	Dane Moberly	102	2023
	Kyle Browning	102	2000
	Grant Littrell	102	2021
42	Ryan Fisher	101	2014
	Kayden Cook	101	2023
	Zach Pirrello	101	2011
45	Joe Kinder	100	2016
	Zach Hoeflicker	100	2014
	Tyler Smith	100	2000
	Billy Sharp	100	2002
49	Brock Dorothy	99	2014
50	Joe Kinder	98	2014
	Hunter Mense	98	2002
52	Taylor Harmon	97	2012
	Jake Rains	97	2003
54	Craig Straws	96	2016
	Kevin Starr	96	2009
56	Ben Blanton	96	2000
57	Brandon Hall	95	2001
	Jordan Carlson	95	2018
	Matt Heiman	95	2004
	Tyler Miller	95	2017
61	Cassius Hart	94	2004
62	Hunter Mense	93	2003
	Brian Strodman	93	2003
	Tristan Dorsey	93	2002

Single Season Hits			
RK	Name	No.	Year
1	Ryan Williams	53	2021
2	Addison Smith	52	2023
3	Aiden Watson	50	2021
	Nathan Winfrey	50	2012
5	Logan Steenstra	49	2018
6	Nathan Spengler	48	2023
	Drew Mackie	48	2019
	Nathan Winfrey	48	2012
9	Joe Kinder	47	2015
	Billy Sharp	47	2003
11	Zach Barron	47	1998
12	Wes Jones	46	2012
	Zach Pirrello	46	2011
14	Jason Volkmann	45	2014
	Addison Smith	45	2022
16	Ben Blanton	44	2000
	Parker McGee	44	2022
18	Jason Volkmann	43	2015
	Braxton Bragg	43	2018
	Matt Dye	43	2011
	Hunter Mense	43	2003
	Tyler Smith	43	2000
	Brandon Hall	43	2002
24	Palmer Holst	42	2022
	Chase Littrell	42	2022
	Dawson Goe	42	2021
	Ben McMillen	42	2002
	Braden Brown	42	2011
29	Chayton Beck	41	2019
	Byron McCoy	41	2003
	Hunter Evans	41	2018
32	Addison Smith	40	2021
	Craig Straws	40	2015
	Drew Mackie	40	2018
	Kyle Browning	40	2000
	Brandon Hall	40	2001
37	Alec Sartain	39	2010
	Lucas Norton	39	2012
39	Chase Littrell	38	2023
	Todd Hinkley	38	2011
	Hunter Mense	38	2002
	Keith Williams	38	1988
	Kevin Starr	38	2009
	Cassius Hart	38	2004
	Joe Kinder	38	2016
46	Braxton Bragg	37	2019
	Dominic LaRocca	37	2009
	Brady Newland	37	2014
	Joe Kinder	37	2014
50	Craig Straws	36	2016
	Lucas Norton	36	2011
	Ryan Stegall	36	1998
	Brett Reid	36	1998
	Christian Brinser	36	2010
	Chase Gwin	36	2002
	Jake Rains	36	2003
	Logan Steenstra	36	2017
	Drew Mackie	36	2017
59	Jordan Carlson	35	2018

Single Season Runs			
RK	Name	No.	Year
1	Aiden Watson	48	2021
2	Addison Smith	44	2023
	Nathan Winfrey	44	2011
	Billy Sharp	44	2003
5	Braden Brown	43	2011
6	Jason Volkmann	40	2015
7	Zach Pirrello	38	2011
8	Chase Littrell	37	2023
	Garrett White	37	2010
	Brandon Hall	37	2002
11	Nathan Winfrey	36	2012
12	Wes Jones	35	2012
	Lucas Norton	35	2011
14	Addison Smith	34	2021
	Ryan Stegall	34	1998
	Brett Reid	34	1998
	Zach Barron	34	1998
18	Braxton Bragg	33	2019
	Palmer Holst	33	2022
	Zach Whittaker	33	2011
21	Addison Smith	32	2022
	Joe Kinder	32	2016
	Hunter Evans	32	2018
	Matt Dye	32	2011
	Brandon Hall	32	2001
26	Dawson Goe	31	2021
	Craig Straws	31	2015
	Logan Steenstra	31	2018
	Joe Kinder	31	2014
	Taylor Harmon	31	2012
	Alec Sartain	31	2010
	Chase Gwin	31	2002
33	Ryan Fisher	30	2014
	Jordan Carlson	30	2018
	Lucas Norton	30	2012
	Kyle Browning	30	2000
37	Nathan Spengler	29	2023
	Brandon Green	29	2016
	Parker McGee	29	2022
	Braxton Bragg	29	2018
	Joe Kinder	29	2015
	Brandon Green	29	2015
	Byron McCoy	29	2003
	Eric Smith	29	2000
	Derrick Jones	29	2010
46	Dane Moberly	27	2022
	Chase Littrell	27	2022
	Jason Volkmann	27	2014
	Taylor Uhlmann	27	2011
	Jimmy Smelcer	27	2009
	David Longmore	27	2008
52	Jeremiah Cabuyaban	26	2022
	Justin Vochatzer	26	2015
	Drew Mackie	26	2018
	Nathan Winfrey	26	2013
	Todd Hinkley	26	2011
	Dylan Stevens	26	2011
	Dominic LaRocca	26	2009
	Christian Brinser	26	2010
60	Chris Rouse	25	1998
	David Allen	25	1996
	Timm Bechter	25	1981

Single Season Doubles			
RK	Name	No.	Year
1	Nathan Winfrey	15	2012
2	Alec Sartain	14	2010
3	Drew Mackie	13	2019
	Ben Blanton	13	2000
5	Parker McGee	12	2022
	Addison Smith	12	2023
	Aiden Watson	12	2021
	Ryan Stegall	12	1998
	Logan Steenstra	12	2018
	Braxton Bragg	12	2018
	Dominic LaRocca	12	2009
12	Dylan Stevens	11	2011
	Christian Brinser	11	2010
	Hunter Mense	11	2003
	Brandon Hall	11	2000
	Ryan Stegall	11	1997
17	Chayton Beck	10	2019
	Chase Littrell	10	2023
	Joe Kinder	10	2015
	Drew Mackie	10	2018
	Craig Straws	10	2014
	Matt Dye	10	2011
	Creighton Jones	10	2010
	Billy Sharp	10	2003
	Chris Rouse	10	1998
	Matt Heiman	10	2005
	Matt Saragusa	10	2006
28	Connor Marchand	9	2016
	Nathan Spengler	9	2023
	Jordan Carlson	9	2018
	Brock Dorothy	9	2014
	Brady Newland	9	2014
	Todd Hinkley	9	2012
	Todd Hinkley	9	2011
	Nathan Winfrey	9	2010
	Roger Thomas	9	1976
	Dennis Warman	9	1981
	Kevin Starr	9	2009
	Matt Watkins	9	2010
	Nathan LeBlanc	9	2008
	Luke Irvine	9	2005
	Byron McCoy	9	2002
	Brandon Hall	9	2001
	Tyler Smith	9	2000
	Ben McNutt	9	2000
	Keith Williams	9	1988

Single Season Triples			
RK	Name	No.	Year
1	Addison Smith	7	2023
2	Zach Pirrello	6	2012
	Brandon Green	6	2016
	Christian Brinser	6	2010
5	Addison Smith	5	2021
	Addison Smith	5	2022
	Nathan Winfrey	5	2012
	Logan Steenstra	5	2018
	Nathan Winfrey	5	2011
	Ryan Stegall	5	1997
	Brett Reid	5	1997
12	Chase Littrell	4	2023
	Dominic LaRocca	4	2009
	Hunter Evans	4	2018
	Drew Mackie	4	2018
	David Longmore	4	2008
	Brandon Hall	4	2001
	Ben Blanton	4	2000
	David Allen	4	1996
	Chase Gwin	4	2002
	Hunter Mense	4	2002
	Shannon Blackburn	4	1997
	Ian Jacobs`	4	2017
24	Jordan Carlson	3	2019
	Justin Vochatzer	3	2016
	Craig Straws	3	2016
	Jason Volkmann	3	2015
	Ryan Fisher	3	2014
	Craig Straws	3	2014
	Nathan LeBlanc	3	2008
	Tyler Brewer	3	2007
	Max Pozel	3	2006
	Bret Harper	3	2006
	Hunter Mense	3	2003
	Ryan Stegall	3	1998
	Zach Barron	3	1998
	David Gibbs	3	1980
	D. Fryer	3	1985
	Keith Williams	3	1987
	Drew Mackie	3	2017

Single Season Home Runs			
RK	Name	No.	Year
1	Billy Sharp	8	2003
	Timm Bechter	8	1981
	Brett Reid	8	1998
4	Kevin Houston	7	1976
5	Todd Hinkley	6	2012
	David Allen	6	1996
	Matt Dye	6	2011
	Alec Sartain	6	2010
	Brandon Hall	6	2002
	Chris Rouse	6	1998
12	Lucas Norton	5	2012
	Bob Clark	5	1973
	Kevin Houston	5	1975
	Hunter Mense	5	2003
	Zach Barron	5	1998
	Ryan Stegall	5	1998
18	Addison Smith	4	2022
	Lucas Norton	4	2011
	Braxton Bragg	4	2018
	Jack Sartain	4	1984
	Paul Jenness	4	1986
	Hunter Mense	4	2002
	Luke Irvine	4	2006
	Luke Irvine	4	2004
	Brandon Hall	4	2001
	Ron Thurston	4	1977
	Jeff Edmonds	4	1982
	David Allen	4	1995
	Steve Kosa	4	1995

Single Season RBI's			
RK	Name	No.	Year
1	Matt Dye	43	2011
	Alec Sartain	43	2010
3	Hunter Mense	40	2003
4	Nathan Winfrey	37	2011
5	Ryan Williams	36	2021
	Todd Hinkley	36	2012
7	Drew Mackie	35	2019
8	Brandon Hall	34	2002
9	Lucas Norton	33	2011
	Dylan Stevens	33	2011
11	Jack Quetschenbach	32	2023
	Aiden Watson	32	2021
	Jason Volkmann	32	2014
	Logan Steenstra	32	2018
	Billy Sharp	32	2003
	Matt Watkins	32	2010
17	Addison Smith	31	2022
	Braxton Bragg	31	2017
	Nathan Winfrey	31	2012
	Todd Hinkley	31	2011
	Zach Pirrello	31	2011
	Hunter Mense	31	2002
23	Ben Blanton	30	2000
24	Connor Marchand	29	2016
	Hunter Evans	29	2018
	Brandon Hall	29	2001
	Zach Barron	29	1998
	Brett Reid	29	1998
29	Brock Dorothy	28	2014
	Parker McGee	28	2022
31	J.C. Cabuyaban	27	2021
	Braden Brown	27	2011
	Christian Brinser	27	2010
	Kevin Starr	27	2009
	Luke Irvine	27	2007
36	Brandon Green	26	2015
	Kevin Starr	26	2008
38	Chayton Beck	25	2019
	Jason Volkmann	25	2015
	Justin Vochatzer	25	2015
	Brady Newland	25	2014
	Lucas Norton	25	2012
	Palmer Holst	25	2022

Single Season Stolen Bases			
RK	Name	No.	Year
1	Mike Neimeyer	34	1974
2	Jason Volkmann	31	2015
3	Wes Jones	23	2012
4	Addison Smith	20	2023
	Greg Dale	20	1978
	Kurt Bradbury	20	1971
	Rick Hawthorne	20	1977
8	Mike Neimeyer	18	1973
	Jared Mathes	18	2005
	Addison Smith	18	2022
	Chase Littrell	18	2022
12	Dick Bland	17	1975
	Ron Thurston	17	1977
	Jordan Henderson	17	2004
15	Chase Littrell	16	2023
	Nathan Spengler	16	2023
	Joe Kinder	16	2015
	Craig Straws	16	2015
	Roger Thomas	16	1976
20	Brandon Green	15	2015
	Craig Straws	15	2016
	Brady Newland	15	2013
	Taylor Harmon	15	2012
	Lucas Norton	15	2012
	Zach Barron	15	1998
26	Braden Brown	14	2011
	Garrett White	14	2010
	Byron McCoy	14	2003
	Jesse Boegner	14	2004
	Jimmy Smelcer	14	2009
31	Addison Smith	13	2021
	Tim Ewing	13	1981
	Aden Holst	13	2022
	Drew Mackie	13	2018
	Ryan Stegall	13	1998
	Jared Mathes	13	2004
	Tristan Dorsey	13	2002
	Matt Heiman	13	2005
39	Dane Moberly	12	2022
	Drew Mackie	12	2019
	Ben Jones	12	2019
	Nathan Winfrey	12	2013
	Bob Canfield	12	1978
	Byron McCoy	12	2002
	Cassius Hart	12	2004
	Jon Saragusa	12	2005
	Matt Saragusa	12	2006
48	Nick Hertzog	11	2013
	Hunter Evans	11	2018
	Zach Pirrello	11	2011
	Zach Barron	11	1997
	Matt Heiman	11	2006
	Garrett White	11	2009



Single Season Walks			
RK	Name	No.	Year
1	Aiden Watson	39	2021
2	Grant Littrell	35	2021
	Todd Hinkley	35	2012
4	Addison Smith	27	2023
	Jared Mathes	27	2005
6	Nathan Winfrey	24	2013
	Drew Mackie	24	2018
8	Alex Backhaus	23	2007
9	Addison Smith	22	2022
	Chase Littrell	22	2022
	Jeremiah Cabuyaban	22	2022
	Brock Dorothy	22	2014
	Braden Brown	22	2011
	Colin Hill	22	2017
15	Chase Littrell	21	2023
	Drew Mackie	21	2019
	Hunter Evans	21	2018
18	Kayden Cook	20	2023
	Noah Williams	20	2023
	Dane Moberly	20	2022
	Billy Sharp	20	2002
	Mark Anderson	20	1986
23	Nathan Hall	19	2022
	Ben Jones	19	2019
25	Dane Moberly	18	2023
	Palmer Holst	18	2021
	Taylor Uhlmann	18	2011
	Jacob Selock	18	2018
	Dylan Stevens	18	2011
	Todd Hinkley	18	2012
	Taylor Harmon	18	2012
	Mike Rosenthal	18	2000
	I.Carroll	18	1991
	Grant Smith	18	1988
	Timm Bechter	18	1981
	S.Bush	18	1975
	David Barker	18	1973
	Drew Mackie	18	2017
39	Nathan Spengler	17	2023
	Braxton Bragg	17	2019
	Jordan Carlson	17	2019
	Ryan Williams	17	2021
	Craig Straws	17	2016

Single Season OBP min. 60 AB's			
RK	Name	No.	Year
1	Nathan Winfrey	0.602	2013
2	Aiden Watson	0.579	2021
3	Aiden Watson	0.565	2019
4	Nathan Winfrey	0.561	2012
5	Addison Smith	0.560	2023
6	Justin Vochatzer	0.545	2016
7	Drew Mackie	0.522	2019
	Colin Hill	0.522	2017
9	Nathan Spengler	0.514	2023
10	Chase Littrell	0.511	2022
11	Logan Steenstra	0.508	2018
12	Nick Hertzog	0.505	2013
13	Logan Steenstra	0.500	2017
14	Karson Milbrandt	0.493	2022
15	Braxton Bragg	0.491	2017
16	Ryan Williams	0.490	2021
	Dawson Goe	0.490	2021
	Palmer Holst	0.490	2021
19	Drew Mackie	0.487	2017
20	Dane Moberly	0.477	2022
21	Craig Straws	0.475	2016
22	Nathan Gray	0.474	2017
23	Hunter Evans	0.471	2018
	Justin Vochatzer	0.471	2015
25	Addison Smith	0.470	2022
26	Brandon Green	0.469	2015
27	Brock Dorothy	0.467	2014
28	Ryan Fisher	0.463	2014
29	Chase Littrell	0.459	2023
30	Craig Straws	0.458	2015
31	Palmer Holst	0.457	2022
	Drew Mackie	0.457	2018
33	Braxton Bragg	0.455	2019
	Jordan Carlson	0.455	2018
	Kayden Cook	0.455	2022
36	Jeremiah Cabuyaban	0.453	2022
37	Addison Smith	0.451	2021
38	Jacob Selock	0.443	2018
39	Chayton Beck	0.442	2019
	Joe Kinder	0.442	2016
41	Brandon Green	0.441	2016
	Jason Volkmann	0.441	2014
43	Joe Kinder	0.440	2015
	Jack Homoly	0.440	2023
	Brock Dorothy	0.440	2013
46	Grant Littrell	0.439	2021

Single Season AVG			
Min. 60 AB's			
RK	Name	No.	Year
1	Zach Barron (47-82)	0.573	1998
2	Timm Bechter (31-61)	0.508	1981
3	Dick Bland (35-72)	0.486	1975
4	Nathan Winfrey (33-68)	0.485	2013
	Nathan Winfrey (50-103)	0.485	2012
6	Eric Smith (31-64)	0.484	1999
7	Todd Hinkley (38-79)	0.481	2011
	Keith Williams (38-79)	0.481	1988
9	Kevin Houston (30-64)	0.468	1976
10	Ryan Stegall (36-76)	0.474	1998
11	David Gibbs (36-77)	0.468	1980
12	Hunter Mense (43-93)	0.462	2003
13	Dominic LaRocca (37-81)	0.457	2009
14	Ben Blanton (44-96)	0.458	2011
15	Zach Pirrello (46-101)	0.455	2011
	Brett Reid (35-77)	0.455	1997
	Kirk Buckner (31-68)	0.455	1988
18	Brett Reid (36-80)	0.450	1998
19	Addison Smith (52-117)	0.444	2023
20	Alec Sartain (39-88)	0.443	2010
21	Brett Schroer (31-70)	0.442	1992
	Billy Sharp (47-106)	0.442	2003
23	Logan Steenstra (49-112)	0.438	2018
24	Logan Steenstra (36-83)	0.434	2017
	Christian Brinser (36-83)	0.434	2010
26	Drew Mackie (48-111)	0.432	2019
	Nathan Winfrey (48-111)	0.432	2011
28	Aiden Watson (50-116)	0.431	2021
29	Tyler Smith (43-100)	0.430	2000
	Matt Rule (28-65)	0.430	1989
31	Nathan Spengler	0.425	2023
32	David Barker (28-66)	0.424	1974
33	Andy Rieth (33-78)	0.423	2012
34	Matt Dye (43-102)	0.422	2011
35	Brandon Hall (40-95)	0.421	2001
36	Justin Vochatzer (33-79)	0.418	2016
37	Derrick Jones (35-84)	0.417	2010
38	Ryan Stegall (34-82)	0.415	1997
	Jack Sartain (27-65)	0.415	1984
40	Bob Canfield (29-70)	0.414	1978
	Ryan Williams (53-128)	0.414	2021
42	Matt Watkins (33-80)	0.413	2010
43	Byron McCoy (35-85)	0.412	2002
44	Nick Hertzog (34-83)	0.410	2013
	Kevin Starr (32-78)	0.410	2008
	Brandon Hall (43-105)	0.410	2002



Single Season HBP			
RK	Name	No.	Year
1	Brandon Green	10	2016
2	Chase Littrell	8	2023
	Jacob Selock	8	2019
	Justin Vochatzer	8	2016
	Brandon Green	8	2015
6	Nathan Winfrey	7	2011
	Taylor Harmon	7	2012
	Taylor Harmon	7	2011
9	Nathan Spengler	6	2023
	Dawson Goe	6	2021
	Braxton Bragg	6	2019
	Braxton Bragg	6	2017
	Logan Steenstra	6	2018
	Justin Vochatzer	6	2015
	Craig Straws	6	2014
	Carlos Valencia	6	2015
	Taylor Uhlmann	6	2012
	Andy Reith	6	2012
	Derrick Jones	6	2010
	Palmer Holst	6	2022



Single Season K's (80 AB's) or more			
RK	Name	No.	Year
1	Derrick Jones (84)	3	2010
	Mike Sharp (85)	3	2005
3	Jake Rains (97)	4	2003
	Ben Blanton (96)	4	2000
5	Jordan Carlson (95)	5	2019
	Nick Hertzog (90)	5	2013
	Alec Sartain (88)	5	2010
	Matt Heiman (83)	5	2005
9	Ryan Fisher (101)	6	2014
	Wes Jones (114)	6	2012
	Matt Watkins (80)	6	2010
	Billy Sharp (106)	6	2003
	Billy Sharp (90)	6	2001
	Kyle Browning (102)	6	2000
15	Wes Jones (89)	7	2011
	Dylan Stevens (89)	7	2011
17	Nathan Gray (80)	8	2018
	Craig Straws (96)	8	2016
	Christian Brinser (83)	8	2010
	Matt Heiman (95)	8	2004
	Cassius Hart (94)	8	2004
	Chase Gwin (88)	8	2003
23	Joe Kinder (100)	9	2016
	Connor Marchand (86)	9	2016
	Brock Dorothy (99)	9	2014
	Taylor Uhlmann (90)	9	2012
	Braden Brown (112)	9	2011
	Mike Sharp (87)	9	2004
	Brandon Hall (105)	9	2002
	Brandon Hall (95)	9	2001
30	Nathan Spengler (113)	10	2023
	Ryan Williams (128)	10	2021
	Craig Straws (103)	10	2015
	Tyler Smith (100)	10	2000

Single Season OPS Min. 70 AB's			
RK	Name	No.	Year
1	Nathan Winfrey	1.347	2012
2	Hunter Mense	1.346	2003
3	Todd Hinkley	1.339	2011
4	Alex Sartain	1.326	2010
5	Ben Blanton	1.298	2000
6	Billy Sharp	1.285	2003
7	Addison Smith	1.252	2023
8	Dominic LaRocca	1.241	2009
9	Brandon Hall	1.216	2002
10	Aiden Watson	1.208	2021
11	Christian Brinser	1.205	2010
12	Brandon Hall	1.176	2001
13	Drew Mackie	1.162	2019
14	Logan Steenstra	1.142	2018
15	Zach Pirrello	1.131	2011
16	Matt Dye	1.130	2011
17	Nathan Winfrey	1.128	2011
	Hunter Mense	1.128	2002
19	Matt Watkins	1.122	2010
20	Kevin Starr	1.117	2008
21	Nathan Spengler	1.107	2023
22	Aiden Watson	1.103	2019
23	Ben Blanton	1.102	1999
24	David Longmore	1.100	2008
25	Addison Smith	1.081	2022

Single Season BABIP Min. 80 AB's			
RK	Name	No.	Year
1	Byron McCoy	0.583	2002
2	Todd Hinkley	0.574	2011
3	Nathan Winfrey	0.545	2012
4	Zach Pirrello	0.529	2011
5	Dominic LaRocca	0.521	2009
6	Addison Smith	0.520	2023
7	Logan Steenstra	0.507	2017
8	Aiden Watson	0.495	2021
9	Hunter Mense	0.494	2003
10	Logan Steenstra	0.490	2018
11	Ben McMillen	0.488	2002
12	Nathan Winfrey	0.484	2011
13	Christian Brinser	0.480	2010
14	Drew Mackie	0.479	2019
15	Justin Vochatzer	0.478	2016
	Tyler Smith	0.478	2000
17	Matt Dye	0.463	2011
18	Ben Blanton	0.461	2000
19	Matt Saragusa	0.460	2006
20	Brian Strodman	0.456	2003
21	Drew Mackie	0.455	2017
22	Kevin Starr	0.451	2009
	Chase Littrell	0.451	2022



DEFENSIVE STATISTICS

Single Season Putouts			
RK	Name	No.	Year
1	Aiden Watson	268	2021
2	Coe West	261	2003
3	Noah Williams	250	2023
4	Nathan Hall	244	2022
5	Braxton Bragg	234	2018
6	Coe West	213	2002
7	Kevin Starr	212	2009
8	Brock Dorothy	209	2014
9	Brian Strodman	199	2003
10	Braxton Bragg	194	2017
11	Chayton Beck	193	2019
12	Todd Hinkley	190	2012
	Ben McMillen	190	2002
14	Chayton Beck	189	2018
15	Dustin Rheuport	179	2006
16	Taylor Uhlmann	173	2012
	Matt Heiman	173	2005
	Tyler smith	173	2000
19	Kevin Starr	172	2008
20	Palmer Holst	165	2022
21	Kevin Starr	163	2007
22	Braxton Bragg	159	2019
	Ian Jacobs	159	2017
24	Tyler Smith	158	1998
25	Nathan Volkmann	156	2013
	Taylor Uhlmann	156	2011
27	Brock Dorothy	154	2013
	Brian Strodman	154	2004
29	Jeremiah Cabuyaban	151	2021
	Dylan Stevens	151	2010
31	Matt Gastner	150	2016
32	Brandon Green	149	2015
33	Creighton Jones	144	2010

Single Season Assists			
RK	Name	No.	Year
1	Addison Smith	92	2023
2	Addison Smith	86	2022
3	Addison Smith	79	2021
4	Dawson Goe	78	2021
5	Brandon Hall	73	2002
6	Joe Kinder	71	2015
7	Hunter Evans	70	2018
8	Jimmy Smelcer	68	2009
	Nathan Winfrey	68	2011
10	Joe Kinder	65	2014
11	Joe Kinder	64	2016
12	Nathan Winfrey	63	2012
	Luke Irvine	63	2004
14	Jake Rains	62	2003
15	Nathan Winfrey	61	2013
16	Tyler Miller	60	2017
17	Mike Rosenthal	55	2000
18	T.J. Brewer	53	2007
	Luke Irvine	53	2006
	Chase Gwin	53	2003
21	Braden Brown	52	2011
	Taylor Harmon	52	2012
	Chase Gwin	52	2002
24	Jimmy Smelcer	51	2008
25	Kyle Browning	49	2000
	Logan Steenstra	49	2017
27	Zach Hoefflicker	48	2014
	Parker McGee	48	2022
	Brady Littrell	48	2019
30	Derrick Jones	47	2010
	Jacob Selock	47	2019
32	Nathan Gray	46	2017
33	Nathan Gray	45	2018
	Ben Blanton	45	1999



PITCHING STATISTICS

Single Season Wins			
RK	Name	No.	Year
1	Hunter Mense	11	2003
2	Karson Milbrandt	10	2021
	Josh Mapel	10	2015
	Scott Carroll	10	2003
5	Spencer Schwandt	8	2012
	Ben Sundell	8	2022
	Matt Hinkley	8	2011
	Ryan Stegall	8	1998
9	Karson Milbrandt	7	2022
	Brock Toney	7	2022
	Braxton Bragg	7	2019
	Ross Juliana	7	2014
	Scott Carroll	7	2002
	Ryan Stegall	7	1997
	Billy Sharp	7	2001
	Simon Linde	7	2023
	Thomas Henrichs	7	2017
18	Gibson Brown	6	2018
	Sam Shaffer	6	2018
	Trent Green	6	2015
	Rob Henrichs	6	2011
	Spencer Schwandt	6	2011
	Paul Krogmeier	6	2009
	Jesse Bogener	6	2004
	Lucas Irvine	6	2004
	Brandon Hall	6	2002
	Hunter Mense	6	2002
	Jimmy Kern	6	2000
	Scott Eggleston	6	1989
	Keith Williams	6	1988
	Timm Bechter	6	1980
	Kevin Houston	6	1976
	Bill Schroer	6	1992

Single Season ERA			
Min. 30 IP			
RK	Name	No.	Year
1	Kevin Houston	0.72	1977
2	Braxton Bragg	0.92	2018
3	Braxton Bragg	1.00	2019
4	Logan Steenstra	1.08	2018
5	Scott Carroll	1.21	2003
6	Max Roos	1.31	2019
7	Jacob Francis	1.41	2014
8	Kai Bennett	1.43	2022
9	Bill Schroer	1.47	1991
10	Mark Anderson	1.50	1986
	Marty Renzleman	1.50	1979
12	Jesse Bogener	1.57	2004
	Thomas Henrichs	1.57	2017
14	Tyler Burrow	1.63	2014
	Kevin Houston	1.63	1976
16	Ross Juliana	1.64	2014
17	Karson Milbrandt	1.66	2022
18	P.Boettcher	1.70	1990
19	Josh Mapel	1.78	2015
20	Ben Sundell	1.80	2022
21	Clayton Adams	1.83	2016
	Alex Slocum	1.83	2018
23	Richard Stegall	1.86	1988
24	Spencer Schwandt	1.90	2012
25	Ethan Griswold	1.91	2015
26	Sawyer Loomis	2.01	2019
27	Simon Linde	2.03	2023
28	David Albright	2.04	1974
29	Hunter Mense	2.05	2003
30	Kai Bennett	2.09	2021
31	Ryan Stegall	2.09	1998
32	Ryan Stegall	2.09	1997
33	Trent Green	2.12	2023
	Kai Bennett	2.12	1996
35	Ryan Stegall	2.14	1996
36	Alan Townley	2.17	1973
37	Scott Eggleston	2.20	1989
38	Scott Carroll	2.27	2002
	Paul Krogmeier	2.27	2009
	Kevin Houston	2.27	1974

Single Season Innings Pitched			
RK	Name	No.	Year
1	Hunter Mense	75.0	2003
2	Scott Eggleston	73.0	1989
3	Scott Carroll	71.1	2002
4	Scott Carroll	69.0	2003
5	Jesse Bogener	66.2	2004
6	Matt Hinkley	63.1	2011
7	Spencer Schwandt	62.1	2012
8	Richard Stegall	60.0	1988
9	Josh Mapel	59.0	2015
10	Bill Schroer	57.0	1991
	Ryan Stegall	57.0	1997
	Ryan Stegall	57.0	1998
13	Ross Juliana	56.0	2014
	Timm Bechter	56.0	1981
15	Simon Linde	55.2	2023
15	Karson Milbrandt	53.0	2021
16	Lucas Irvine	51.0	2005
17	Karson Milbrandt	50.2	2022
	Ben Sundell	50.2	2022
19	Bryan Williams	49.2	2004
	Brock Toney	49.2	2021
21	Braxton Bragg	49.1	2019
	Paul Krogmeier	49.1	2009
23	Gibson Brown	48.0	2018
24	Thomas Henrichs	47.2	2017
	Kai Bennett	47.0	2021
26	Trent Green	46.3	2016
27	Brock Toney	45.1	2022
28	Ross Juliana	45.0	2013
29	Brett Baldwin	44.2	2008
30	Kai Bennett	43.0	2023

PITCHING STATISTICS

Single Season Strikeouts			
RK	Name	No.	Year
1	Scott Eggleston	109	1989
2	Hunter Mense	108	2003
3	Scott Carroll	102	2003
4	Karson Milbrandt	91	2022
5	Richard Stegall	84	1988
6	Scott Carroll	82	2002
7	Kevin Houston	73	1976
8	Karson Milbrandt	69	2021
	Kevin Houston	69	1977
10	Bill Schroer	68	1991
11	Jesse Bogener	66	2004
12	Braxton Bragg	65	2019
	Matt Hinkley	65	2011
	Paul Krogmeier	65	2009
	Marty Renzleman	65	1979
16	Brock Toney	64	2022
	Keith Williams	64	1998
	Marty Renzleman	64	1978
19	Bill Schroer	62	1992
20	Spencer Schwandt	60	2012
21	Ross Juliana	59	2014
	Hunter Mense	59	2002
	Kevin Houston	59	1975
24	Rob Henrichs	57	2012
	Simon Linde	57	2023
	Justin Kramer	57	2001
	Ben Sundell	57	2022
28	Ross Juliana	54	2013
29	Brock Toney	53	2021
30	Ryan Frevert	52	2006
	Ryan Stegall	52	1998
32	Chris Thomas	51	2006
	Richard Stegall	51	1987
	Timm Bechter	51	1981
	Gibson Brown	51	2017
36	Mark Anderson	50	1986
	Lucas Irvine	50	2005
	Gibson Brown	50	2018

Single Season BAA			
Min. 30 IP			
RK	Name	No.	Year
1	Michael Hidy	0.154	2013
2	Logan Steenstra	0.161	2018
3	Clayton Adams	0.171	2016
4	Jeremy Tate	0.176	2006
5	Kai Bennett	0.177	2023
6	Chris Thomas	0.182	2005
7	Karson Milbrandt	0.184	2021
8	Sam Shaffer	0.185	2018
9	Braxton Bragg	0.187	2019
	Simon Linde	0.187	2023
11	Luke Irvine	0.191	2005
12	Karson Milbrandt	0.192	2022
13	Gibson Brown	0.197	2017
14	Gibson Brown	0.199	2018
15	Thomas Henrichs	0.200	2017
	Brock Toney	0.200	2022
17	Kai Bennett	0.203	2022
	Tyler Burrow	0.203	2014
	Jesse Bogener	0.203	2003
	Scott Carroll	0.203	2002
21	Max Roos	0.204	2019
22	Luke Irvine	0.208	2006
23	Braxton Bragg	0.210	2018
24	Luke Irvine	0.211	2004
	Scott Carroll	0.211	2003
26	Ben Sundell	0.216	2021
27	Kai Bennett	0.218	2021
28	Paul Krogmeier	0.219	2009




Career At Bats		
RK	Name	No.
1	Addison Smith	355
2	Nathan Winfrey	345
3	Braxton Bragg	320
4	Drew Mackie	316
5	Joe Kinder	312
6	Billy Sharp	296
7	Craig Straws	289
	Brandon Hall	289
9	Lucas Norton	274
10	Hunter Mense	271
11	Jason Volkmann	270
12	Chase Littrell	269
13	Luke Irvine	266
14	Brady Newland	263
15	Kevin Starr	245
16	Jimmy Smelcer	234
17	Tyler Smith	226
18	Brett Reid	223
	Ryan Stegall	223
20	Ryan Williams	218
21	Byron McCoy	208
22	Chris Rouse	207
23	Zach Barron	205
24	Wes Jones	203
	Kevin Houston	203
26	Logan Steenstra	195
27	Chase Gwin	193
28	Dane Moberly	192
	Palmer Holst	192
30	Jacob Francis	191
31	Alec Sartain	189
32	Kayden Cook	186
	Creighton Jones	186
	Nathan Gray	186
	Kent Bradbury	186
36	Timm Bechter	183
37	Christian Brinser	182
	Jeremiah Cabuyaban	182
39	Justin Vochatzer	181
	Kurt Bradbury	181
41	Ben McMillen	180
	Ben McNutt	180
43	Matt Heiman	178
44	Ryan Fisher	177
	Rick Hawthorne	177
46	Cassius Hart	175
47	Mike Sharp	172
48	Bryan Stark	171
49	Todd Hinkley	170
	Brian Strodman	170
	Chris Todd	170
	Kyle Browning	170
53	Darrell Perdue	169
54	Brock Dorothy	168
	Nathan LeBlanc	168
	Aiden Watson	168

Career Hits		
RK	Name	No.
1	Nathan Winfrey	156
2	Addison Smith	137
3	Drew Mackie	124
4	Joe Kinder	121
5	Braxton Bragg	115
6	Brandon Hall	113
7	Hunter Mense	108
8	Billy Sharp	107
9	Craig Straws	106
10	Ben McMillen	101
11	Jason Volkmann	98
12	Kevin Starr	97
13	Lucas Norton	95
14	Chase Littrell	94
15	Kevin Houston	93
	Luke Irvine	93
17	Ryan Stegall	92
18	Brett Reid	86
19	Logan Steenstra	85
20	Jimmy Smelcer	79
21	Brady Newland	78
	Wes Jones	78
23	Zach Barron	77
24	Byron McCoy	76
	Ryan Williams	76
26	Aiden Watson	73
	Alec Sartain	73
	Ben Blanton	73
29	Palmer Holst	69
	Justin Vochatzer	69
31	Todd Hinkley	68
	Christian Brinser	68
33	Creighton Jones	66
34	Ben McMillen	65
35	Taylor Uhlmann	64
	Brian Strodman	64
	Matt Heiman	64
	Eric Smith	64
39	Chase Gwin	63
	Timm Bechter	63
41	Cassius Hart	62
42	Dane Moberly	61
	Kayden Cook	61
	Mike Sharp	61
	Derrick Jones	61
46	Dick Bland	60
	Kurt Bradbury	60
	Tyler Smith	60

Career Runs		
RK	Name	No.
1	Nathan Winfrey	124
2	Addison Smith	110
3	Billy Sharp	97
4	Joe Kinder	92
5	Lucas Norton	87
	Brandon Hall	87
7	Braxton Bragg	85
8	Ryan Stegall	83
9	Drew Mackie	79
10	Craig Straws	78
11	Brett Reid	77
12	Jason Volkmann	76
13	Chase Littrell	75
14	Jordan Carlson	70
15	Aiden Watson	66
16	Hunter Mense	65
17	Wes Jones	63
18	Byron McCoy	61
	Luke Irvine	61
20	Jimmy Smelcer	60
21	Garrett White	59
22	Brandon Green	58
	Braden Brown	58
24	Taylor Uhlmann	55
	Chase Gwin	55
26	Justin Vochatzer	54
27	Kevin Starr	53
28	Palmer Holst	52
29	Matt Heiman	51
30	Derrick Jones	50

Career Doubles		
RK	Name	No.
1	Nathan Winfrey	37
2	Ryan Stegall	28
3	Drew Mackie	27
	Brandon Hall	27
5	Addison Smith	25
6	Hunter Mense	24
	Dennis Warman	24
8	Braxton Bragg	23
	Joe Kinder	23
10	Alec Sartain	21
	Christian Brinser	21
	Ben Blanton	21
13	Billy Sharp	19
	Luke Irvine	19
15	Chase Littrell	18
	Todd Hinkley	18
	Kevin Starr	18
	Matt Heiman	18
19	Craig Straws	17
	Aiden Watson	17
21	Brady Newland	16
	Logan Steenstra	16
23	Taylor Uhlmann	15
	Dylan Stevens	15
	Creighton Jones	15
	Kevin Houston	15
	Paul Jenness	15
	Parker McGee	15



Career Walks		
RK	Name	No.
1	Nathan Winfrey	71
2	Addison Smith	70
3	Drew Mackie	63
4	Todd Hinkley	53
5	Aiden Watson	51
6	Chase Littrell	48
7	Braxton Bragg	46
8	Brock Dorothy	45
9	Craig Straws	41
10	Jeremiah Cabuyaban	38
	Dane Moberly	38
12	Kayden Cook	36
	Justin Vochatzer	36
14	Timm Bechter	35
	Grant Littrell	35
16	Jacob Selock	34
	Kevin Starr	34
18	Palmer Holst	33
19	Jordan Carlson	31
20	Billy Sharp	30
21	Brady Newland	29
	Doug Fryer	29
	Ryan Williams	29


Career AVG		
Min. 120 AB		
RK	Name	No.
1	Dick Bland (60-125)	0.480
2	Kevin Houston (93-208)	0.458
3	Nathan Winfrey (156-345)	0.452
4	Roger Thomas (51-113)	0.451
5	Ben Blanton (73-167)	0.437
6	Logan Steenstra (85-195)	0.435
7	Aiden Watson (73-168)	0.435
8	Ryan Stegall (92-223)	0.413
9	David Gibbs (59-144)	0.410
	Eric Smith (64-156)	0.410
11	Todd Hinkley (68-170)	0.400
12	Hunter Mense (108-271)	0.399
13	Kevin Starr (97-245)	0.396
14	Drew Mackie (124-316)	0.392
15	Brandon Hall (113-289)	0.391
16	Jeff Edmonds (40-103)	0.388
17	Addison Smith (137-355)	0.386
	Taylor Uhlmann (64-166)	0.386
	Alec Sartain (73-189)	0.386
	Brett Reid (86-223)	0.386
21	Joe Kinder (120-312)	0.385
22	Wes Jones (78-203)	0.384
23	Justin Vochatzer (69-181)	0.381
24	David Albright (55-145)	0.379
25	David Barker (45-119)	0.378
26	Tyler Smith (60-159)	0.377
27	Brian Strodman (64-176)	0.376
28	Zach Barron (77-205)	0.375
29	Christian Brinser (68-182)	0.374
30	Craig Straws (106-289)	0.367
	Shawn Adams (47-128)	0.367
	Derrick Jones (61-166)	0.367
33	Byron McCoy (76-208)	0.365
34	Jason Volkmann (98-270)	0.363
	Paul Jenness (57-157)	0.363
36	Billy Sharp (107-296)	0.361
	Ben McMillen (65-180)	0.361
38	Matt Heiman (64-178)	0.360
39	Palmer Holst (69-192)	0.359
	Braxton Bragg (115-320)	0.359
41	Connor Marchand (44-123)	0.358
42	Mike Sharp (61-172)	0.355
43	Tristan Dorsey (59-166)	0.355
44	Cassius Hart (62-175)	0.354
45	Matt Watkins (53-150)	0.353
46	Taylor Harmon (47-134)	0.350
	Luke Irvine (93-266)	0.350
48	Chase Littrell (94-269)	0.349
	Matt Saragusa (51-146)	0.349
	Ryan Williams (76-218)	0.349
51	Matt Gastner (55-158)	0.348
52	Lucas Norton (95-274)	0.347
	Kyle Browning (59-170)	0.347
54	Timm Bechter (63-183)	0.344
55	Brandon Green (55-161)	0.342

Career OBP		
Min. 120 AB		
RK	Name	No.
1	Aiden Watson	0.589
2	Dick Bland	0.558
3	Nathan Winfrey	0.552
4	Todd Hinkley	0.538
5	Kevin Houston	0.518
6	Justin Vochatzer	0.511
7	Ben Blanton	0.503
8	Logan Steenstra	0.502
9	Taylor Harmon	0.497
10	Jared Mathes	0.497
11	David Barker	0.497
12	Addison Smith	0.494
13	David Albright	0.494
14	Ryan Stegall	0.492
15	Eric Smith	0.489
16	Drew Mackie	0.488
17	Palmer Holst	0.471
18	Chase Littrell	0.467

Career OPS		
Min. 120 AB		
RK	Name	No.
1	Kevin Houston	1.291
2	Nathan Winfrey	1.227
3	Ryan Stegall	1.219
4	Todd Hnkley	1.215
5	Dick Bland	1.206
6	Aiden Watson	1.164
7	Brett Reid	1.147
8	Hunter Mense	1.139
9	Matt Dye	1.128
10	Ben Blanton	1.125
11	Brandon Hall	1.109
12	Paul Jenness	1.094
13	Zach Barron	1.085
14	Eric Smith	1.079
15	Addison Smith	1.072
16	Keith Williams	1.071
17	Logan Steenstra	1.066
18	Alec Sartain	1.064
19	Drew Mackie	1.016
20	Timm Bechter	1.012
21	Kevin Starr	1.007
22	Billy Sharp	0.997
23	Taylor Uhlmann	0.984
24	Luke Irvine	0.983
25	Christian Brinser	0.979
26	Byron McCoy	0.978
27	Matt Heiman	0.970
28	Braxton Bragg	0.967
29	David Albright	0.963
30	Brett Schroer	0.961
31	Matt Watkins	0.959
32	Nathan LeBlanc	0.958
33	T.J. Brewer	0.957
34	David Gibbs	0.953
35	Hunter Evans	0.949
36	Taylor Harmon	0.937
37	Joe Kinder	0.936
38	Andy Metcalfe	0.934
39	Ryan Fisher	0.930
40	Jared Mathes	0.927
41	Derrick Jones	0.923
42	Justin Vochatzer	0.920
43	Brandon Green	0.915
44	Wes Jones	0.915
45	Palmer Holst	0.914
46	Lucas Norton	0.912
47	Craig Straws	0.909
48	Jason Volkmann	0.909
49	Garrett White	0.906
50	Kyle Browning	0.904
51	Chase Littrell	0.902
52	David Barker	0.900
53	Tim Ewing	0.899
54	Ben McMillen	0.889

BABIP		
Min. 120 AB		
RK	Name	No.
1	Dick Bland	0.553
2	Nathan Winfrey	0.512
3	Kevin Houston	0.510
4	David Albright	0.509
5	Byron McCoy	0.506
6	Logan Steenstra	0.497
7	Aiden Watson	0.496
8	Paul Jenness	0.495
9	Eric Smith	0.492
10	Zach Barron	0.470
11	Ben McMillen	0.463
12	Ryan Stegall	0.459
13	Keith Williams	0.450
14	Drew Mackie	0.448
15	Joe Kinder	0.447
16	Ben Blanton	0.447
17	Taylor Uhlmann	0.446
18	Kevin Starr	0.444
19	Tristan Dorsey	0.444
20	Addison Smith	0.439

CAREER DEFENSE STATISTICS								
Career Putouts			Career Assists					
RK	Name	No.	RK	Name	No.			
1	Braxton Bragg	587	1	Addison Smith	257			
2	Kevin Starr	547	2	Nathan Winfrey	229			
3	Coe West	474	3	Joe Kinder	200			
4	Taylor Smith	441	4	Ryan Stegall	156			
5	Chayton Beck	382	5	Brandon Hall	154			
6	Brock Dorothy	375	6	Jimmy Smelcer	147			
7	Brian Strodman	353	7	Brett Reid	122			
8	Taylor Uhlmann	329	8	Tyler Miller	118			
9	Ken VanNatta	327	9	Lucas Irvine	116			
10	Chris Rouse	323	10	Chase Gwin	105			
11	Aiden Watson	311	11	B. Shroer	104			
12	Creighton Jones	291	12	Paul Jenness	102			
13	Todd Hinkley	290	13	Justin Vochatzer	95			
14	Dylan Stevens	274	14	Logan Steenstra	92			
15	Dustin Rheuport	268		Nathan Gray	92			
16	Nathan Hall	263	16	Bryan Williams	90			
17	Aaron Easley	260						
18	Noah Williams	251						
19	Shannon Blackburn	220						
20	Brandon Green	209						
21	Palmer Holst	206						
22	Mike Sharp	202						
23	Jeremiah Cabuyaban	199						
24	Ben McMillen	190						



PITCHING CAREER STATISTICS

Career Innings Pitched			Career Innings Wins			Career Innings ERA			Career Innings Strikeouts		
RK	Name	No.	RK	Name	No.	Min. 70 IP			RK	Name	No.
1	Scott Carroll	170.0	1	Kevin Houston	21	RK	Name	No.	1	Kevin Houston	256
2	Ryan Stegall	153.1	2	Ryan Stegall	19	1	Braxton Bragg	1.45	2	Scott Carroll	211
3	Kevin Houston	152.1	3	Hunter Mense	18	2	Kevin Houston	1.51	3	Luke Irvine	200
4	Hunter Mense	144.0	4	Karson Milbrandt	18	3	Brad VanNatta	1.54	4	Hunter Mense	199
5	Luke Irvine	137.2	4	Scott Carroll	17	4	Jesse Bogener	1.62	5	Karson Milbrandt	164
6	Ross Juliana	135.2	5	Ross Juliana	16	5	Jacob Francis	1.76	5	Braxton Bragg	141
7	Kai Bennett	124.1		Spencer Schwandt	16	6	Kai Bennett	1.91	6	Scott Eggleston	138
8	Spencer Schwandt	120.2	7	Braxton Bragg	15	7	Bill Schroer	2.00	7	Ross Juliana	136
9	Paul Krogmeier	119.2	8	Thomas Henrichs	13	8	Karson Milbrandt	2.03	8	Richard Stegall	135
10	Thomas Henrichs	118.2		Kai Bennett	13	9	Ben Sundell	2.06	9	Ryan Stegall	134
11	Spencer Blades	112.2		Josh Mapel	13	10	Marty Renzleman	2.09	10	Paul Krogmeier	132
12	Tyler Sullivant	107.2		Luke Irvine	13	11	Ryan Stegall	2.11	11	Marty Renzleman	129
13	Karson Milbrandt	106.2	12	Ben Sundell	12	12	Alan Townley	2.17	12	Brandon Hall	121
14	Braxton Bragg	101.1	13	Karson Milbrandt	11	13	Scott Carroll	2.34	13	Kai Bennett	120
15	Scott Eggleston	92.0		Trent Green	11	14	Josh Mapel	2.40	14	Brett Schroer	116
				Matt Hinkley	11	15	Josh Mapel	2.42		Jeff McCoy	116
				Brock Toney	11	16	Clayton Adams	2.50	16	Kurt Bradbury	115
				Paul Krogmeier	11	17	Ross Juliana	2.52	17	Spencer Blades	104
			18	Gibson Brown	10	18	Thomas Henrichs	2.61	18	David Albright	102
				Jacob Francis	10	19	Brock Toney	2.64	19	Gibson Brown	101
				Rob Henrichs	10	20	Gibson Brown	2.77	20	Spencer Schwandt	100
				Spencer Blades	10	21	Mark Anderson	2.84	21	Mark Anderson	98
				Timm Bechter	10	22	Ethan Griswold	2.90	22	Keith Williams	97
				Kevin Graham	10	23	Ethan Griswold	2.91	23	Rob Henrichs	94
						24	Timm Bechter	2.94	24	Thomas Henrichs	92
						25	Trent Green	2.95		Brock Toney	92
						26	Spencer Schwandt	2.96	26	Matt Hinkley	91
										Kellen Smith	91
									28	Ethan Griswold	89
									29	Jesse Bogener	86
									30	Ben Sundell	85
									31	Chris Thomas	81
										Billy Sharp	81
									33	Chris Rouse	80

BLUE JAY ALL TIME PITCHING AND DEFENSE

RK	PO	No.	RK	Asst	No.	RK	E	No.	RK	FLD	No.	RK	IP	No.	RK	H	No.	RK	R	No.	RK	K'S	No.
1	2021	844	1	2021	345	1	1982	20	1	2009	0.963	1	2021	280.1	1	1976	85	1	1979	63	1	2022	308
2	2023	783	2	2018	317	2	1974	20	2	1974	0.963	2	2023	261.1	2	1977	95	2	1974	73	2	2023	272
3	2018	780	3	2023	311	3	1979	25	3	2011	0.960	3	2018	259.2	3	1982	105	3	1993	79	3	2021	261
4	2022	749	4	2014	281	4	1977	26	4	2019	0.959	4	2022	251.3	4	1979	105	4	1983	79	4	2003	254
5	2014	699	5	2009	272	5	2010	29	5	2022	0.959	5	2014	239.2	5	1983	108	5	1977	79	5	2018	252
6	2019	692	6	2003	271	6	1993	29	6	2016	0.958	6	2019	230.0	6	1973	116	6	1986	82	6	2014	219
7	2015	654	7	2022	259	7	1989	30	7	2010	0.958	7	2015	221.0	7	1974	117	7	2019	85	7	2002	217
8	2003	647	8	2019	255	8	1998	31	8	2007	0.955	8	2012	216.0	8	1975	119	8	2003	85	8	2006	216
9	2012	643	9	2017	251	9	1995	32	9	2012	0.954	9	2017	211.2	9	1988	129	9	1988	85	9	1975	214
10	2017	631	10	2015	244	10	2009	33	10	2005	0.953	10	2002	209.1	10	1993	130	10	1992	88	10	2017	211
11	2002	619	11	2000	244	11	1976	34	11	2023	0.953	11	2000	209.0	11	1989	132	11	1997	91	11	2019	203
12	2011	614	12	2002	243	12	2011	35	12	2000	0.951	12	2011	205.0	12	1980	133	12	2016	93	12	2012	202
13	2016	605	13	2016	240	13	2007	35	13	1989	0.951	13	2016	203.0	13	1992	135	13	1989	93	13	2015	200
14	2009	591	14	2007	220	14	1975	35	14	2021	0.950	14	2009	197.0	14	1986	135	14	2013	94	14	2011	198
15	2000	586	15	2011	219	15	2005	36	15	2015	0.949	15	2004	193.0	15	1990	141	15	1982	99	15	1977	197
16	2005	538	16	2012	212	16	1987	36	16	2013	0.949	16	2005	180.2	16	1985	147	16	1998	102	16	1989	196
17	2013	530	17	1997	199	17	2016	37	17	2014	0.948	17	2013	178.1	17	1984	147	17	1991	105	17	1988	183
18	2001	530	18	2013	196	18	1981	37	18	1993	0.948	18	2001	178.0	18	1991	149	18	1973	106	18	2004	181
19	2007	521	19	2005	196	19	1988	38	19	2018	0.947	19	2007	174.1	19	1996	151	19	2022	112	19	2005	178
20	2006	498	20	2001	192	20	1983	38	20	2017	0.945	20	1998	168.0	20	2006	154	20	2009	115	20	2009	177
21	2008	491	21	2008	191	21	1980	38	21	1997	0.943	21	2006	166.0	21	1978	157	21	1980	118	21	1973	171
22	2010	479	22	1999	184	22	2013	39	22	2006	0.942	22	2008	164.0	22	1995	161	22	1985	119	22	2001	165
23	1998	472	23	2010	180	23	2019	40	23	2002	0.942	23	1997	162.0	23	2003	166	23	2012	120	23	1976	163
24	1997	468	24	1996	174	24	1997	40	24	2003	0.941	24	2010	161.0	24	1998	167	24	1975	122	24	2013	161
25	1989	441	25	2006	162	25	2012	41	25	1982	0.939	25	1981	150.2	25	1981	173	25	2006	125	25	2010	161
26	1999	419	26	1988	162	26	2006	41	26	1977	0.938	26	1999	150.0	26	2016	181	26	2002	125	26	2000	161
27	1973	414	27	1974	159	27	1973	41	27	1981	0.937	27	1975	149.0	27	1997	181	27	2017	126	27	2007	151
28	1981	403	28	1992	157	28	2000	43	28	1979	0.936	28	1989	148.0	28	1987	182	28	2015	127	28	1998	151
29	1996	394	29	1998	152	29	2022	43	29	1975	0.934	29	1977	147.1	29	2013	184	29	1981	127	29	1992	150
30	1991	390	30	1981	150	30	1991	46	30	1988	0.933	30	1973	145.1	30	1999	185	30	1996	129	30	1974	147
31	1980	382	31	1993	149	31	1999	47	31	1976	0.930	31	1978	143.1	31	2010	188	31	1976	129	31	2008	146
32	1993	378	32	1984	146	32	1978	47	32	1999	0.928	32	1988	140.0	32	2002	194	32	2010	130	32	1987	144
33	1988	370	33	1989	142	33	2015	48	33	1980	0.928	33	1992	139.0	33	2001	194	33	1995	131	33	2016	141
34	1975	368	34	1987	130	34	1986	49	34	1973	0.925	34	1986	137.0	34	2005	196	34	2014	133	34	1986	137
35	1974	367	35	1991	126	35	2017	51	35	2008	0.923	35	1987	136.0	35	2009	197	35	2018	134	35	1978	134
36	1986	359	36	1990	124	36	1985	52	36	1995	0.920	36	1980	135.2	36	2007	199	36	1984	135	36	1979	129
37	1985	359	37	1975	124	37	2002	53	37	1991	0.918	37	1985	135.0	37	2017	200	37	2000	137	37	1997	126
38	1978	358	38	1982	114	38	2014	54	38	2001	0.917	38	1991	132.0	38	2019	202	38	1987	138	38	1991	123
39	1976	351	39	1985	110	39	2023	54	39	1987	0.910	39	1974	131.0	39	2022	206	39	1990	139	39	1985	117
40	1984	340	40	1980	110	40	1984	54	40	1996	0.909	40	1996	130.0	40	2000	207	40	2001	143	40	1999	112
41	1992	308	41	1978	102	41	1992	55	41	1978	0.907	41	1993	129.0	41	2004	209	41	1999	144	41	1980	112
42	1977	308	42	1976	98	42	2008	57	42	1983	0.906	42	1976	126.1	42	2008	212	42	2005	146	42	1996	103
43	1995	282	43	1973	95	43	1996	57	43	1986	0.902	43	1982	116.2	43	2012	215	43	1978	148	43	1983	101
44	1979	276	44	1983	94	44	1990	57	44	1985	0.900	44	1984	114.0	44	2015	220	44	2011	152	44	1990	94
45	1983	272	45	1986	93	45	2003	58	45	1984	0.900	45	1979	113.1	45	2018	224	45	2004	152	45	1981	93
46	1990	244	46	1995	87	46	2018	62	46	1992	0.894	46	1990	113.0	46	2011	225	46	2007	155	46	1984	91
47	1987	233	47	1979	87	47	2021	63	47	1990	0.866	47	1995	110.1	47	2023	229	47	2021	160	47	1982	87
48	1982	195	48	1977	86	48	2001	65				48	1983	108.0	48	2014	239	48	2023	173	48	1995	74
															49	2021	248	49	2008	177	49	1993	74

BLUE JAY ALL TIME PITCHING AND DEFENSE

RK	BB	No.	RK	ERA	No.	RK	WHIP	No.	RK	BAA	No.	RK	Pit	No.
1	1995	52	1	1979	1.93	1	1977	1.18	1	2022	0.219	1	2021	4754
2	1993	52	2	1977	1.96	2	2019	1.20	2	2003	0.221	2	2023	4630
3	1986	53	3	2019	1.97	3	2022	1.22	3	2023	0.226	3	2018	4202
4	1974	54	4	1986	2.04	4	2003	1.24	4	2021	0.229	4	2022	4137
5	1997	56	5	2022	2.31	5	1973	1.29	5	2018	0.230	5	2014	3857
6	1991	59	6	1976	2.47	6	2018	1.31	6	2019	0.232	6	2015	3744
7	2003	64	7	2016	2.48	7	1974	1.32	7	2006	0.233	7	2017	3709
8	1983	66	8	2018	2.51	8	2016	1.35	8	2002	0.240	8	2012	3615
9	1973	70	9	2003	2.52	9	2021	1.37	9	2016	0.242	9	2019	3510
10	2002	71	10	2021	2.62	10	1986	1.37	10	2017	0.243	10	2002	3466
11	1992	71	11	2017	2.81	11	2002	1.39	11	2015	0.254	11	2011	3445
12	1988	71	12	2015	2.82	12	1976	1.40	12	2012	0.255	12	2003	3418
13	2019	74	13	2012	2.82	13	1993	1.41	13	2014	0.257	13	2009	3265
14	1990	74	14	2014	2.83	14	2014	1.43	14	2004	0.260	14	2005	3243
15	1979	76	15	2013	2.83	15	1988	1.43	15	2009	0.261	15	2016	3118
16	1985	77	16	1974	3.02	16	2023	1.44	16	2000	0.264	16	2007	2973
17	1981	78	17	1988	3.05	17	1989	1.45	17	2013	0.267	17	2013	2957
18	1977	78	18	1997	3.06	18	2017	1.47	18	1998	0.267	18	2006	2951
19	1984	80	19	1973	3.25	19	2006	1.48	19	2005	0.268	19	2010	2939
20	1989	83	20	1992	3.32	20	1992	1.48	20	2011	0.271	20	2008	2877
21	1999	84	21	1993	3.36	21	2012	1.50	21	2007	0.283			
22	1998	84	22	1975	3.40	22	1997	1.51	22	2010	0.287			
23	2008	86	23	1978	3.42	23	2013	1.52	23	2008	0.291			
24	2013	87	24	1998	3.44	24	2015	1.53	24	1999	0.309			
25	2001	87	25	2009	3.48	25	1975	1.53	25	2001	0.330			
26	1982	90	26	2002	3.52	26	2004	1.57	26	1997	0.330			
27	1976	90	27	1989	3.64	27	1991	1.58						
28	2010	91	28	1983	3.69	28	2009	1.59						
29	2006	91	29	2000	3.77	29	2000	1.61						
30	1996	91	30	2006	3.88	30	1983	1.61						
31	2016	93	31	1991	4.03	31	1979	1.61						
32	2004	96	32	2004	4.15	32	2011	1.62						
33	1980	96	33	1985	4.25	33	1998	1.62						
34	1978	96	34	2011	4.27	34	2005	1.66						
35	1987	98	35	1996	4.43	35	1985	1.66						
36	2022	101	36	2023	4.60	36	1981	1.68						
37	2005	104	37	2001	4.60	37	1982	1.70						
38	2000	104	38	2010	4.74	38	1980	1.70						
39	2014	106	39	2005	4.80	39	2010	1.73						
40	2011	107	40	1987	4.89	40	1978	1.77						
41	1975	108	41	2007	4.94	41	2007	1.78						
42	2012	110	42	1982	5.00	42	2008	1.82						
43	2017	110	43	1980	5.15	43	1996	1.89						
44	2007	112	44	1999	5.19	44	1990	1.90						
45	2009	117	45	1981	5.24	45	1999	1.95						
46	2015	117	46	1990	5.27	46	1995	1.95						
47	2018	118	47	2008	5.89	47	2001	1.96						
48	2021	136	48	1984	6.39	48	1984	1.99						
49	2023	147	49	1995	6.40	49	1987	2.06						



BLUE JAY ALL TIME TEAM OFFENSE

BLUE JAY ALL TIME TEAM OFFENSE																							
RK	AB	No.	RK	Hits	No.	RK	AVG	No.	RK	Runs	No.	RK	2B	No.	RK	3B	No.	RK	HR	No.	RK	RBI	No.
1	2021	1,068	1	2022	352	1	2011	0.398	1	2011	341	1	2018	71	1	2011	18	1	1998	28	1	2011	300
2	2018	1,032	2	2011	350	2	1998	0.378	2	2022	281	2	2022	67	2	1997	18	2	1976	25	2	2022	231
3	2022	1,024	3	2018	344	3	2000	0.367	3	2021	261	3	2014	66	3	2016	17	3	2011	20	3	2021	227
4	2023	998	4	2021	340	4	2010	0.366	4	2015	257	4	2000	66	4	2023	16	4	1975	19	4	2012	222
5	2014	938	5	2012	316	5	1974	0.365	5	2012	257	5	2010	64	5	2022	16	5	2003	17	5	2015	216
6	2019	902	6	2023	314	6	2012	0.361	6	2019	243	6	2011	62	6	2019	15	6	2012	16	6	2019	207
7	2002	892	7	2015	312	7	2015	0.352	7	2010	240	7	2023	61	7	2018	15	7	2002	14	7	2018	201
8	2015	886	8	2000	309	8	2009	0.349	8	2018	231	8	2012	61	8	1998	14	8	2000	14	8	2016	201
9	2011	880	9	2002	306	9	2016	0.347	9	2016	228	9	2021	58	9	1988	14	9	2022	13	9	2010	198
10	2012	875	10	2003	301	10	2003	0.346	10	2017	225	10	2019	58	10	2002	13	10	1989	12	10	2014	195
11	2003	869	11	2014	299	11	2022	0.344	11	2002	224	11	2009	56	11	2017	13	11	2010	11	11	2017	192
12	2000	843	12	2019	295	12	2002	0.343	12	2023	220	12	2005	55	12	1985	13	12	2009	11	12	2023	191
13	2017	825	13	2016	285	13	1988	0.341	13	2000	220	13	2002	55	13	2021	11	13	2004	11	13	2000	191
14	2016	822	14	2009	282	14	2008	0.340	14	2014	218	14	2008	53	14	2009	11	14	1995	11	14	2002	190
15	2009	809	15	2017	268	15	2005	0.333	15	2003	216	15	2003	48	15	2006	11	15	1981	11	15	2003	184
16	2004	784	16	2010	253	16	2018	0.333	16	1998	201	16	2015	47	16	2001	11	16	1977	11	16	1998	175
17	2001	765	17	1998	251	17	1975	0.332	17	2009	195	17	1997	46	17	2000	11	17	1973	11	17	2009	166
18	2005	738	18	2004	249	18	1999	0.331	18	2001	183	18	2013	45	18	1987	11	18	2008	10	18	2005	150
19	2010	692	19	2001	249	19	1976	0.331	19	2005	172	19	1998	43	19	2010	10	19	2001	10	19	2001	148
20	2007	692	20	2005	246	20	2013	0.328	20	2004	165	20	2016	38	20	2003	10	20	1996	10	20	2008	144
21	2008	677	21	2008	230	21	1984	0.328	21	2013	156	21	2001	38	21	1984	10	21	1982	10	21	2013	133
22	2013	667	22	2013	219	22	2019	0.327	22	2008	152	22	1999	38	22	2015	9	22	2014	9	22	2004	128
23	1998	664	23	1974	210	23	2001	0.325	23	1984	145	23	1976	37	23	2008	9	23	2018	9	23	2006	121
24	1997	664	24	1975	205	24	2017	0.325	24	1988	142	24	2006	35	24	1986	9	24	1986	9	24	1976	118
25	2006	663	25	1988	201	25	2014	0.319	25	2006	141	25	2004	34	25	1983	9	25	1984	9	25	1996	115
26	1975	618	26	1999	199	26	2021	0.318	26	1997	140	26	2017	34	26	2014	8	26	1983	9	26	1988	115
27	1981	611	27	2007	197	27	1983	0.318	27	1996	139	27	1981	34	27	2012	8	27	1974	9	27	1999	112
28	1973	610	28	2006	194	28	2004	0.317	28	1999	135	28	2007	33	28	1996	8	28	2019	8	28	1984	110
29	1999	602	29	1997	190	29	2023	0.315	29	2007	132	29	1996	33	29	2007	7	29	2006	8	29	1975	109
30	1989	592	30	1976	176	30	1986	0.315	30	1986	126	30	1987	33	30	2005	7	30	2005	8	30	2007	107
31	1988	590	31	1996	175	31	1996	0.309	31	1989	122	31	1986	31	31	2004	7	31	1978	8	31	1986	107
32	1974	575	32	1986	173	32	1977	0.306	32	1981	122	32	1989	30	32	1995	7	32	2021	7	32	1997	106
33	1980	573	33	1973	173	33	1991	0.302	33	1975	121	33	1988	26	33	1989	7	33	2013	7	33	1977	102
34	1987	569	34	1984	172	34	1980	0.300	34	1976	120	34	1984	26	34	1978	7	34	2017	7	34	1973	100
35	1996	566	35	1981	172	35	1993	0.298	35	1980	113	35	1991	25	35	1999	6	35	1997	7	35	1981	94
36	1977	556	36	1980	172	36	2006	0.293	36	1974	113	36	1985	25	36	1993	6	36	1991	7	36	1974	94
37	1986	550	37	1989	170	37	1978	0.290	37	1987	110	37	1977	24	37	1990	6	37	1988	7	37	1985	93
38	1985	545	38	1977	170	38	1989	0.287	38	1985	110	38	1992	23	38	1981	6	38	2023	6	38	1989	92
39	1984	545	39	1987	157	39	1997	0.286	39	1977	109	39	1980	23	39	1975	6	39	2007	6	39	1987	82
40	1976	532	40	1992	148	40	2007	0.285	40	1973	108	40	1979	22	40	1992	5	40	1999	6	40	1980	82
41	1992	521	41	1978	143	41	1992	0.284	41	1982	101	41	1973	22	41	1980	5	41	1985	6	41	1991	80
42	1978	493	42	1983	135	42	1973	0.284	42	1992	98	42	1978	21	42	1979	5	42	1992	5	42	1992	79
43	1982	456	43	1993	131	43	1981	0.282	43	1991	97	43	1975	19	43	1976	5	43	1980	4	43	1982	77
44	1993	440	44	1985	130	44	1995	0.276	44	1993	92	44	1993	18	44	1974	5	44	1987	3	44	1993	75
45	1979	438	45	1991	126	45	1987	0.276	45	1983	90	45	1974	18	45	1991	4	45	2015	2	45	1983	70
46	1983	425	46	1982	114	46	1979	0.251	46	1990	69	46	1995	15	46	1977	4	46	1993	2	46	1978	65
47	1991	417	47	1979	110	47	1982	0.250	47	1978	69	47	1983	14	47	1982	3	47	1979	2	47	1995	60
48	1990	373	48	1990	89	48	1990	0.239	48	1995	66	48	1990	9	48	2013	2	48	2016	1	48	1979	58
49	1995	312	49	1995	86	49	1985	0.239	49	1979	60	49	1982	5	49	1973	2	49	1990	1	49	1990	42

BLUE JAY ALL TIME TEAM OFFENSE

RK	BB	No.	RK	K	No.	RK	SB	No.	RK	OBP	No.	RK	RISP	No.
1	2021	205	1	1983	55	1	2015	115	1	2011	0.505	1	2011	0.440
2	2022	183	2	1995	74	2	2012	104	2	1998	0.482	2	2015	0.437
3	2011	180	3	1993	80	3	2004	104	3	2010	0.471	3	2016	0.425
4	2011	156	4	1974	84	4	2005	100	4	2012	0.452	4	2017	0.399
5	2019	156	5	1980	89	5	2022	99	5	2000	0.451	5	2008	0.380
6	2018	153	6	1982	90	6	2023	97	6	2022	0.451	6	2019	0.369
7	2017	140	7	2013	95	7	1977	93	7	1999	0.448	7	2010	0.365
8	2014	130	8	1991	96	8	2011	82	8	2021	0.443	8	2002	0.359
9	2012	120	9	1990	97	9	2018	78	9	2016	0.440	9	2022	0.359
10	2002	119	10	2010	99	10	2016	78	10	2015	0.439	10	2012	0.357
11	2000	117	11	1984	100	11	2021	78	11	2017	0.438	11	2005	0.356
12	2010	116	12	2016	101	12	2002	73	12	2019	0.436	12	2021	0.353
13	2005	115	13	1977	103	13	2019	72	13	2023	0.433	13	2003	0.344
14	2015	110	14	1976	106	14	2013	70	14	2009	0.431	14	2014	0.339
15	2016	107	15	2005	109	15	2009	70	15	2018	0.430	15	2009	0.334
16	1989	105	16	1989	110	16	1974	69	16	2002	0.429	16	2018	0.325
17	2003	103	17	1998	113	17	2010	64	17	1984	0.428	17	2023	0.321
18	2013	101	18	1981	114	18	2006	64	18	1975	0.428	18	2006	0.307
19	2004	101	19	1992	115	19	2017	60	19	2005	0.425	19	2013	0.295
20	1986	101	20	1988	120	20	2007	59	20	2013	0.424			
21	1975	101	21	2008	122	21	2014	55	21	1974	0.424			
22	2009	99	22	2001	122	22	1973	55	22	2003	0.423			
23	1984	92	23	2011	123	23	1978	50	23	1988	0.422			
24	1985	91	24	2000	124	24	2003	47	24	1986	0.421			
25	1998	90	25	1999	125	25	2008	44	25	2008	0.415			
26	2007	87	26	1979	126	26	1998	44	26	2004	0.415			
27	1981	85	27	1987	128	27	1976	44	27	1976	0.414			
28	1977	85	28	2012	129	28	1975	43	28	2014	0.413			
29	1988	83	29	1986	131	29	1979	41	29	1997	0.405			
30	2006	81	30	2009	132	30	1982	39	30	1977	0.403			
31	1999	80	31	2003	132	31	1997	37	31	2001	0.400			
32	2001	77	32	2007	133	32	1988	35	32	1991	0.398			
33	2008	76	33	1985	133	33	1983	27	33	1996	0.397			
34	1987	76	34	2017	134	34	1981	26	34	1989	0.395			
35	1973	76	35	2018	135	35	1980	26	35	1983	0.388			
36	1997	75	36	2015	138	36	1987	23	36	1978	0.382			
37	1996	69	37	1978	138	37	1984	20	37	2006	0.379			
38	1976	69	38	2019	145	38	1989	19	38	2007	0.372			
39	1991	66	39	1975	147	39	1999	18	39	1981	0.369			
40	1978	66	40	2006	148	40	1991	18	40	1973	0.368			
41	1982	62	41	1996	148	41	1993	16	41	1995	0.367			
42	1974	56	42	2014	150	42	1992	15	42	1993	0.362			
43	1992	51	43	2004	151	43	1985	15	43	1987	0.361			
44	1979	51	44	1997	155	44	2001	14	44	1980	0.352			
45	1983	49	45	1973	166	45	1986	12	45	1992	0.348			
46	1980	46	46	2002	179	46	2000	9	46	1985	0.347			
47	1993	44	47	2022	186	47	1996	9	47	1982	0.340			
48	1990	41	48	2021	195	48	1995	6	48	1979	0.331			
49	1995	40	49	2023	214	49	1990	6	49	1990	0.314			



SILVER All-Conference selections 2023


FIRST TEAM				
POS	PLAYER'S NAME	SCHOOL	GR	COLLEGE
C	Jack Kesler	LSN	11	UCM
INF	Addison Smith	Liberty	12	Oklahoma State Univ.
INF	Jacob Manning	LSN	12	
INF	Bryan Wilhoite	Park Hill South	12	Benedictine
INF	Nathan Spengler	Liberty	11	
INF	Grant Sumrall	Lee's Summit	11	
INF	Joe Smith	Staley	12	Missouri Valley
OF	Chase Littrell	Liberty	12	Washburn Univ.
OF	Jon Ludwig	Staley	12	Seminole State CC
OF	John Randle	Staley	12	Univ. Missouri-St. Louis
OF	Kenton Unruh	Staley	11	Bradley Univ.
UT/P	Jackson Glueck	Staley	11	
UT/P	Aaron Boutz	Park Hill South	12	
P	Simon Linde	Liberty	12	Butler Univ.
P	Jase Johnson	Park Hill	12	Scottsdale CC
P	Brody Irlbeck	Staley	10	Univ. of Iowa
P	Jake Allinder	Staley	11	

SECOND TEAM				
POS	PLAYER'S NAME	SCHOOL	GR	COLLEGE
C	Noah Williams	Liberty	12	
C	John Howayek	Lee's Summit	10	
INF	Connor Anderson	Lee's Summit	11	
INF	Michael Cook	Park Hill South	12	
INF	Will Godrey	Lee's Summit	10	
INF	Maxx Houchins	Park Hill	12	Mid. America Nazarene
INF	Lukas Wilson	Staley	11	
OF	Jack Quetschenbach	Liberty	10	
OF	Collin Morris	Park Hill South	12	Crowder CC
OF	Evan DeMint	Park Hill South	12	Benedictine
OF	Brody Hufft	Park Hill South	12	Johnson CC
UT/P	Braydan Resch	Park Hill	12	Southwest CC
P	Kai Bennett	Liberty	12	Washburn Univ.
P	Drew Simpson	Lee's Summit	12	Southwest Baptist
P	Cooper Finley	Lee's Summit North	12	Ottawa Univ.
P	Garrison Mertz	Park Hill	12	Rockhurst

HONORABLE MENTION				
POS	PLAYER'S NAME	SCHOOL	GR	POS
C	Tyler Leonard	Staley	12	Neosho County CC
INF	Kayden Cook	Liberty	12	NWMS
INF	Casen Lett	Park Hill South	10	
INF	Christian Kuchta	Liberty	11	
INF	Tyson Kiser	Park Hill	10	
INF	Aidan Bui	Park Hill South	10	
OF	Dylan Atherton	Lee's Summit North	12	Cowley CC
OF	Kaeden Pak	Park Hill	11	
OF	Dane Moberly	Liberty	12	Drury Univ.
OF	Brandon Hill	Lee's Summit North	10	
UT/P	Brock Harmon	Park Hill South	10	
P	Alex Vazquez	Liberty	11	
P	Preston Stout	Lee's Summit North	10	
P	Jaxson Grayson	Park Hill	12	Rockhurst
P	Hunter Hampshire	Staley	11	
P	Aiden Bahn	Staley	11	



PLAYER OF THE YEAR
Addison Smith

PITCHER OF THE YEAR
Simon Linde



CONFERENCE STANDINGS

TEAM	W	L	GB
1 Staley	7	3	-
1 Liberty	7	3	-
3 Park Hill	5	5	2
4 Park Hill South	4	6	3
5 Lee's Summit	4	6	3
6 Lee's Summit North	3	7	4










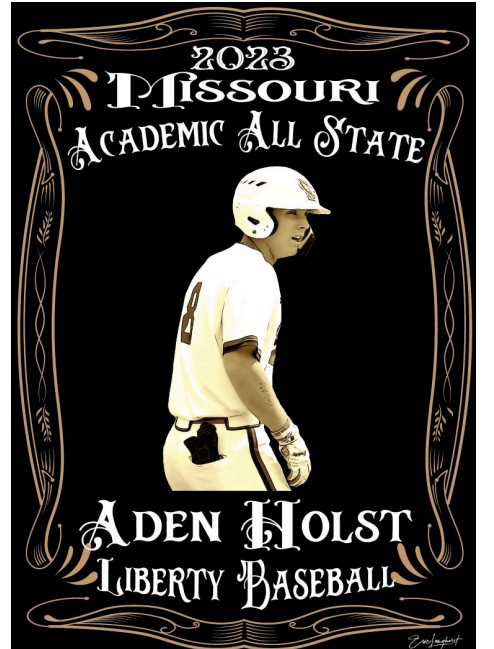
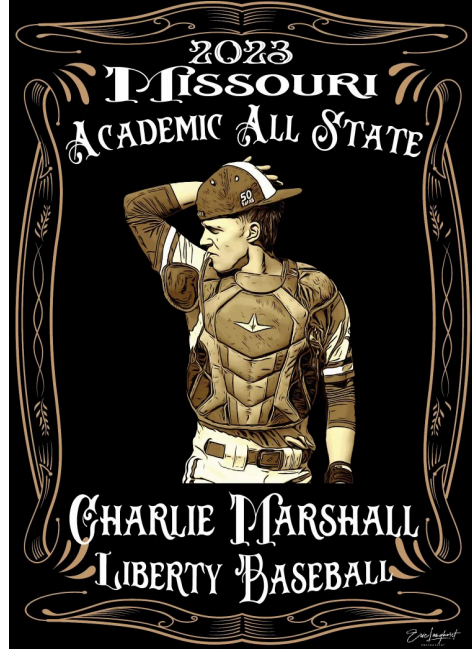
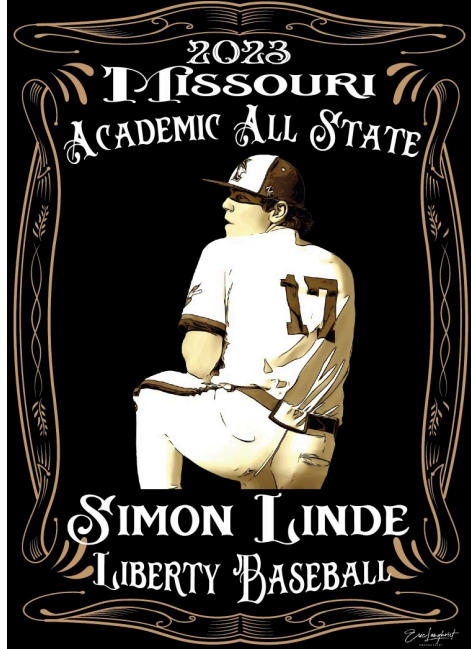

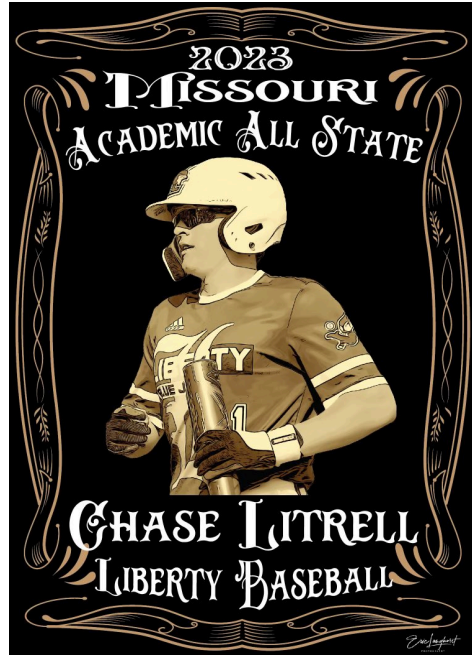
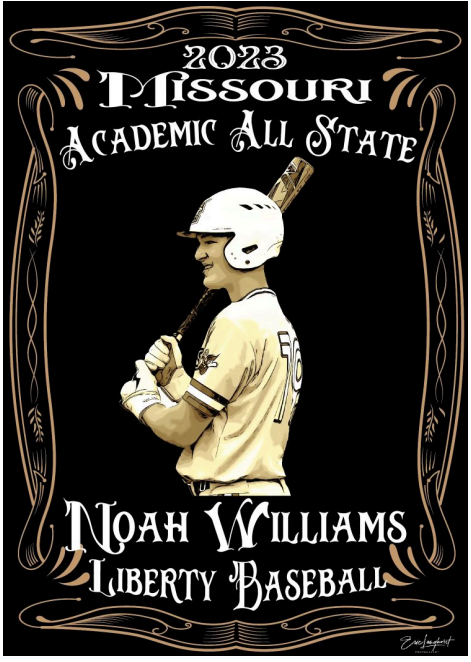

ALL STATE CLASS 6 PROBABLES

Addison Smith - First Team chances

Nathan Spengler - First Team chances

Simon Linde, Chase Littrell and Kai Bennett are possible candidates for a place on the All State list.





Congratulations Jays on a great season - a conference championship and 24 wins. Hanging out at a Liberty Baseball game and taking photos of you guys are one of the things that I enjoy most. I commented to Coach Bragg several times this season about how much you seemed to enjoy playing as a team and you were genuinely having fun out there. You never gave up and you were a fun team to watch.

Seniors, I appreciate you guys and know you will go on to do great things on and off the diamond.

Thanks.

Eric Langhorst
PHOTOGRAPHY



CELEBRATING 50 YEARS OF LIBERTY BASEBALL 1973-2023

827 wins -437 losses (1,264 GAMES) .653 winning pct.





Liberty Baseball 1973-2023
Celebrating 50 years



SPECIAL THANKS TO:

-

