

Sun Valley Rink Clock Instructions (March 2022)

(all caps means push this button)

(please practice putting up penalties B4 the game starts.)

To **set time of period**.... SET.....TIME.....1 ...7...0...0.....YES
(if you push ...3...0...0, for warm-ups, only three #'s, the clock will read 30:00!!, so for warm ups push ...0....3.....0....0.....YES)

To **put up a goal** HOME GOAL.....1 (this function shows the last number, so you add a 1 to it each time a team scores). You don't need to push yes.

To **enter a penalty**You need to STOP THE CLOCK, 1stand then..... NEW MINOR (must pick home or guest)....# of player..... YES - - this will put the time up as 2:00 and the penalty will be on the board.

To **enter a penalty, situation 2** NEW MINOR....# of player..... then 0.....1....3....0..... YES - - this will put the penalty up on the board as 1:30. Or ..0..4..0..0...YES --- this will put the time up as 4:00

To **clear a penalty**SET.....VIEW PENALTY (must be on the correct team, home or guest)CLEAR PENALTY (off of side column choices)--- this will make the whole penalty disappear.

To **add a second penalty**,..... do the same process as earlier and somehow the clock knows to go to the second penalty spot and does not override the first one. (Not sure how to deal with 3 penalties overlapping.)


(**hint:** just in case, **jot down the time** left in first penalty before you start entering more,..... just in case.)

(**hint:** if a period ends and there is still a penalty on the board, **DO NOT USE THE CLOCK to run off the 1 minute between period break** (why? cuz it runs down the penalty, too.) Use your phone or watch.

To **set period** PERIOD 1 (or2, etc). No need to push YES

QUICK START GUIDE

With the scoreboard on and the control on the main time screen you are ready to set the time for the first period of play.




Current Time

Time Direction

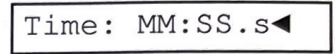
Period

Set the play clock to 20 minutes

Press



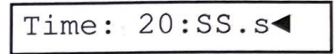
The control will show



Press



The control will show



Press



The control will show



You are now ready for the game to begin.

To Start the Clock

Press



or use hand-held switch

To Stop the Clock

Press



or use hand-held switch

To Silence Auto Horn

Press



Score



To Add To Goal Shots



Goal Saves



Then press a number key to add to the total value

To Set Period



Then press a number key to set the value

SCORE



Press **HOME SCORE** to enter the home score ADD mode.

The control will display



Press **GUEST SCORE** to enter the guest score ADD mode.

The control will display

Adding to Score

1. Press  or 

2. The control will display or

3. Enter any value 0-9 and it will add that value to the value with the "+".
a. To add more start from step 1

Note:

1. You cannot subtract from the value. To correct a mistake refer to Setting Score
2. The goal light will automatically light up when home or guest score is entered

Setting Score


1. Press  then  or 


2. The control will display or

3. 1st digit: Enter any value 0-9
a. If that single digit value is the desired setting, then press YES, if not continue to step 4
4. 2nd digit: Enter any value 0-9
5. 3rd digit: Enter any value 0-9

Note:

1. A zero in the 10's spot will automatically be removed and leave a single digit value.



At any time before the 1's digit is placed  can be pressed to restore the previous value and cancel the function.

NEW MINOR



Press Home **NEW MINOR**

The MPCW-7 will display

New 2:00 ##◀




Press Guests **NEW MINOR**

The MPCW-7 will display


New 2:00 ##◀


To Add a New Minor Penalty

1. Press  or 

2. The control will display 

3. Enter the player number

4. The control will display 

5. Press  to accept the default penalty time (to set default penalty time see Hockey Options) OR if you want to enter a different penalty time or if you do not have a default penalty time press the number keys to enter penalty time.

NEW MAJOR



Press Home **NEW MAJOR**

The MPCW-7 will display

New 5:00 ##◀



Press Guests **NEW MAJOR**

The MPCW-7 will display

New 5:00 ##◀


To Add a New Major Penalty

1. Press  or 

2. The control will display 

3. Enter the player number

4. The control will display 

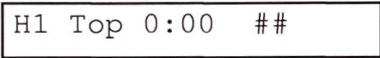
6. Press  to accept the penalty time (to set default penalty time see Hockey Options) OR if you want to enter a different penalty time or if you do not have a default penalty time press the number keys to enter penalty time.

VIEW PENALTY



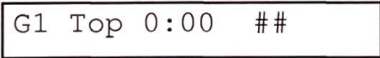
Press Home **VIEW PENALTY**

The MPCW-7 will display



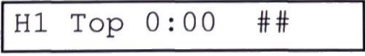
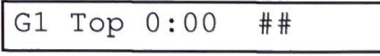
Press Guests **VIEW PENALTY**

The MPCW-7 will display



To View Penalties

1. Press  or 

2. The control will display  or 

3. Press  or  to scroll through the penalties

Note: Only two penalties will be displayed on the scoreboard at the same time (top and bottom). Additional penalties that have been entered will automatically display in the order they were entered as soon as the current top or bottom penalty expires. (If a player has multiple penalties the second penalty will display as soon as the first penalty for that player expires.) Up to 20 penalties can be stored in the control per team.

GOAL SAVES



Press home **GOAL SAVES**



The control will display



Press guests **GOAL SAVES**

The control will display

To Add to Goal Saves

1. Press  or 
2. The control will display or
3. Enter the value to be added to total goal saves

GOAL SHOTS



Press home **GOAL SHOTS**

The control will display



Press guests **GOAL SHOTS**

The control will display

To Add to Goal Shots




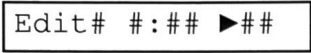



1. Press  or 
2. The control will display or
3. Enter the value to be added to total goal shots

EDIT PENALTY



Press **EDIT PENALTY** to change player number or penalty time in an existing penalty

To Edit Penalty




1. Press  or  until the desired penalty is displayed
2. Press 
3. The control will display 
4. Enter the player number, if already correct press 
5. The control will display 
6. Enter the penalty time, if already correct press 

CLEAR PENALTY



Press **CLEAR PENALTY** to remove a penalty

Clear Penalty

1. Press  or  until the desired penalty is displayed
2. Press 

GOAL LIGHT RESET



Press **GOAL LIGHT RESET** to turn off the goal light