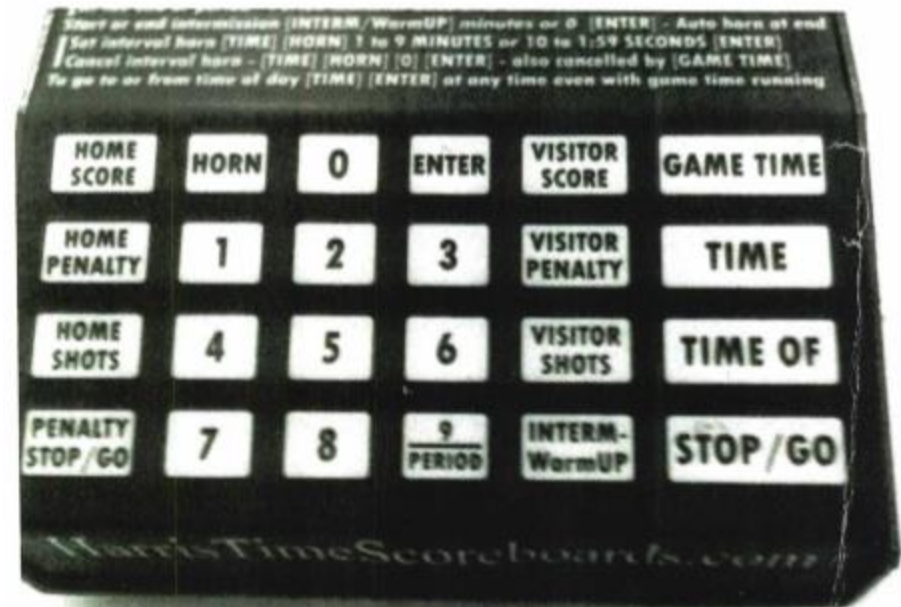


# Harry Howell, Carlisle, Firestone Pad B-Clock Instructions

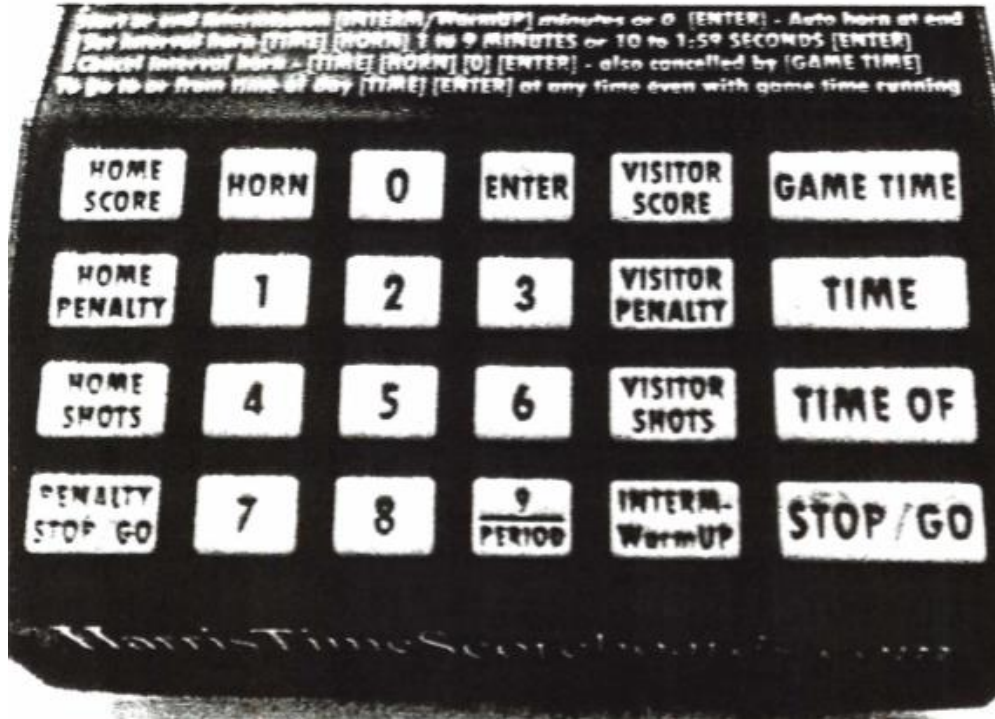
## Contents

- 1 – Warm-up time
- 2 – New game setup
- 3 – Run clock / second period
- 4 – Set up third period
- 5 – Scoring
- 6 – Penalty – 2minutes
- 7 – Penalty – 4 or 5 minute / Adding jersey #
- 8 – Correct Penalty Clock
- 9 – Made a mistake ?



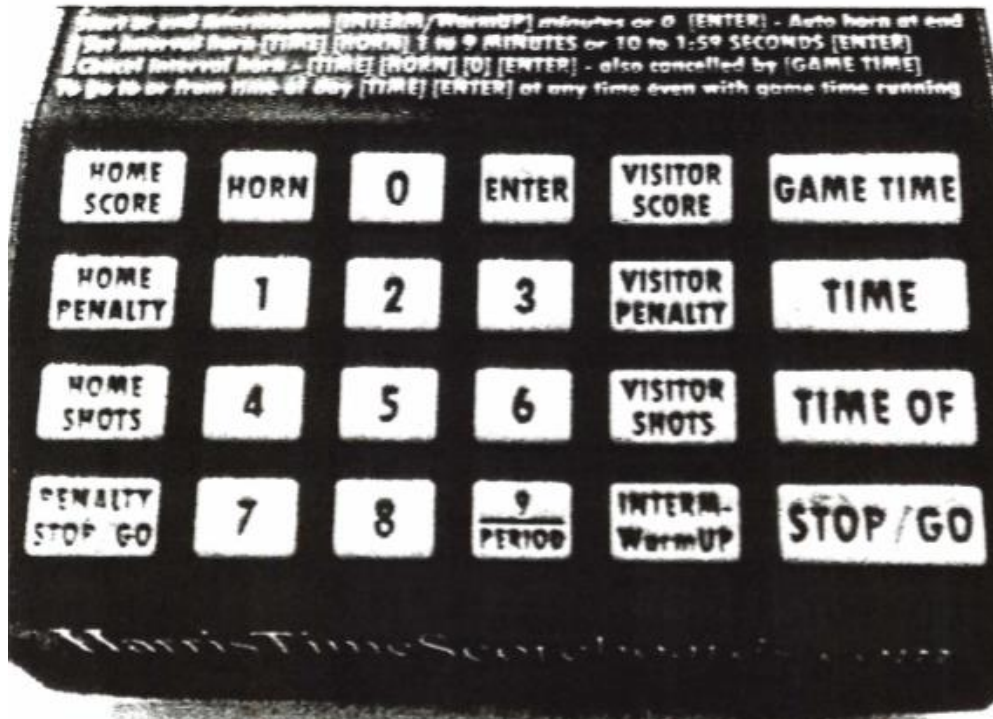
## Warmup Time – 3minutes (Optional)

If you want to setup a warmup time of 3minutes the easiest way is to set up first period with 3minutes and reset the clock again when the horn goes, as if you are setting up a new game.



1. Press [GAME TIME]
2. Press [TIME]
3. Press [3] [0] [0]
4. Press [ENTER]
5. When players on ice;  
Press [STOP / GO] until time runs out
6. Go to new game setup.

## 2 - New Game Setup



1. Press [GAME TIME] look at clock
2. As required, press [GAME TIME] until "10:00" comes up on game clock

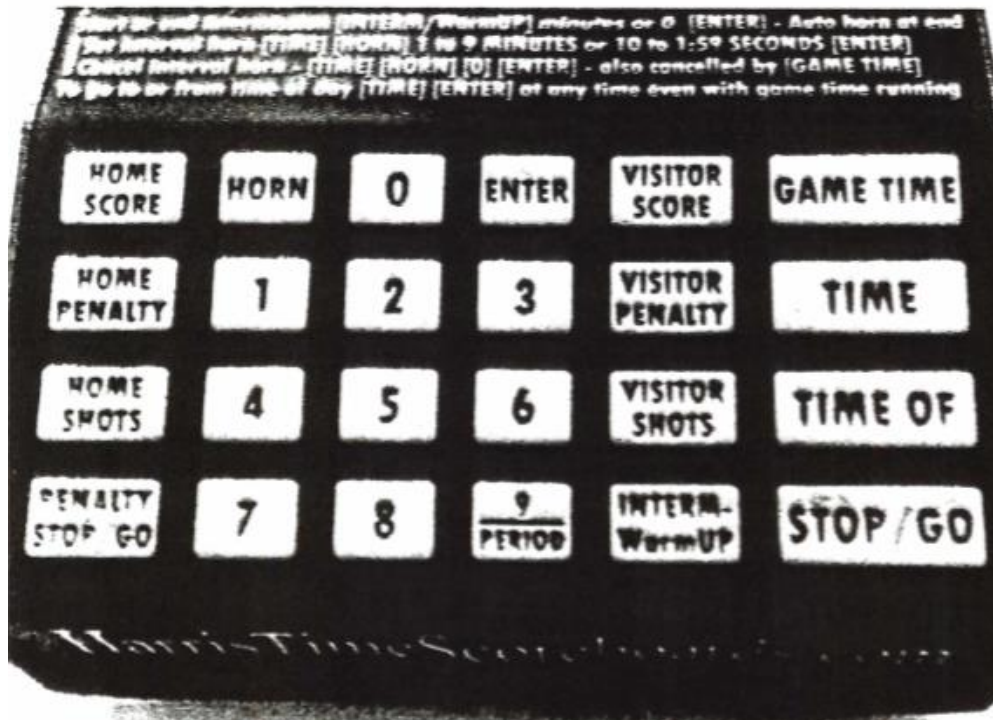
You want to see:

10:00 (Period length)

0 0 (Score)

1 (Period)

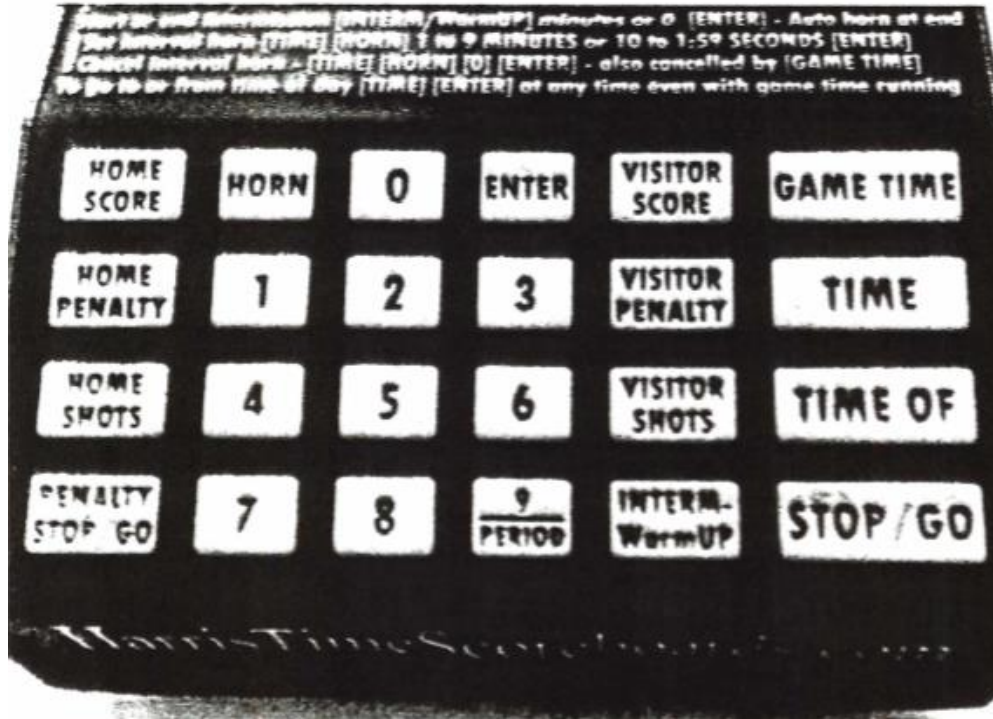
### 3 – Run clock / Second period



1. To start clock press [STOP / GO]
2. To stop clock press [STOP / GO]
3. End of period, period # will automatically increase by 1  
Period time will be same as last period

## 4 – Setup up third period

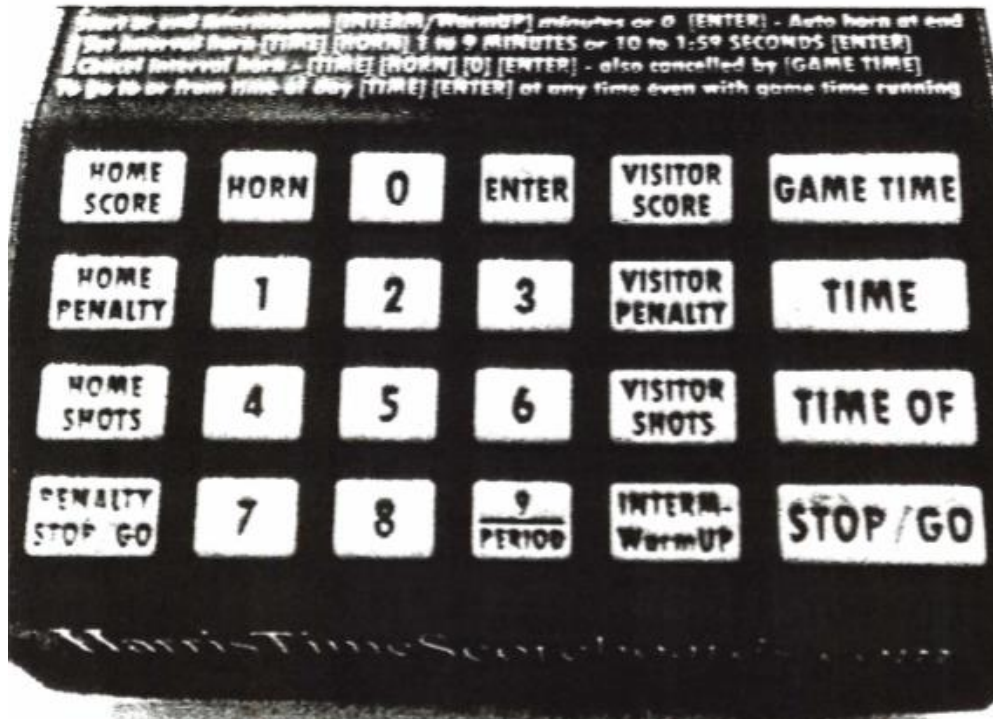
The third period will come up with a period time length of 10 minutes, same time as the last period. All games will have a third period length of **12** minutes.



To Change period length:

1. Press [TIME] (time on board will flash)
2. Press [1] [2] [0] [0] (To get 12 minutes)
3. Press [ENTER] (Time will change to correct time length and stop flashing)
4. Run time with [STOP / GO] as normal.

## 5 – Scoring

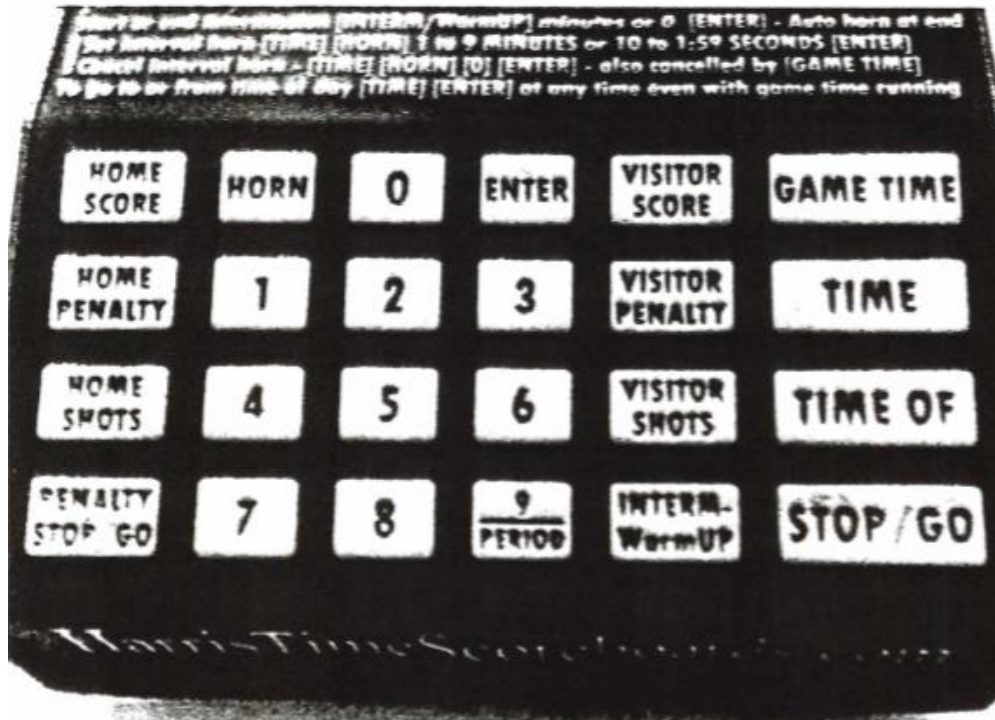


1. Depending which team scored, press either [HOME SCORE] or [VISITOR SCORE] **ONCE**
2. Score will appear and do the same thing for additional goals, board will automatically increase score by 1 each time score button pressed.

### On game sheet:

write scorers #, assists #, time of goal (As it appears on clock), and period #

## 6 – Penalty – 2 minutes



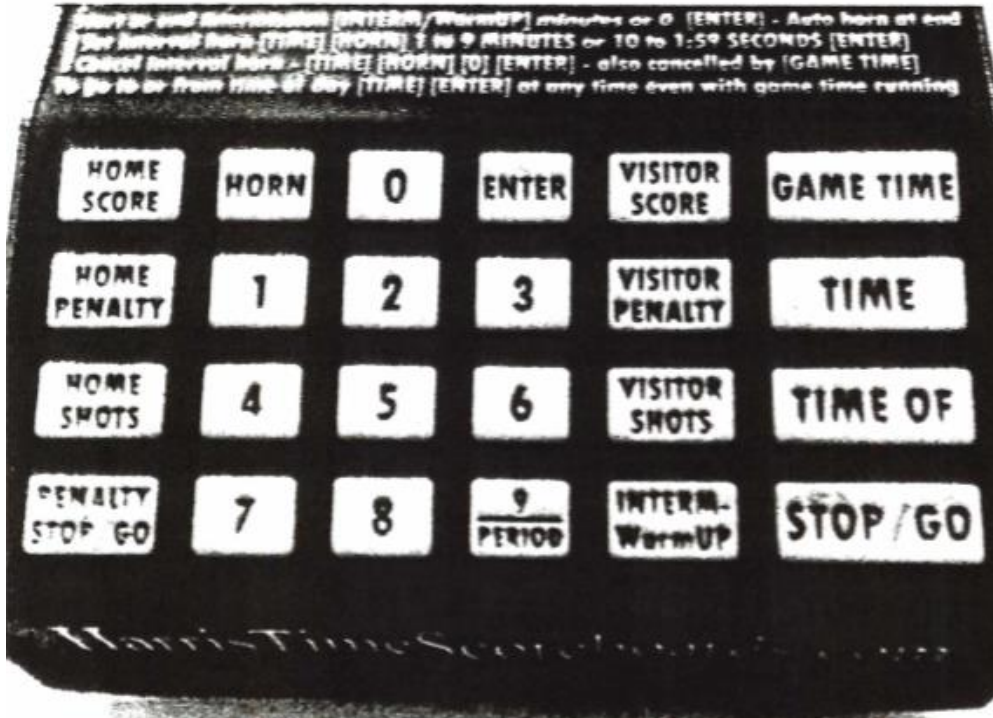
1. Depending on team that has has penalty assessed, press [HOME PENALTY] or [VISITOR PENALTY]
2. Immediately press [ENTER], [ENTER]

Time will have been flashing and when second enter pressed it will stop flashing.

If you have a problem complete step 1 + 2 again, you probably didn't press enter twice.

3. Run clock as normal, penalty time decreases too
4. On gamesheet write penalty info, Jersey #, Penalty description, Period, start time (clock time)

## 7 – Penalty – 4 & 5 minutes

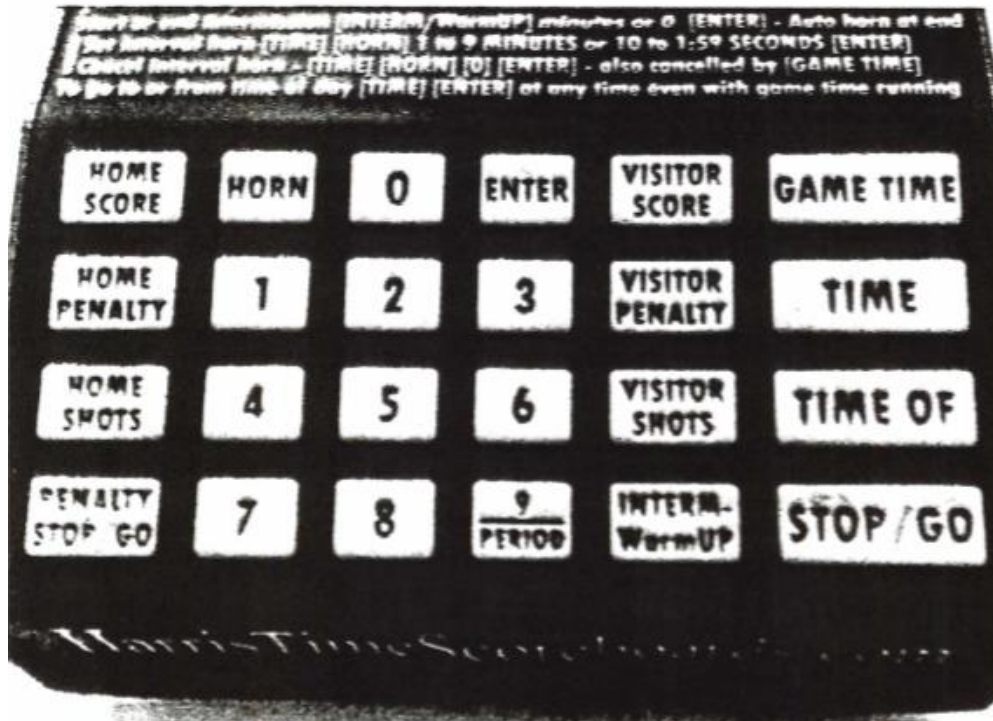


1. Same as 2 minute penalty press [HOME PENALTY] or [VISITOR PENALTY]
2. Press [TIME], clock will increase from 2 to 4 minutes
3. For 5 minute penalty; press [TIME] a second time, clock will increase from 4 to 5 minutes.
4. Press [ENTER]
5. Optionally, input jersey number to add to board, otherwise continue.
6. Press [ENTER]



## 8 – Correct penalty clock

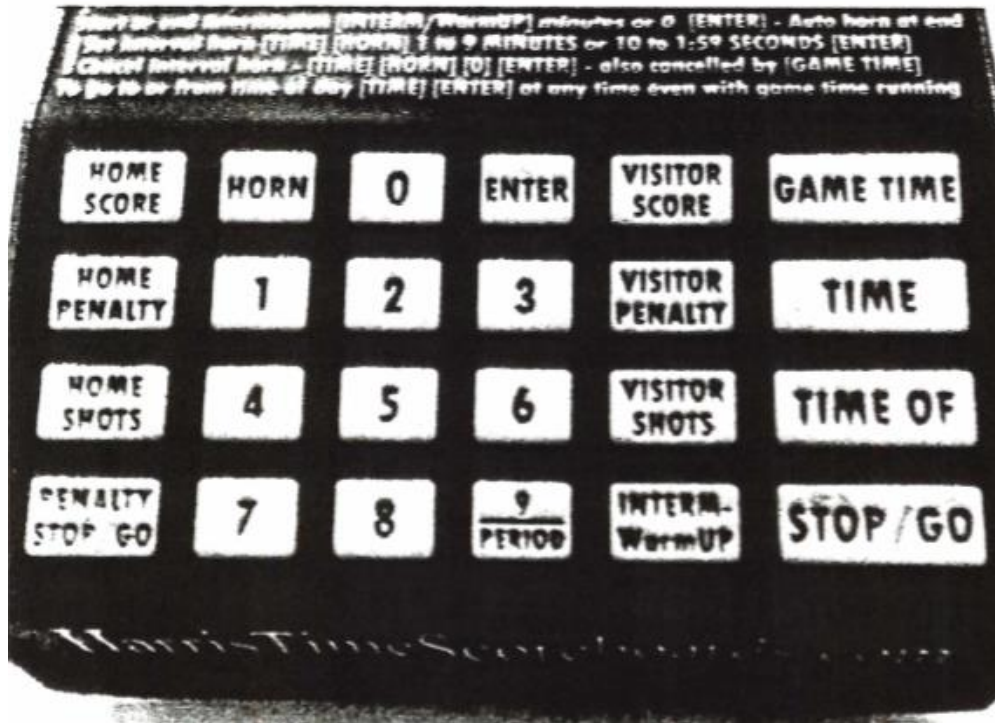
If something happens where you need to reset the penalty time due to a problem, ie time should be 1:30 for home team



1. Press [HOME PENALTY]
2. Press [1] (for Penalty #1)
3. Press [TIME]
4. Enter corrected time;  
Press [1] [3] [0]
5. Press [ENTER], [ENTER]

Penalty 1 should now read 1:30

## 9 – Made a mistake?



To go back to where the board was:

1. Press [ENTER] [0] [ENTER]

This will take you back to where it used to be before you started whatever change you were working on.

If you need refs attention, press [HORN]