



PLAYER NAME

JIMMY SALINAS

CLASS

2027

HANDEDNESS

RHP



E-mail:

lamahead2009@gmail.com

Age:

16



State:

United States, California

High School:

Las Lomas High



Height:

6' 0"

Weight:

164.999803773651 lbs



Coach:

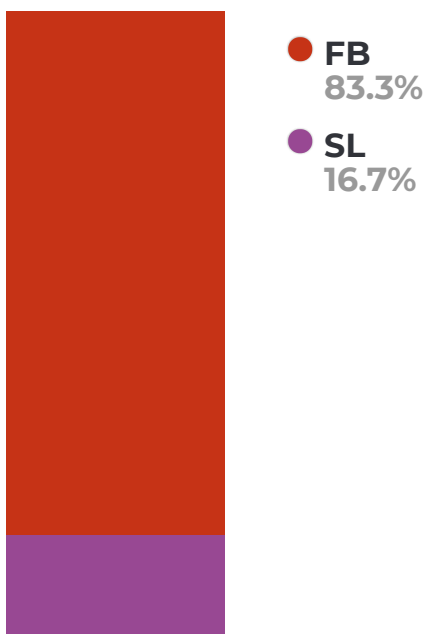
Facility Name:

-

DATA

| Pitch Type | Velo | Max. Velo | RPM | Max. RPM | Vert. Break | Horz. Break | Spin Eff. | Cyro Deg. | Spin Dir. | Strike % |
|------------|------|-----------|------|----------|-------------|-------------|-----------|-----------|-----------|----------|
| FB | 81.2 | 83.1 | 1965 | 2038 | 10.3 | 12.1 | 90.5% | 19.0 | 01:55 | 50.0% |
| SL | 74.8 | 75.0 | 1922 | 1940 | 1.4 | 2.4 | 24.6% | 76.0 | 02:26 | 0.0% |

PITCH TYPE FREQUENCY

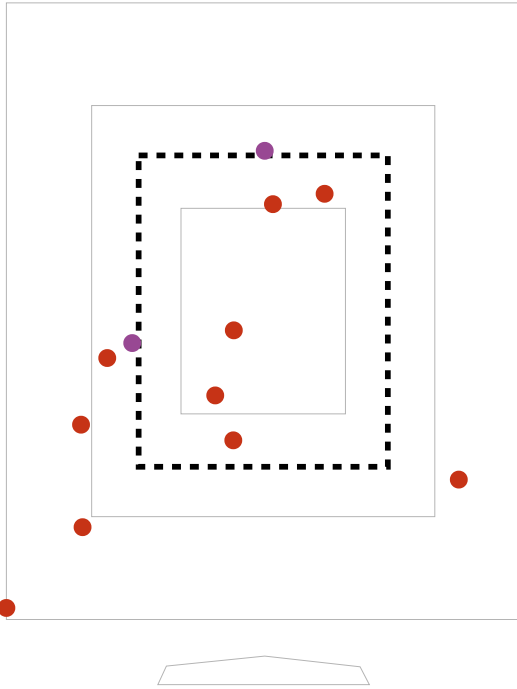


PITCH SCORES

| | High School | College | PRO |
|----|-------------|---------|------|
| FB | 43.5 | 43.5 | 20.0 |
| SL | 48.8 | 43.0 | 31.3 |

● FB ● SL

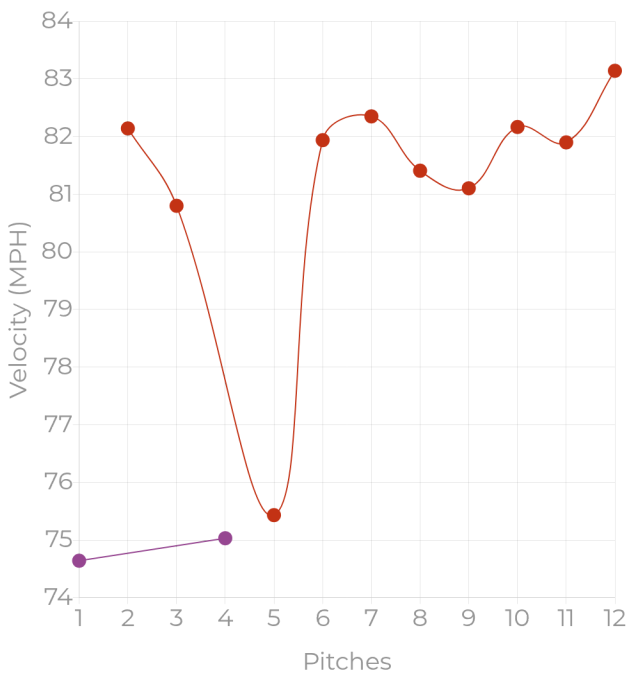
STRIKE ZONE



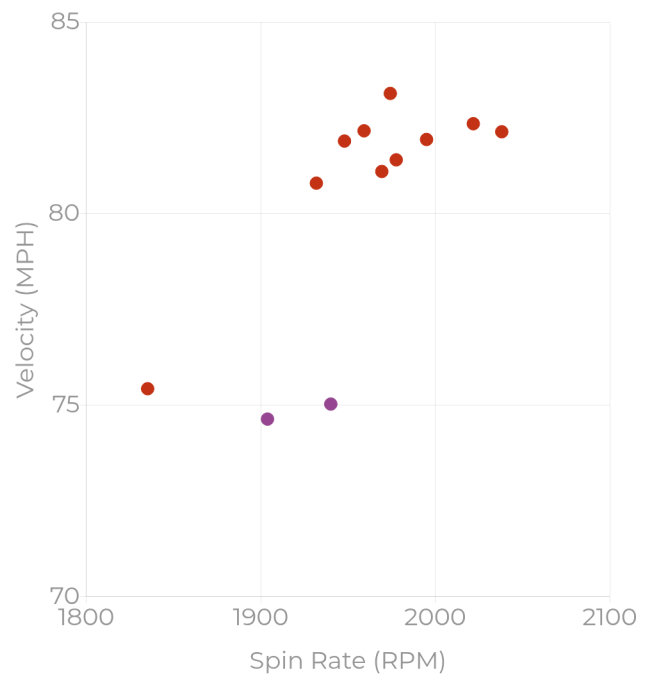
STRIKE ZONE PERCENTAGE

| | Strike % | Heart % | Shadow % | Chase % | Waste % |
|-----------|----------|---------|----------|---------|---------|
| FB | 50.0 | 20.0 | 40.0 | 30.0 | 10.0 |
| SL | 0.0 | 0.0 | 100.0 | 0.0 | 0.0 |

VELO DISTRIBUTION



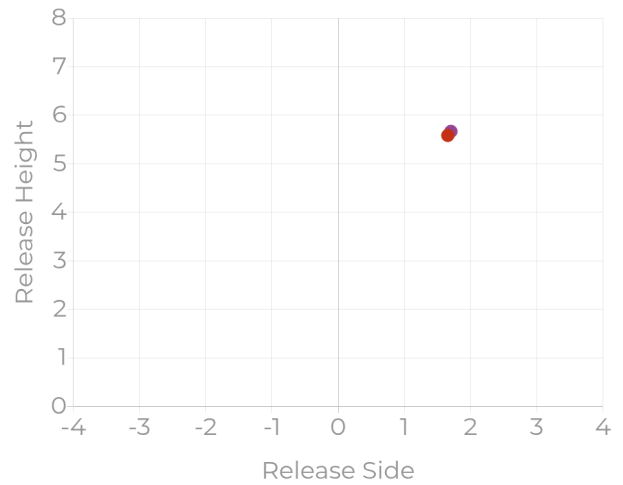
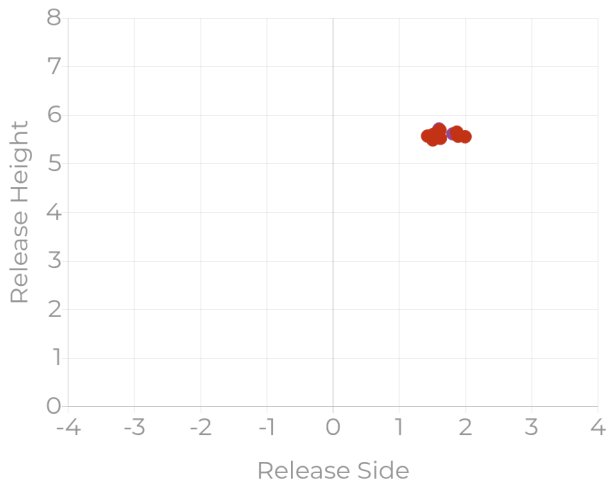
SPIN RATE VS VELO



● FB ● SL

RELEASE WINDOW

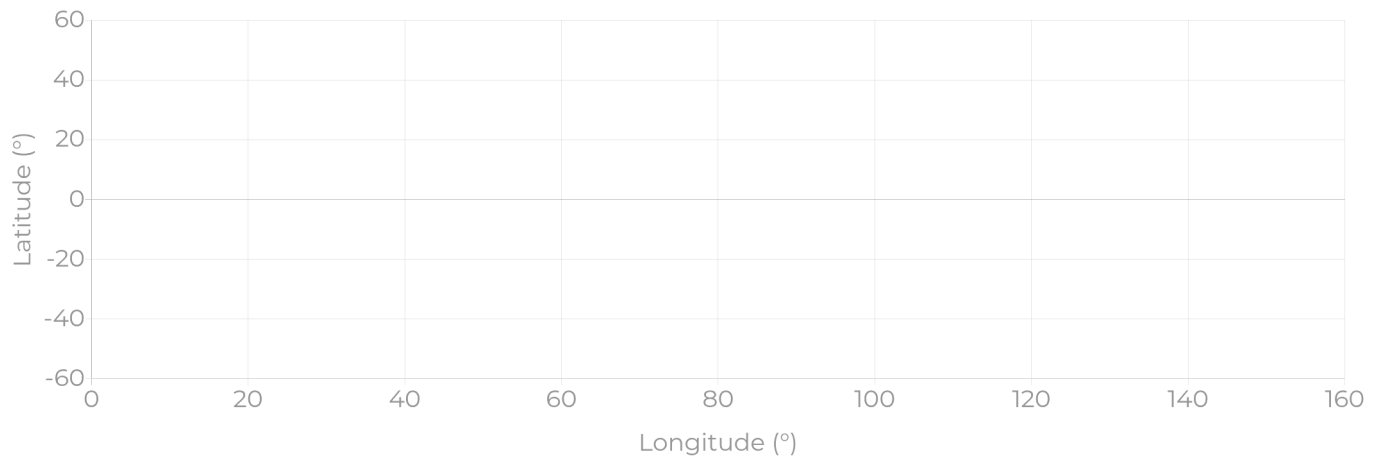
RELEASE AVERAGES



RELEASE DATA

| Pitch Type | Release Angle | Horizontal Angle | Release Height | Release Side |
|------------|---------------|------------------|----------------|--------------|
| FB | -1.6 | -3.4 | 5.6 | 1.7 |
| SL | 0.4 | -2.6 | 5.7 | 1.7 |

SEAM ORIENTATION



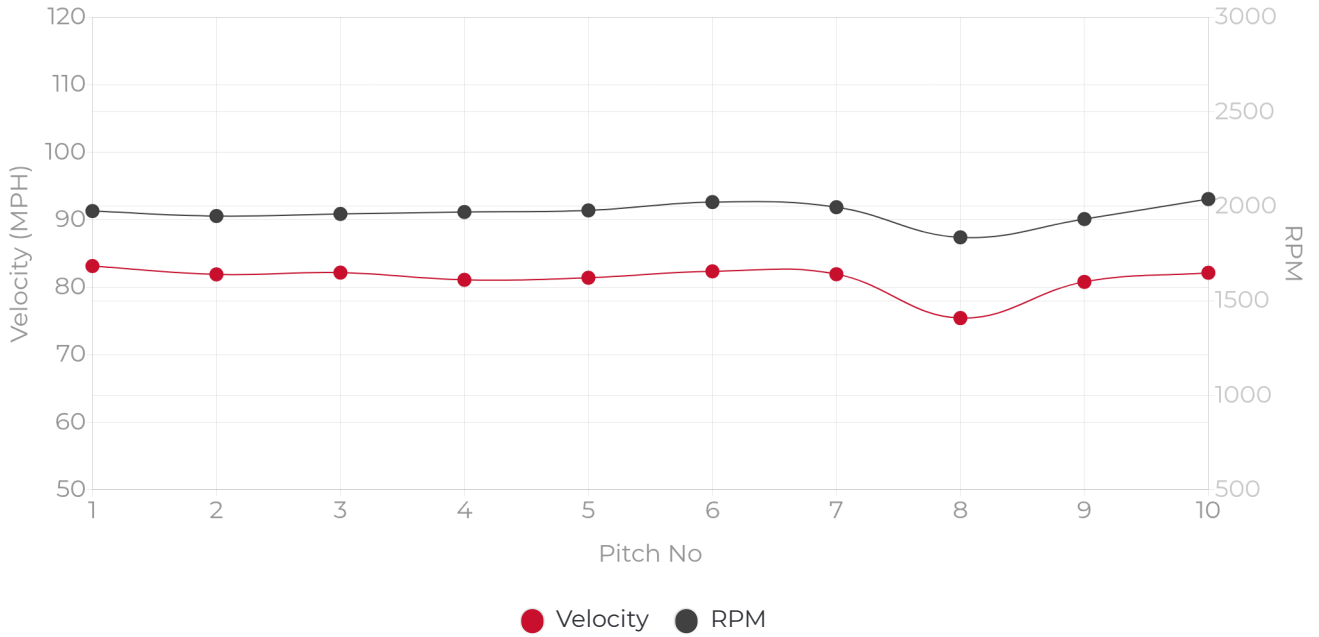
PITCH BREAKDOWNS - FASTBALL

All data points shown are averages unless otherwise specified.

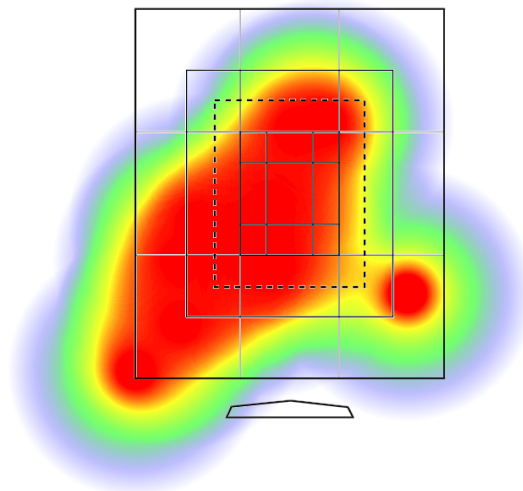
| Count | Velo | Max. Velo | Max. RPM | True Spin | Spin Eff.% | Gyro Deg. | VB | HB | R. Height | R. Side | R. Angle | H. Angle |
|-------|------|-----------|----------|-----------|------------|-----------|------|------|-----------|---------|----------|----------|
| 10 | 81.2 | 83.1 | 1965 | 1787 | 90.5% | 19.0 | 10.3 | 12.1 | 5.6 | 1.7 | -1.6 | -3.4 |

PERFORMANCE TRACKING - FB

Plots will only be shown for pitches that recorded data.



STRIKE ZONE HEATMAP - FB



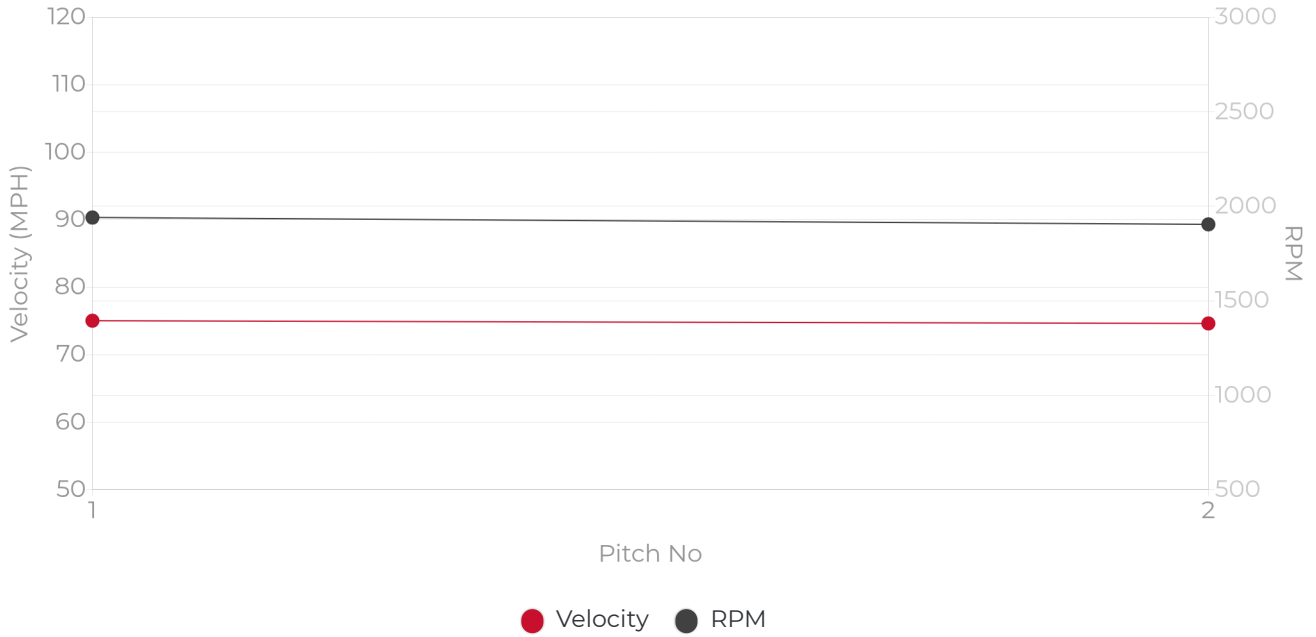
PITCH BREAKDOWNS - SLIDER

All data points shown are averages unless otherwise specified.

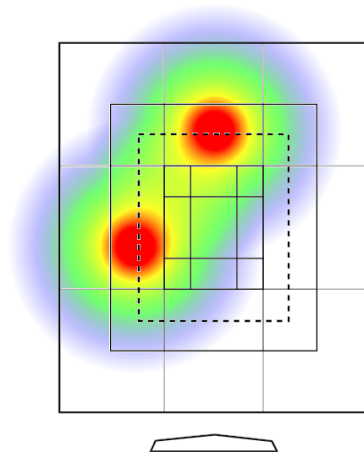
| Count | Velo | Max. Velo | Max. RPM | True Spin | Spin Eff.% | Gyro Deg. | VB | HB | R. Height | R. Side | R. Angle | H. Angle |
|-------|------|-----------|----------|-----------|------------|-----------|-----|-----|-----------|---------|----------|----------|
| 2 | 74.8 | 75.0 | 1922 | 473 | 24.6% | 76.0 | 1.4 | 2.4 | 5.7 | 1.7 | 0.4 | -2.6 |

PERFORMANCE TRACKING - SL

Plots will only be shown for pitches that recorded data.



STRIKE ZONE HEATMAP - SL



RELEASE HEIGHT

Vertical height above the ground at the point the pitch is released.

RELEASE SIDE

The distance from the center of the rubber at the point of release from the pitcher's POV where the right is a positive number and the left is a negative number.

RELEASE ANGLE

Vertical angle of the ball leaving the pitchers hand where up is positive (higher pitches or pitches with a large amount of negative vertical movement) and a downward angle being negative (pitches lower in the zone or traditionally higher positive vertical break).

HORIZONTAL ANGLE

The Directional degree when the ball leaves the pitchers hand where to the left is negative and the right is positive from the Pitcher's POV. Traditionally, all RH P's have a negative angle and LHP's have a positive angle to varying degrees.

STRIKE ZONE BREAKDOWN

Heart of Plate: Batter wants to Swing, pitcher wants him to Take

Shadow Zone: 50/50 on pitch called either way

Chase Region: Batter wants to Take, pitcher wants the Swing

Waste Area: 1+ foot off edge of strike zone

