



# TOYOTA FIELD

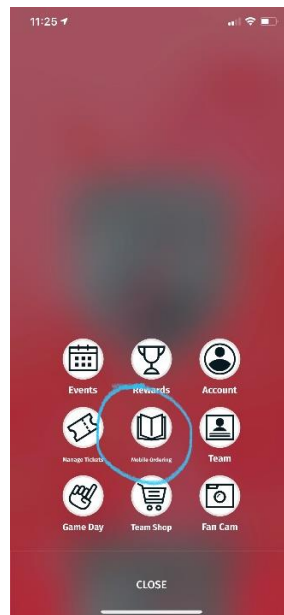
## Mobile Ordering Instructions

On your cell phone browser visit <https://mobile.appetizeapp.com/toyotafield> or simply open your camera app and scan the below QR code:

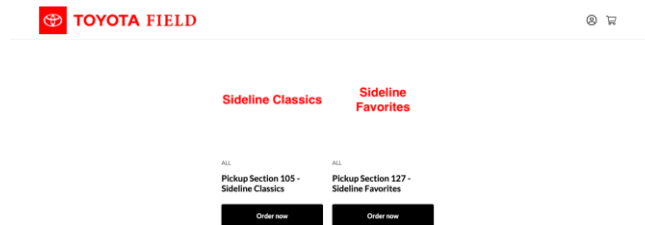


You can also access Mobile Ordering through the SAFC App by following these steps:

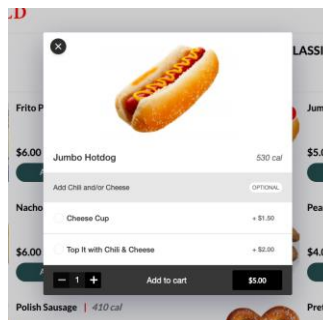
1. Hit the Menu button at the top right corner of the home page
2. Click on the center “Mobile Ordering” button



Select the vendor from where you want to order from.



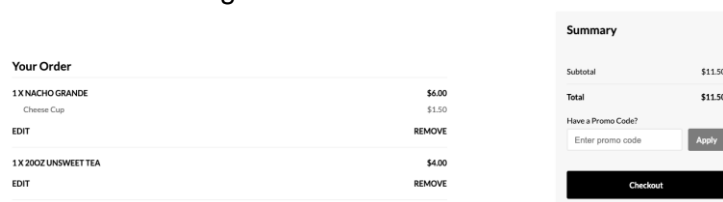
Menu items are broken up into different categories for easy searching. Click **Add** to put the item in your cart. If an item has a modifiers to select, select the modifier and press the price to add to the cart.



When ready to check out, click on the shopping cart icon located in the top right corner.



Review your order before submitting **Checkout**.



You have the option to checkout as a guest for quicker checkout or register/login to your account for quicker reordering in future orders. **NOTE:** Be sure the phone number you submit during checkout, is the number you wish to be notified when your order is ready.

Login to your account

Email

Password

Login

New User? Register

OR

Continue As Guest

Enter your credit card information into the browser and confirm your order. Once your order is ready for pickup, you will get a SMS notification directing you to the pickup location.

Thanks for your order. Receipt: <https://connect.appetizeapp.com/receipt/index/k9NzRIQjwSyQc6ZIUyiNhwENU67yqgeCtpfH6klHc14>

You order is being wrapped up! Please head over to 113 PK Pizza Stand. Confirmation code: F77GF