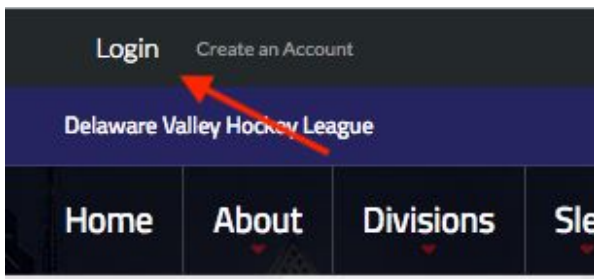
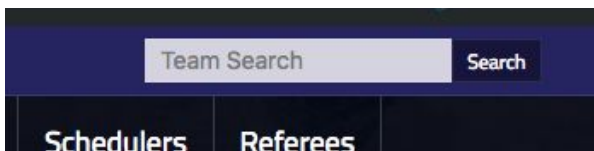





Scorekeeper's Guide



- Select the login button on the top of the page.



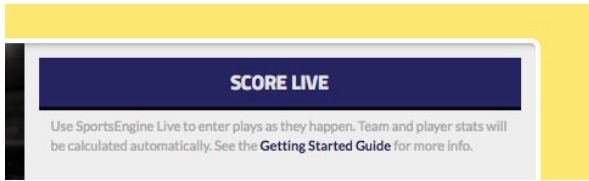
- Navigate to a team page using the team finder in the top right portion of the site.



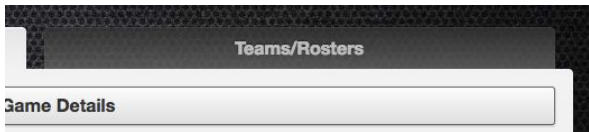
- Click the edit mode switch on the top left to move into edit mode.

OPPONENT	LOCATION	STATUS	QS
@ Quakers	TEST	16:00 / 1st	
@ Quakers	TEST	FINAL	
Quakers	TEST	2:30 PM EDT	QS

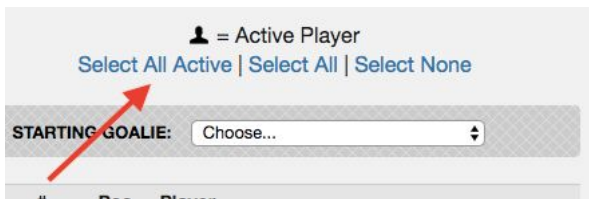
- On the game schedule tab, click the time or status of the game you wish to enter stats for



- Click on "Score Live" on the game page



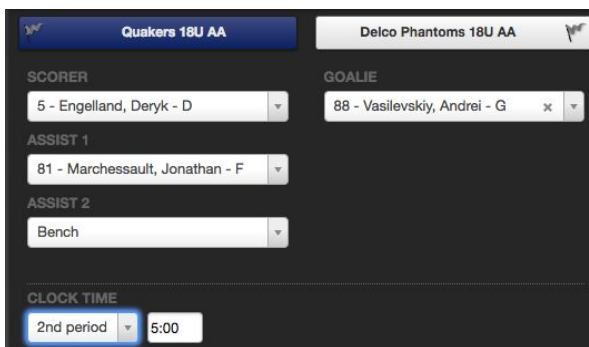
- The necessary game details should be correct and loaded in already, but check to verify before click over to the teams/rosters tab.



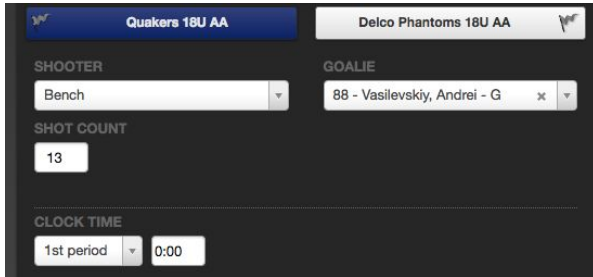
- Click "select all active" to check in all the active players on the roster or click the check box next to each individual player to check them in or out of the game.



- Select a starting goalie for each team, then click "Score Game".



- The scoring page will load with a list of available plays. Goals and penalties can be entered with the CLOCK time of the play.



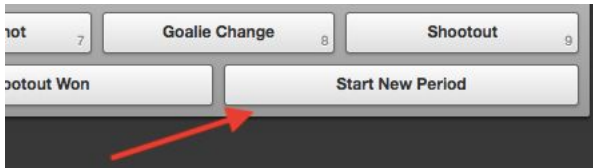
Quakers 18U AA vs Delco Phantoms 18U AA

SHOOTER: Bench

GOALIE: 88 - Vasilevskiy, Andrei - G

SHOT COUNT: 13

CLOCK TIME: 1st period, 0:00



Goalie Change | Shootout

Shootout Won | Start New Period

By finalizing the game the score of this game will be marked as final and further calculations will trigger an update of statistical information pertaining to this game, teams, and season if applicable.

You can continue to make further edits to this game after finalizing.

REFEREE SIGN OFF

JK

Finalize Game

- Shots can be entered as a batch at the end of the period with a time of 0:00 and the number of shots in the shot count. (Goals entered are automatically counted towards the shot count).
- To add an overtime period, click "start new period" at the end of the third period, or click the menu tab at the top left and add a new period in the game details.
- When the game is complete, click "Finalize Game" and enter your name or initials in the Sign Off field.