



NHARA NORTHERN DIVISION QUALIFIER-Women

Slalom (U12;U14 / Women)

Ranking after run 1



JURY - TECHNICAL EVENT

TECHNICAL DELEGATE	Nolan Kevin	(E)
REFEREE	Loukes Aaron	(E)
CHIEF OF RACE	Thompson Daniel	(E)
DATA MANAGEMENT	Anderson Carl	(E)

WEATHER

CONDITIONS	Sunny
SNOW	Hard Pack
AIR TEMPERATURE	START : -10.0 °C
	FINISH : -10.0 °C

1st RUN

COURSESETTER	Guilbert Jason	(E)
FORERUNNERS	- A - Subach Andrew	(E)
	- B - Nakamura Mari	(E)
	- C - Tullie Cameron	(E)

2nd RUN

	Roberts Stephen	(E)
- A -	Subach Andrew	(E)
- B -	Nakamura Mari	(E)


COURSE	Sel's Choice/World Cup		Sel's Choice/World Cup
START	716 m		716 m
FINISH	606 m		606 m
DROP	110 m		110 m
HOMOLOGATION	12453/10/17		12453/10/17
GATES	41		41
DIRECTIONS	40		38
STARTING TIME	0930		1245

CATEGORY : U12;U14 LIST n°1219

Rank	Bib	USSA ID	Name	Year	Club	Time	Gap
------	-----	---------	------	------	------	------	-----

Category: U12 / Gender: Women

1	3	E6619443	WIESER Aura-Liesl	2007	FSC	40.10	
2	6	E6622443	PRICE Makenna	2007	FSC	41.37	1.27
3	4	E6575302	WATTS Katherine	2007	BBTS	41.98	1.88
4	7	E6567611	FISHER-SMITH Georgea	2008	BBTS	42.17	2.07
5	18	E6647118	WORSTER Elisabeth	2007	FSC	42.31	2.21
6	9	E6497085	WHITTAKER Amelie	2007	FSC	42.98	2.88
7	5	E6714736	COREY Hadassah	2008	LRT	43.16	3.06
8	10	E6503788	OSTERLIND Taylor	2008	BBTS	43.77	3.67
9	16	E6686071	TONELLO Sophie	2007	BBTS	43.86	3.76
10	8	E6625112	SANTOS Anna	2007	LRT	43.95	3.85
11	2	E6614862	GREENBERG Johnny	2007	LRT	44.51	4.41
12	12	E6610086	LAVALLEE Emma	2007	FSC	45.08	4.98
13	13	E6563727	PARISIEN Madeleine	2007	BBTS	45.31	5.21
14	11	E6620614	GAEBEL Jordan	2007	LRT	45.89	5.79
15	1	E6783632	STUART Elizabeth	2008	BBTS	46.12	6.02
16	25	E6687488	SENUNAS Sofia	2007	BBTS	47.79	7.69
17	15	E6616786	MCPHAUL Ella	2007	FSC	48.04	7.94
18	17	E6768899	CULGIN Mackenzie	2008	LRT	48.17	8.07
19	19	E6457965	FINE Evelyn	2007	BBTS	48.66	8.56
20	31	E6630947	WEBB Aubrey	2007	BBTS	49.70	9.60
21	33	E6795254	TAPPLY Grace	2008	FSC	49.89	9.79
22	30	E6877607	PROTOPAPAS Anna Sofia	2007	FSC	50.30	10.20
23	38	E6713726	LEV Alexandra	2007	LRT	50.36	10.26
24	20	X6865596	AFZELIUS Ellen	2008	LRT	50.39	10.29





NHARA NORTHERN DIVISION QUALIFIER-Women
Slalom (U12;U14 / Women)
Ranking after run 1



Rank	Bib	USSA ID	Name	Year	Club	Time	Gap
25	21	E6625057	LIBBY Tess	2007	FSC	50.41	10.31
26	14	E6615682	MCNULTY Rebecca	2007	LRT	50.79	10.69
27	28	E6502334	DAROV Hannah	2008	BBTS	51.50	11.40
28	22	E6783386	PICHE Hannah	2008	BBTS	51.88	11.78
29	39	E6627965	O'NEILL Gracelyn	2008	FSC	52.06	11.96
30	32	E6877864	LIEF Sienna	2008	LRT	52.08	11.98
31	27	E6605535	TRACHSEL Grace	2007	FSC	52.45	12.35
32	41	E6797713	BODEN Alexa	2008	FSC	53.12	13.02
33	26	E6801611	NESTOR Olivia	2007	LRT	53.35	13.25
34	23	E6739165	PERHAM Kaleah	2007	LRT	53.57	13.47
35	35	E6896863	BRINZEY Maggie	2007	LRT	53.78	13.68
36	24	E6718781	ANDERSON Hanna	2007	FSC	54.09	13.99
37	40	E6713761	JOSHI Aliya	2007	LRT	54.90	14.80
38	43	E6519611	PERKINS Abigail	2008	FSC	55.40	15.30
39	44	E6869789	WIERNUSZ Evelyn	2008	LRT	55.69	15.59
40	48	E6768626	ZACHARIA Maria	2007	LRT	57.42	17.32
41	49	E6878643	BEAUVAIS Isabelle	2007	FSC	58.82	18.72
42	50	E6718774	SAKHARUK Anna	2008	LRT	59.66	19.56
43	47	E6625700	WILLIAMS Ainslie	2008	FSC	1:00.33	20.23
44	34	E6861104	HIGGINS Alexis	2008	BBTS	1:00.68	20.58
45	46	E6896997	ARBET-ENGELS Alyssia	2008	LRT	1:03.49	23.39
46	37	E6872405	HINTLIAN Holly	2008	BBTS	1:04.47	24.37
47	51	E6786660	GLYNN Tatum	2008	FSC	1:05.35	25.25
48	42	E6739178	PERHAM Celinna	2007	LRT	1:22.24	42.14

Did Not Start (2)

29	E6867689	LARSON Chloe	2007	LRT
36	E6628300	CROWLEY Phoebe	2008	FSC

Disqualified (1)

45	E6893833	RUTHERFORD Peyton	2007	FSC	dgs. Rule: Improper Passage	Gate 15
----	----------	-------------------	------	-----	-----------------------------	---------

Category: U14 / Gender: Women

1	54	E6504186	BOISSONNEAULT Finn	2005	FSC	35.56	
2	57	E6555589	LENOEL QUANG Emma	2006	FSC	36.50	0.94
3	61	E6459513	OSTERLIND Kiera	2005	BBTS	37.33	1.77
4	55	E6524656	GORDON Taylor	2005	BBTS	37.40	1.84
5	63	E6519134	BELL Sophia	2005	FSC	37.66	2.10
6	60	E6495244	O'CONNOR Fallon	2005	FSC	38.86	3.30
7	67	E6567628	FISHER-SMITH Grace	2006	BBTS	38.98	3.42
8	53	E6575426	COREY Abishai	2006	LRT	39.25	3.69





NHARA NORTHERN DIVISION QUALIFIER-Women
Slalom (U12;U14 / Women)
Ranking after run 1



Rank	Bib	USSA ID	Name	Year	Club	Time	Gap
9	66	E6619786	BELL Emerson	2005	FSC	39.80	4.24
10	58	E6385875	MCKENNEY Katharine	2006	BBTS	40.38	4.82
11	72	E6466369	SANDERS Emma	2005	FSC	41.10	5.54
12	62	E6552410	MCSORLEY Madison	2006	LRT	41.92	6.36
13	70	E6406816	KELLEY Brenna	2005	BBTS	41.99	6.43
14	59	E6554833	BURNS Jacqueline	2006	LRT	42.52	6.96
15	78	E6557913	DANE Arabella	2005	FSC	43.88	8.32
16	65	E6555289	MURRAY Lily	2006	LRT	44.16	8.60
17	56	E6517420	SAKHARUK Elena	2005	LRT	44.53	8.97
18	75	E6565435	BAKE Anya	2006	FSC	44.98	9.42
19	101	E6878373	PILLA Sydney	2005	FSC	45.08	9.52
20	87	E6503411	WIESER Ella	2005	FSC	45.23	9.67
21	79	E6602093	POSS Alexandra	2006	BBTS	45.62	10.06
22	74	E6518984	COLDEN Sofia	2005	LRT	45.65	10.09
23	85	E6561812	MOSKAL Caroline	2005	BBTS	46.57	11.01
24	52	E6385130	NAPLES Molly	2005	BBTS	47.05	11.49
25	68	E6822817	HILL Anastasia	2006	LRT	47.48	11.92
26	82	E6847747	TAGGART Eleanor	2006	BBTS	47.71	12.15
27	83	E6562527	LEV Emily	2005	LRT	48.81	13.25
28	86	E6866172	LIN Mia	2005	LRT	48.98	13.42
29	91	E6856670	CARLSMITH Margaret	2006	BBTS	49.08	13.52
30	77	E6416932	GRAFF Bryn	2006	LRT	50.21	14.65
31	93	E6552212	WELCH Mackenzie	2006	FSC	50.49	14.93
32	95	E6715212	WINDER Avery	2006	FSC	51.49	15.93
33	90	E6595033	MARTIN Olivia	2006	FSC	51.89	16.33
34	96	E6796463	HINTLIAN Brooke	2005	BBTS	51.99	16.43
35	71	E6718990	MACK Mackenna	2006	LRT	53.73	18.17
36	100	E6399740	HAUSER Victoria	2005	BBTS	54.06	18.50
37	81	E6500561	GOLDEN Hannah	2005	FSC	56.00	20.44
38	73	E6390635	WHITNEY Jillian	2005	BBTS	56.76	21.20
39	98	E6863765	MERRILL Catherine	2005	BBTS	56.78	21.22
40	94	E6640662	ANSTETH Emma	2006	BBTS	57.30	21.74
41	102	E6867541	DELESSIO Caitlin	2005	FSC	57.45	21.89
42	88	E6873371	SLJUKA Tia	2005	BBTS	1:03.99	28.43
43	97	E6646672	KOELLER Grace	2005	FSC	1:29.64	54.08

Did Not Start (4)

80	E6560814	THOMAS Elin	2006	LRT
89	E6891215	LINDSAY Harper	2006	LRT
92	E6320415	HEALEY Harlowe	2005	LRT
99	E6876539	KURTZ Elizabeth	2006	FSC

Did Not Finish (4)

64	E6387152	LORD Peyton	2005	BBTS
----	----------	-------------	------	------





NHARA NORTHERN DIVISION QUALIFIER-Women
Slalom (U12;U14 / Women)
Ranking after run 1



Rank	Bib	USSA ID	Name	Year	Club	Time	Gap
69		E6438315	REGAN Annika	2006	FSC		
76		E6564733	HAUCK Coco	2005	BBTS		
84		E6560530	HAMILTON Sydney	2006	FSC		





NHARA NORTHERN DIVISION QUALIFIER-Women

Slalom (U12;U14 / Women)

Run Ranking 2



JURY - TECHNICAL EVENT

TECHNICAL DELEGATE	Nolan Kevin	(E)
REFEREE	Loukes Aaron	(E)
CHIEF OF RACE	Thompson Daniel	(E)
DATA MANAGEMENT	Anderson Carl	(E)

WEATHER

CONDITIONS	Sunny
SNOW	Hard Pack
AIR TEMPERATURE	START : -10.0 °C
	FINISH : -10.0 °C

1st RUN

COURSESETTER	Guilbert Jason	(E)
FORERUNNERS	- A - Subach Andrew	(E)
	- B - Nakamura Mari	(E)
	- C - Tullie Cameron	(E)

2nd RUN

	Roberts Stephen	(E)
- A -	Subach Andrew	(E)
- B -	Nakamura Mari	(E)

COURSE	Sel's Choice/World Cup		Sel's Choice/World Cup
START	716 m		716 m
FINISH	606 m		606 m
DROP	110 m		110 m
HOMOLOGATION	12453/10/17		12453/10/17
GATES	41		41
DIRECTIONS	40		38
STARTING TIME	0930		1245

CATEGORY : U12;U14 LIST n°1219

Rank	Bib	USSA ID	Name	Year	Club	Time	Gap
------	-----	---------	------	------	------	------	-----

Category: U12 / Gender: Women

1	3	E6619443	WIESER Aura-Liesl	2007	FSC	38.92	
2	6	E6622443	PRICE Makenna	2007	FSC	40.54	1.62
3	5	E6714736	COREY Hadassah	2008	LRT	42.21	3.29
4	7	E6567611	FISHER-SMITH Georgea	2008	BBTS	42.34	3.42
5	12	E6610086	LAVALLEE Emma	2007	FSC	42.35	3.43
6	10	E6503788	OSTERLIND Taylor	2008	BBTS	42.69	3.77
7	9	E6497085	WHITTAKER Amelie	2007	FSC	43.08	4.16
8	18	E6647118	WORSTER Elisabeth	2007	FSC	43.30	4.38
9	2	E6614862	GREENBERG Johnny	2007	LRT	43.34	4.42
10	16	E6686071	TONELLO Sophie	2007	BBTS	43.38	4.46
11	8	E6625112	SANTOS Anna	2007	LRT	44.42	5.50
12	13	E6563727	PARISIEN Madeleine	2007	BBTS	44.44	5.52
13	11	E6620614	GAEBEL Jordan	2007	LRT	46.46	7.54
14	17	E6768899	CULGIN Mackenzie	2008	LRT	46.91	7.99
15	1	E6783632	STUART Elizabeth	2008	BBTS	47.25	8.33
16	19	E6457965	FINE Evelyn	2007	BBTS	47.27	8.35
17	25	E6687488	SENUNAS Sofia	2007	BBTS	47.87	8.95
18	20	X6865596	AFZELIUS Ellen	2008	LRT	48.58	9.66
19	21	E6625057	LIBBY Tess	2007	FSC	49.71	10.79
20	33	E6795254	TAPPLY Grace	2008	FSC	49.89	10.97
21	14	E6615682	MCNULTY Rebecca	2007	LRT	50.29	11.37
22	39	E6627965	O'NEILL Gracelyn	2008	FSC	50.75	11.83
23	26	E6801611	NESTOR Olivia	2007	LRT	50.93	12.01
24	22	E6783386	PICHE Hannah	2008	BBTS	51.25	12.33





NHARA NORTHERN DIVISION QUALIFIER-Women
Slalom (U12;U14 / Women)
Run Ranking 2



Rank	Bib	USSA ID	Name	Year	Club	Time	Gap
25	32	E6877864	LIEF Sienna	2008	LRT	51.30	12.38
26	24	E6718781	ANDERSON Hanna	2007	FSC	51.53	12.61
27	35	E6896863	BRINZEY Maggie	2007	LRT	51.88	12.96
28	27	E6605535	TRACHSEL Grace	2007	FSC	52.54	13.62
29	45	E6893833	RUTHERFORD Peyton	2007	FSC	52.85	13.93
30	38	E6713726	LEV Alexandra	2007	LRT	52.99	14.07
31	40	E6713761	JOSHI Aliya	2007	LRT	53.67	14.75
32	44	E6869789	WIERNUSZ Evelyn	2008	LRT	53.95	15.03
33	23	E6739165	PERHAM Kaleah	2007	LRT	54.14	15.22
34	49	E6878643	BEAUVAIS Isabelle	2007	FSC	56.70	17.78
35	43	E6519611	PERKINS Abigail	2008	FSC	57.54	18.62
36	48	E6768626	ZACHARIA Maria	2007	LRT	57.97	19.05
37	42	E6739178	PERHAM Celinna	2007	LRT	59.16	20.24
38	50	E6718774	SAKHARUK Anna	2008	LRT	59.42	20.50
39	47	E6625700	WILLIAMS Ainslie	2008	FSC	59.63	20.71
40	4	E6575302	WATTS Katherine	2007	BBTS	1:00.87	21.95
41	37	E6872405	HINTLIAN Holly	2008	BBTS	1:03.62	24.70
42	28	E6502334	DAROV Hannah	2008	BBTS	1:05.51	26.59
43	51	E6786660	GLYNN Tatum	2008	FSC	1:08.62	29.70
44	34	E6861104	HIGGINS Alexis	2008	BBTS	1:19.14	40.22

Did Not Start (2)

29	E6867689	LARSON Chloe	2007	LRT
36	E6628300	CROWLEY Phoebe	2008	FSC

Did Not Finish (2)


31	E6630947	WEBB Aubrey	2007	BBTS
41	E6797713	BODEN Alexa	2008	FSC

Disqualified (3)

15	E6616786	MCPHAUL Ella	2007	FSC	Rule Straddle	Gate 27
30	E6877607	PROTOPAPAS Anna Sofia	2007	FSC	Rule Improper Passage	Gate 40
46	E6896997	ARBET-ENGELS Alyssia	2008	LRT	Rule Improper Passage	Gate 17

Category: U14 / Gender: Women

1	54	E6504186	BOISSONNEAULT Finn	2005	FSC	35.24	
2	57	E6555589	LENOEL QUANG Emma	2006	FSC	36.06	0.82
3	52	E6385130	NAPLES Molly	2005	BBTS	36.16	0.92
4	63	E6519134	BELL Sophia	2005	FSC	36.46	1.22
5	55	E6524656	GORDON Taylor	2005	BBTS	36.83	1.59
6	58	E6385875	MCKENNEY Katharine	2006	BBTS	37.16	1.92





NHARA NORTHERN DIVISION QUALIFIER-Women
Slalom (U12;U14 / Women)
Run Ranking 2



Rank	Bib	USSA ID	Name	Year	Club	Time	Gap
7	66	E6619786	BELL Emerson	2005	FSC	37.35	2.11
8	61	E6459513	OSTERLIND Kiera	2005	BBTS	37.42	2.18
9	64	E6387152	LORD Peyton	2005	BBTS	38.50	3.26
10	53	E6575426	COREY Abishai	2006	LRT	39.06	3.82
11	67	E6567628	FISHER-SMITH Grace	2006	BBTS	39.64	4.40
12	72	E6466369	SANDERS Emma	2005	FSC	39.89	4.65
13	69	E6438315	REGAN Annika	2006	FSC	40.02	4.78
14	62	E6552410	MCSORLEY Madison	2006	LRT	40.39	5.15
15	70	E6406816	KELLEY Brenna	2005	BBTS	41.34	6.10
16	101	E6878373	PILLA Sydney	2005	FSC	42.93	7.69
17	59	E6554833	BURNS Jacqueline	2006	LRT	42.97	7.73
18	78	E6557913	DANE Arabella	2005	FSC	43.06	7.82
19	71	E6718990	MACK Mackenna	2006	LRT	43.08	7.84
20	74	E6518984	COLDEN Sofia	2005	LRT	43.56	8.32
21	65	E6555289	MURRAY Lily	2006	LRT	44.22	8.98
22	84	E6560530	HAMILTON Sydney	2006	FSC	44.72	9.48
22	68	E6822817	HILL Anastasia	2006	LRT	44.72	9.48
24	60	E6495244	O'CONNOR Fallon	2005	FSC	44.93	9.69
25	75	E6565435	BAKE Anya	2006	FSC	44.94	9.70
26	81	E6500561	GOLDEN Hannah	2005	FSC	45.34	10.10
27	85	E6561812	MOSKAL Caroline	2005	BBTS	46.93	11.69
28	95	E6715212	WINDER Avery	2006	FSC	47.29	12.05
29	82	E6847747	TAGGART Eleanor	2006	BBTS	47.31	12.07
30	76	E6564733	HAUCK Coco	2005	BBTS	48.23	12.99
31	83	E6562527	LEV Emily	2005	LRT	48.46	13.22
32	56	E6517420	SAKHARUK Elena	2005	LRT	48.94	13.70
33	88	E6873371	SLJUKA Tia	2005	BBTS	49.00	13.76
34	90	E6595033	MARTIN Olivia	2006	FSC	49.86	14.62
35	87	E6503411	WIESER Ella	2005	FSC	50.24	15.00
36	93	E6552212	WELCH Mackenzie	2006	FSC	50.58	15.34
37	77	E6416932	GRAFF Bryn	2006	LRT	51.50	16.26
38	100	E6399740	HAUSER Victoria	2005	BBTS	53.24	18.00
39	97	E6646672	KOELLER Grace	2005	FSC	53.40	18.16
40	102	E6867541	DELESSIO Caitlin	2005	FSC	56.25	21.01
41	73	E6390635	WHITNEY Jillian	2005	BBTS	58.98	23.74
42	94	E6640662	ANSTETH Emma	2006	BBTS	1:12.04	36.80

Did Not Start (4)

80	E6560814	THOMAS Elin	2006	LRT
89	E6891215	LINDSAY Harper	2006	LRT
92	E6320415	HEALEY Harlowe	2005	LRT
99	E6876539	KURTZ Elizabeth	2006	FSC

Did Not Finish (2)

79	E6602093	POSS Alexandra	2006	BBTS
----	----------	----------------	------	------





NHARA NORTHERN DIVISION QUALIFIER-Women
 Slalom (U12;U14 / Women)
 Run Ranking 2



Rank	Bib	USSA ID	Name	Year	Club	Time	Gap
96	E6796463		HINTLIAN Brooke	2005	BBTS		

Disqualified (3)

86	E6866172		LIN Mia	2005	LRT	Rule Improper Passage	Gate 26
91	E6856670		CARLSMITH Margaret	2006	BBTS	Rule Improper Passage	Gate 17
98	E6863765		MERRILL Catherine	2005	BBTS	Rule Improper Passage	Gate 17





NHARA NORTHERN DIVISION QUALIFIER-Women

Slalom (U12;U14 / Women)

Official ranking



JURY - TECHNICAL EVENT

TECHNICAL DELEGATE	Nolan Kevin	(E)
REFEREE	Loukes Aaron	(E)
CHIEF OF RACE	Thompson Daniel	(E)
DATA MANAGEMENT	Anderson Carl	(E)

WEATHER

CONDITIONS	Sunny
SNOW	Hard Pack
AIR TEMPERATURE	START : -10.0 °C
	FINISH : -10.0 °C

1st RUN

COURSESETTER	Guilbert Jason	(E)
FORERUNNERS	- A - Subach Andrew	(E)
	- B - Nakamura Mari	(E)
	- C - Tullie Cameron	(E)
COURSE	Sel's Choice/World Cup	
START	716 m	
FINISH	606 m	
DROP	110 m	
HOMOLOGATION	12453/10/17	
GATES	41	
DIRECTIONS	40	
STARTING TIME	0930	

2nd RUN

	Roberts Stephen	(E)
- A -	Subach Andrew	(E)
- B -	Nakamura Mari	(E)
COURSE	Sel's Choice/World Cup	
START	716 m	
FINISH	606 m	
DROP	110 m	
HOMOLOGATION	12453/10/17	
GATES	41	
DIRECTIONS	38	
STARTING TIME	1245	

CATEGORY : U12;U14 LIST n°1219

Rank	Bib	USSA ID	Name	Year	Club	Run 1	Run 2	Time	Gap
------	-----	---------	------	------	------	-------	-------	------	-----

Category: U12 / Gender: Women

1	3	E6619443	WIESER Aura-Liesl	2007	FSC	40.10	38.92	1:19.02	
2	6	E6622443	PRICE Makenna	2007	FSC	41.37	40.54	1:21.91	2.89
3	7	E6567611	FISHER-SMITH Georgea	2008	BBTS	42.17	42.34	1:24.51	5.49
4	5	E6714736	COREY Hadassah	2008	LRT	43.16	42.21	1:25.37	6.35
5	18	E6647118	WORSTER Elisabeth	2007	FSC	42.31	43.30	1:25.61	6.59
6	9	E6497085	WHITTAKER Amelie	2007	FSC	42.98	43.08	1:26.06	7.04
7	10	E6503788	OSTERLIND Taylor	2008	BBTS	43.77	42.69	1:26.46	7.44
8	16	E6686071	TONELLO Sophie	2007	BBTS	43.86	43.38	1:27.24	8.22
9	12	E6610086	LAVALLEE Emma	2007	FSC	45.08	42.35	1:27.43	8.41
10	2	E6614862	GREENBERG Johnny	2007	LRT	44.51	43.34	1:27.85	8.83
11	8	E6625112	SANTOS Anna	2007	LRT	43.95	44.42	1:28.37	9.35
12	13	E6563727	PARISIEN Madeleine	2007	BBTS	45.31	44.44	1:29.75	10.73
13	11	E6620614	GAEBEL Jordan	2007	LRT	45.89	46.46	1:32.35	13.33
14	1	E6783632	STUART Elizabeth	2008	BBTS	46.12	47.25	1:33.37	14.35
15	17	E6768899	CULGIN Mackenzie	2008	LRT	48.17	46.91	1:35.08	16.06
16	25	E6687488	SEUNAS Sofia	2007	BBTS	47.79	47.87	1:35.66	16.64
17	19	E6457965	FINE Evelyn	2007	BBTS	48.66	47.27	1:35.93	16.91
18	20	X6865596	AFZELIUS Ellen	2008	LRT	50.39	48.58	1:38.97	19.95
19	33	E6795254	TAPPLY Grace	2008	FSC	49.89	49.89	1:39.78	20.76
20	21	E6625057	LIBBY Tess	2007	FSC	50.41	49.71	1:40.12	21.10
21	14	E6615682	MCNULTY Rebecca	2007	LRT	50.79	50.29	1:41.08	22.06
22	39	E6627965	O'NEILL Gracelyn	2008	FSC	52.06	50.75	1:42.81	23.79
23	4	E6575302	WATTS Katherine	2007	BBTS	41.98	1:00.87	1:42.85	23.83
24	22	E6783386	PICHE Hannah	2008	BBTS	51.88	51.25	1:43.13	24.11





NHARA NORTHERN DIVISION QUALIFIER-Women
Slalom (U12;U14 / Women)
Official ranking



Rank	Bib	USSA ID	Name	Year	Club	Run 1	Run 2	Time	Gap
25	38	E6713726	LEV Alexandra	2007	LRT	50.36	52.99	1:43.35	24.33
26	32	E6877864	LIEF Sienna	2008	LRT	52.08	51.30	1:43.38	24.36
27	26	E6801611	NESTOR Olivia	2007	LRT	53.35	50.93	1:44.28	25.26
28	27	E6605535	TRACHSEL Grace	2007	FSC	52.45	52.54	1:44.99	25.97
29	24	E6718781	ANDERSON Hanna	2007	FSC	54.09	51.53	1:45.62	26.60
30	35	E6896863	BRINZEY Maggie	2007	LRT	53.78	51.88	1:45.66	26.64
31	23	E6739165	PERHAM Kaleah	2007	LRT	53.57	54.14	1:47.71	28.69
32	40	E6713761	JOSHI Aliya	2007	LRT	54.90	53.67	1:48.57	29.55
33	44	E6869789	WIERNUSZ Evelyn	2008	LRT	55.69	53.95	1:49.64	30.62
34	43	E6519611	PERKINS Abigail	2008	FSC	55.40	57.54	1:52.94	33.92
35	48	E6768626	ZACHARIA Maria	2007	LRT	57.42	57.97	1:55.39	36.37
36	49	E6878643	BEAUVAIS Isabelle	2007	FSC	58.82	56.70	1:55.52	36.50
37	28	E6502334	DAROV Hannah	2008	BBTS	51.50	1:05.51	1:57.01	37.99
38	50	E6718774	SAKHARUK Anna	2008	LRT	59.66	59.42	1:59.08	40.06
39	47	E6625700	WILLIAMS Ainslie	2008	FSC	1:00.33	59.63	1:59.96	40.94
40	37	E6872405	HINTLIAN Holly	2008	BBTS	1:04.47	1:03.62	2:08.09	49.07
41	51	E6786660	GLYNN Tatum	2008	FSC	1:05.35	1:08.62	2:13.97	54.95
42	34	E6861104	HIGGINS Alexis	2008	BBTS	1:00.68	1:19.14	2:19.82	1:00.80
43	42	E6739178	PERHAM Celinna	2007	LRT	1:22.24	59.16	2:21.40	1:02.38

Did Not Start - Run 1 (2)

29	E6867689	LARSON Chloe	2007	LRT	DNS	DNS		
36	E6628300	CROWLEY Phoebe	2008	FSC	DNS	DNS		

Disqualified - Run 1 (1)

45	E6893833	RUTHERFORD Peyton	2007	FSC	DSQ	52.85	dge, Rule: Improper Passage	Gate 15
----	----------	-------------------	------	-----	-----	-------	-----------------------------	---------

Did Not Start - Run 2 (2)


29	E6867689	LARSON Chloe	2007	LRT	DNS	DNS		
36	E6628300	CROWLEY Phoebe	2008	FSC	DNS	DNS		

Did Not Finish - Run 2 (2)

31	E6630947	WEBB Aubrey	2007	BBTS	49.70	DNF		
41	E6797713	BODEN Alexa	2008	FSC	53.12	DNF		

Disqualified - Run 2 (3)

15	E6616786	MCPHAUL Ella	2007	FSC	48.04	DSQ	Gate Judge, Rule: Straddle	Gate 27
30	E6877607	PROTOPAPAS Anna Sofia	2007	FSC	50.30	DSQ	dge, Rule: Improper Passage	Gate 40
46	E6896997	ARBET-ENGELS Alyssia	2008	LRT	1:03.49	DSQ	dge, Rule: Improper Passage	Gate 17





NHARA NORTHERN DIVISION QUALIFIER-Women
Slalom (U12;U14 / Women)
Official ranking



Rank	Bib	USSA ID	Name	Year	Club	Run 1	Run 2	Time	Gap
Category: U14 / Gender: Women									
1	54	E6504186	BOISSONNEAULT Finn	2005	FSC	35.56	35.24	1:10.80	
2	57	E6555589	LENOEL QUANG Emma	2006	FSC	36.50	36.06	1:12.56	1.76
3	63	E6519134	BELL Sophia	2005	FSC	37.66	36.46	1:14.12	3.32
4	55	E6524656	GORDON Taylor	2005	BBTS	37.40	36.83	1:14.23	3.43
5	61	E6459513	OSTERLIND Kiera	2005	BBTS	37.33	37.42	1:14.75	3.95
6	66	E6619786	BELL Emerson	2005	FSC	39.80	37.35	1:17.15	6.35
7	58	E6385875	MCKENNEY Katharine	2006	BBTS	40.38	37.16	1:17.54	6.74
8	53	E6575426	COREY Abishai	2006	LRT	39.25	39.06	1:18.31	7.51
9	67	E6567628	FISHER-SMITH Grace	2006	BBTS	38.98	39.64	1:18.62	7.82
10	72	E6466369	SANDERS Emma	2005	FSC	41.10	39.89	1:20.99	10.19
11	62	E6552410	MCSORLEY Madison	2006	LRT	41.92	40.39	1:22.31	11.51
12	52	E6385130	NAPLES Molly	2005	BBTS	47.05	36.16	1:23.21	12.41
13	70	E6406816	KELLEY Brenna	2005	BBTS	41.99	41.34	1:23.33	12.53
14	60	E6495244	O'CONNOR Fallon	2005	FSC	38.86	44.93	1:23.79	12.99
15	59	E6554833	BURNS Jacqueline	2006	LRT	42.52	42.97	1:25.49	14.69
16	78	E6557913	DANE Arabella	2005	FSC	43.88	43.06	1:26.94	16.14
17	101	E6878373	PILLA Sydney	2005	FSC	45.08	42.93	1:28.01	17.21
18	65	E6555289	MURRAY Lily	2006	LRT	44.16	44.22	1:28.38	17.58
19	74	E6518984	COLDEN Sofia	2005	LRT	45.65	43.56	1:29.21	18.41
20	75	E6565435	BAKE Anya	2006	FSC	44.98	44.94	1:29.92	19.12
21	68	E6822817	HILL Anastasia	2006	LRT	47.48	44.72	1:32.20	21.40
22	56	E6517420	SAKHARUK Elena	2005	LRT	44.53	48.94	1:33.47	22.67
23	85	E6561812	MOSKAL Caroline	2005	BBTS	46.57	46.93	1:33.50	22.70
24	82	E6847747	TAGGART Eleanor	2006	BBTS	47.71	47.31	1:35.02	24.22
25	87	E6503411	WIESER Ella	2005	FSC	45.23	50.24	1:35.47	24.67
26	71	E6718990	MACK Mackenna	2006	LRT	53.73	43.08	1:36.81	26.01
27	83	E6562527	LEV Emily	2005	LRT	48.81	48.46	1:37.27	26.47
28	95	E6715212	WINDER Avery	2006	FSC	51.49	47.29	1:38.78	27.98
29	93	E6552212	WELCH Mackenzie	2006	FSC	50.49	50.58	1:41.07	30.27
30	81	E6500561	GOLDEN Hannah	2005	FSC	56.00	45.34	1:41.34	30.54
31	77	E6416932	GRAFF Bryn	2006	LRT	50.21	51.50	1:41.71	30.91
32	90	E6595033	MARTIN Olivia	2006	FSC	51.89	49.86	1:41.75	30.95
33	100	E6399740	HAUSER Victoria	2005	BBTS	54.06	53.24	1:47.30	36.50
34	88	E6873371	SLJUKA Tia	2005	BBTS	1:03.99	49.00	1:52.99	42.19
35	102	E6867541	DELESSIO Caitlin	2005	FSC	57.45	56.25	1:53.70	42.90
36	73	E6390635	WHITNEY Jillian	2005	BBTS	56.76	58.98	1:55.74	44.94
37	94	E6640662	ANSTETH Emma	2006	BBTS	57.30	1:12.04	2:09.34	58.54
38	97	E6646672	KOELLER Grace	2005	FSC	1:29.64	53.40	2:23.04	1:12.24

Did Not Start - Run 1 (4)

80	E6560814	THOMAS Elin	2006	LRT	DNS	DNS
89	E6891215	LINDSAY Harper	2006	LRT	DNS	DNS





NHARA NORTHERN DIVISION QUALIFIER-Women
Slalom (U12;U14 / Women)
Official ranking



Rank	Bib	USSA ID	Name	Year	Club	Run 1	Run 2	Time	Gap
	92	E6320415	HEALEY Harlowe	2005	LRT	DNS	DNS		
	99	E6876539	KURTZ Elizabeth	2006	FSC	DNS	DNS		

Did Not Finish - Run 1 (4)

	64	E6387152	LORD Peyton	2005	BBTS	DNF	38.50		
	69	E6438315	REGAN Annika	2006	FSC	DNF	40.02		
	76	E6564733	HAUCK Coco	2005	BBTS	DNF	48.23		
	84	E6560530	HAMILTON Sydney	2006	FSC	DNF	44.72		

Did Not Start - Run 2 (4)

	80	E6560814	THOMAS Elin	2006	LRT	DNS	DNS		
	89	E6891215	LINDSAY Harper	2006	LRT	DNS	DNS		
	92	E6320415	HEALEY Harlowe	2005	LRT	DNS	DNS		
	99	E6876539	KURTZ Elizabeth	2006	FSC	DNS	DNS		

Did Not Finish - Run 2 (2)

	79	E6602093	POSS Alexandra	2006	BBTS	45.62	DNF		
	96	E6796463	HINTLIAN Brooke	2005	BBTS	51.99	DNF		

Disqualified - Run 2 (3)

	86	E6866172	LIN Mia	2005	LRT	48.98	DSQ	dge, Rule: Improper Passage	Gate 26
	91	E6856670	CARLSMITH Margaret	2006	BBTS	49.08	DSQ	dge, Rule: Improper Passage	Gate 17
	98	E6863765	MERRILL Catherine	2005	BBTS	56.78	DSQ	dge, Rule: Improper Passage	Gate 17





NHARA NORTHERN DIVISION QUALIFIER-Men

Slalom (U12;U14 / Men)

Ranking after run 1



JURY - TECHNICAL EVENT

TECHNICAL DELEGATE	Nolan Kevin	(E)
REFEREE	Loukes Aaron	(E)
CHIEF OF RACE	Thompson Daniel	(E)
DATA MANAGEMENT	Anderson Carl	(E)

WEATHER

CONDITIONS	Sunny
SNOW	Hard Pack
AIR TEMPERATURE	START : -10.0 °C
	FINISH : -10.0 °C

1st RUN

COURSESETTER	DeBaets Frederic	(X)
FORERUNNERS	- A - Subach Andrew	(E)
	- B - Nakamura Mari	(E)
	- C - Tullie Cameron	(E)
COURSE	Sel's Choice/World Cup T-Bar	
START	716 m	
FINISH	606 m	
DROP	110 m	
HOMOLOGATION	12453/10/17	
GATES	40	
DIRECTIONS	39	
STARTING TIME	0930	

2nd RUN

	Peznola Joseph	(E)
- A -	Subach Andrew	(E)
- B -	Nakamura Mari	(E)
COURSE	Sel's Choice/World Cup T-Bar	
START	716 m	
FINISH	606 m	
DROP	110 m	
HOMOLOGATION	12453/10/17	
GATES	41	
DIRECTIONS	40	
STARTING TIME	1245	

CATEGORY : U12;U14 LIST n°1219

Rank	Bib	USSA ID	Name	Year	Club	Time	Gap
------	-----	---------	------	------	------	------	-----

Category: U12 / Gender: Men

1	4	E6567845	GUILBERT Gunnar	2007	BBTS	34.19	
2	1	E6513466	RADWAN Dillo	2007	BBTS	34.69	0.50
3	7	E6463199	HARRINGTON Louis	2007	BBTS	35.45	1.26
3	3	E6624507	BOISSONNEAULT Troy	2007	FSC	35.45	1.26
5	6	E6622435	BOISSONNEAULT Dino	2007	FSC	35.70	1.51
6	2	E6716842	CUNIO Mason	2007	LRT	36.85	2.66
7	12	E6655048	MANSEAU Caedon	2008	FSC	37.73	3.54
8	9	E6617938	MAGUIRE Quinn	2007	FSC	38.38	4.19
9	11	E6713644	BENE Luca	2008	LRT	39.25	5.06
10	10	E6442518	ATWOOD Oliver	2007	BBTS	39.31	5.12
11	8	E6817802	KIM Jack	2007	LRT	39.35	5.16
12	27	E6797671	MCLAIN Owen	2007	FSC	39.89	5.70
13	24	E6617754	RICE William	2007	FSC	40.21	6.02
14	21	E6613476	CAHILL Aiden	2007	FSC	40.76	6.57
15	30	E6645042	GORMAN Andrew	2007	FSC	41.28	7.09
16	16	E6584415	LUPTAK Ivan	2008	BBTS	41.48	7.29
17	14	E6816358	DEAN Harrison	2007	LRT	41.84	7.65
18	19	E6706891	O'SHAUGHNESSY Declan	2008	BBTS	42.06	7.87
19	5	E6796609	GRUBOR Stefan	2007	LRT	42.46	8.27
20	20	E6618038	WESTON Rory	2007	LRT	43.14	8.95
21	23	E6616751	FITZGIBBONS Colin	2007	LRT	43.53	9.34
22	36	E6799728	PERLMAN Caleb	2008	FSC	44.17	9.98
23	29	E6767462	STUECKEN Jacob	2008	LRT	44.27	10.08
24	17	E6790267	ROAF William	2008	LRT	44.33	10.14





NHARA NORTHERN DIVISION QUALIFIER-Men
Slalom (U12;U14 / Men)
Ranking after run 1



Rank	Bib	USSA ID	Name	Year	Club	Time	Gap
25	25	E6754210	NICHOLS Trevor	2008	BBTS	44.63	10.44
26	26	E6614334	MOZINSKI Drew	2008	LRT	44.69	10.50
27	48	E6756874	MOBLEY Mason	2008	FSC	45.22	11.03
28	32	E6820868	KENCE William	2007	LRT	45.50	11.31
29	42	E6641474	YATES Thaddeus	2008	FSC	45.87	11.68
30	41	E6556761	FAWCETT Robbie	2007	LRT	45.88	11.69
31	33	E6616770	MCPHAUL Owen	2007	FSC	46.68	12.49
32	44	E6758703	CORBETT Joshua	2008	LRT	47.98	13.79
33	39	E6822794	WINDER Charles	2008	FSC	48.39	14.20
34	31	E6706486	HIGGINS Liam	2008	BBTS	49.23	15.04
35	51	E6714273	RUSIN Logan	2008	FSC	49.48	15.29
36	40	E6788454	HURLEY Jack	2008	BBTS	49.54	15.35
37	45	E6756842	MOBLEY Cole	2007	FSC	50.20	16.01
38	53	E6694590	PEACOCK Jasper	2008	FSC	50.55	16.36
39	46	E6821030	TAGGART George	2008	BBTS	51.60	17.41
40	34	E6608742	KIRKWOOD Alexander	2008	BBTS	51.65	17.46
41	28	E6656654	TARLOW Drake	2007	BBTS	52.54	18.35
42	50	E6768005	BOUDREAU Kyle	2008	LRT	52.56	18.37
43	54	E6895622	HARISKOV Daniel	2007	LRT	53.40	19.21
44	37	E6798024	HANOWELL E. Grant	2008	BBTS	53.67	19.48
45	47	E6830080	DORNIN Marius C	2008	LRT	55.18	20.99
46	52	E6709145	BOUVIER Finley	2008	LRT	1:02.34	28.15
47	55	E6878739	HUMPHREY Noah	2008	FSC	1:02.96	28.77

Did Not Start (4)


43	E6783470	SMALL John	2008	BBTS
57	E6710473	DRISCOLL Gavin	2008	LRT
58	X6868157	HUI Yan Yeung	2008	LRT
59	E6800448	NORDEN Eli	2008	LRT

Did Not Finish (5)

13	E6683816	SCHEMMELE Lukas	2007	BBTS
15	E6718096	TOMS Asa	2008	FSC
22	E6893821	HARRIS Charlie	2008	BBTS
35	E6721176	DANA Tyler	2008	LRT
56	E6768980	GOOD Jack	2008	LRT

Disqualified (3)

18	E6717573	BARNABY Tucker	2008	FSC	dgs. Rule: Improper Passage	Gate 40
38	E6670764	HOLZMAN Chase	2007	LRT	Gate Judge, Rule: Straddle	Gate 37
49	E6927564	SHEEHAN Miles A	2008	BBTS	dgs. Rule: Improper Passage	Gate 40





NHARA NORTHERN DIVISION QUALIFIER-Men
Slalom (U12;U14 / Men)
Ranking after run 1



Rank	Bib	USSA ID	Name	Year	Club	Time	Gap
------	-----	---------	------	------	------	------	-----

Category: U14 / Gender: Men

1	62	E6519691	BELL Adam	2005	FSC	33.17	
2	60	X6513450	RADWAN Adam	2005	BBTS	33.26	0.09
3	61	E6560719	MCLAREN Cabot	2006	LRT	33.27	0.10
4	65	E6506611	STEBER Daniel	2005	FSC	33.33	0.16
5	67	E6615182	JENNINGS Baxter	2005	LRT	33.46	0.29
6	70	E6585286	VELIKIN Christo	2006	LRT	33.60	0.43
7	69	E6463181	HARRINGTON William	2005	BBTS	33.63	0.46
8	66	E6568806	REYNOLDS Gustavo	2005	BBTS	33.70	0.53
9	68	E6548867	CROWLEY Charlie	2006	FSC	33.85	0.68
10	63	E6423337	SUNSHINE Jack	2005	BBTS	34.12	0.95
11	64	E6547444	WOLFF Ryan	2006	LRT	34.53	1.36
12	71	E6701189	THAYER Tucker	2006	FSC	34.87	1.70
13	75	E6445642	MULCAHY Dante	2005	BBTS	35.44	2.27
14	78	E6385477	LANGENHAGEN Conrad	2005	BBTS	35.61	2.44
15	94	E6562000	GULESERIAN Luke	2005	LRT	35.81	2.64
16	73	E6387589	CATUDAL Ben	2005	LRT	35.97	2.80
17	96	E6846872	HEDGES Cooper	2006	LRT	36.17	3.00
18	87	E6391130	BUSNY Cole	2005	BBTS	37.01	3.84
19	80	E6563302	GAVALA Mihai	2006	FSC	37.05	3.88
20	76	E6526092	ROME Henry	2005	LRT	37.76	4.59
21	77	E6547133	JOYCE Ronan	2005	FSC	37.83	4.66
22	97	E6444494	CREWS Maximilian	2006	BBTS	38.09	4.92
23	88	E6573656	KELLER Bobby	2006	LRT	38.24	5.07
24	81	E6557458	ROCK Noah	2005	BBTS	38.30	5.13
25	91	E6557931	HAGEDORN Henry	2006	LRT	39.19	6.02
26	74	E6523289	LAVALLEE Will	2005	FSC	39.29	6.12
27	90	E6391254	BUSNY Drew	2005	BBTS	39.33	6.16
28	82	E6577112	MEZZANOTTE Vince	2006	LRT	39.40	6.23
29	95	E6602128	MAYER Grant	2006	BBTS	39.49	6.32
30	85	E6576991	WHITE Sam	2006	LRT	40.78	7.61
31	101	E6548979	LORREY Nathan	2006	BBTS	40.82	7.65
32	99	E6458483	DAROV Jack	2005	BBTS	41.36	8.19
33	100	E6564992	MCNULTY Aidan	2006	LRT	42.70	9.53
34	102	E6768969	GOOD Henry	2005	LRT	42.84	9.67
35	104	E6620551	BENE Leonardo	2006	LRT	42.95	9.78
36	103	E6788877	GHOSH Ethan	2005	BBTS	45.15	11.98
37	109	E6788207	CARSON Matthew	2006	BBTS	47.78	14.61
38	106	X6868492	NICOLAI Filippo	2006	LRT	51.55	18.38
39	111	E6792858	CARSON Nicholas	2006	BBTS	55.56	22.39
40	110	E6877469	SARGENT John	2006	LRT	1:07.33	34.16

Did Not Start (4)

92	E6912127	HAMLETT Aiden	2006	FSC
----	----------	---------------	------	-----





NHARA NORTHERN DIVISION QUALIFIER-Men
 Slalom (U12;U14 / Men)
 Ranking after run 1



Rank	Bib	USSA ID	Name	Year	Club	Time	Gap
105		E6730795	PODSTRELOV Gregory	2006	BBTS		
107		E6767251	PODSTRELOV Gary	2006	BBTS		
108		E6799131	CHITKUSHEV Theodore	2006	LRT		

Did Not Finish (4)

72		E6443167	MCCABE Noah	2005	BBTS		
79		E6500238	FILOSA William	2005	LRT		
86		E6777019	BODEN Nicholas	2006	FSC		
93		E6390778	GANNON Drew	2006	BBTS		

Disqualified (4)

83		E6586536	FORTNER Thomas	2005	FSC	Gate Judge, Rule: Straddle	Gate 38
84		E6543081	STUART Charles	2005	BBTS	Gate Judge, Rule: Straddle	Gate 39
89		E6723550	PARNELL Ethan	2006	FSC	dge, Rule: Improper Passage	Gate 39
98		E6388627	MOZINSKI Griffin	2005	LRT	Gate Judge, Rule: Straddle	Gate 17





NHARA NORTHERN DIVISION QUALIFIER-Men

Slalom (U12;U14 / Men)

Run Ranking 2



JURY - TECHNICAL EVENT

TECHNICAL DELEGATE	Nolan Kevin	(E)
REFEREE	Loukes Aaron	(E)
CHIEF OF RACE	Thompson Daniel	(E)
DATA MANAGEMENT	Anderson Carl	(E)

WEATHER

CONDITIONS	Sunny
SNOW	Hard Pack
AIR TEMPERATURE	START : -10.0 °C
	FINISH : -10.0 °C

1st RUN

COURSESETTER	DeBaets Frederic	(X)
FORERUNNERS	- A - Subach Andrew	(E)
	- B - Nakamura Mari	(E)
	- C - Tullie Cameron	(E)

2nd RUN

	Peznola Joseph	(E)
- A -	Subach Andrew	(E)
- B -	Nakamura Mari	(E)

COURSE	Sel's Choice/World Cup T-Bar
START	716 m
FINISH	606 m
DROP	110 m
HOMOLOGATION	12453/10/17
GATES	40
DIRECTIONS	39
STARTING TIME	0930

	Sel's Choice/World Cup T-Bar
	716 m
	606 m
	110 m
	12453/10/17
	41
	40
	1245

CATEGORY : U12;U14 LIST n°1219

Rank	Bib	USSA ID	Name	Year	Club	Time	Gap
------	-----	---------	------	------	------	------	-----

Category: U12 / Gender: Men

1	4	E6567845	GUILBERT Gunnar	2007	BBTS	37.03	
2	1	E6513466	RADWAN Dillo	2007	BBTS	37.06	0.03
3	6	E6622435	BOISSONNEAULT Dino	2007	FSC	37.63	0.60
4	7	E6463199	HARRINGTON Louis	2007	BBTS	38.14	1.11
5	2	E6716842	CUNIO Mason	2007	LRT	39.58	2.55
6	9	E6617938	MAGUIRE Quinn	2007	FSC	39.69	2.66
7	13	E6683816	SCHEMEL Lukas	2007	BBTS	39.81	2.78
8	12	E6655048	MANSEAU Caedon	2008	FSC	39.92	2.89
9	24	E6617754	RICE William	2007	FSC	41.10	4.07
10	11	E6713644	BENE Luca	2008	LRT	41.76	4.73
11	18	E6717573	BARNABY Tucker	2008	FSC	41.83	4.80
12	27	E6797671	MCLAIN Owen	2007	FSC	42.16	5.13
13	3	E6624507	BOISSONNEAULT Troy	2007	FSC	42.32	5.29
14	5	E6796609	GRUBOR Stefan	2007	LRT	42.33	5.30
15	10	E6442518	ATWOOD Oliver	2007	BBTS	42.54	5.51
16	8	E6817802	KIM Jack	2007	LRT	42.56	5.53
17	30	E6645042	GORMAN Andrew	2007	FSC	43.04	6.01
18	15	E6718096	TOMS Asa	2008	FSC	43.33	6.30
19	23	E6616751	FITZGIBBONS Colin	2007	LRT	43.93	6.90
20	19	E6706891	O'SHAUGHNESSY Declan	2008	BBTS	44.06	7.03
21	35	E6721176	DANA Tyler	2008	LRT	44.09	7.06
22	16	E6584415	LUPTAK Ivan	2008	BBTS	44.11	7.08
23	14	E6816358	DEAN Harrison	2007	LRT	44.14	7.11
24	38	E6670764	HOLZMAN Chase	2007	LRT	44.59	7.56





NHARA NORTHERN DIVISION QUALIFIER-Men
Slalom (U12;U14 / Men)
Run Ranking 2



Rank	Bib	USSA ID	Name	Year	Club	Time	Gap
25	25	E6754210	NICHOLS Trevor	2008	BBTS	44.72	7.69
26	20	E6618038	WESTON Rory	2007	LRT	44.88	7.85
27	17	E6790267	ROAF William	2008	LRT	45.38	8.35
28	29	E6767462	STUECKEN Jacob	2008	LRT	45.60	8.57
29	21	E6613476	CAHILL Aiden	2007	FSC	46.07	9.04
30	36	E6799728	PERLMAN Caleb	2008	FSC	46.13	9.10
31	26	E6614334	MOZINSKI Drew	2008	LRT	46.59	9.56
32	33	E6616770	MCPHAUL Owen	2007	FSC	46.81	9.78
33	41	E6556761	FAWCETT Robbie	2007	LRT	47.15	10.12
34	42	E6641474	YATES Thaddeus	2008	FSC	47.24	10.21
35	32	E6820868	KENCE William	2007	LRT	47.48	10.45
36	39	E6822794	WINDER Charles	2008	FSC	48.42	11.39
37	44	E6758703	CORBETT Joshua	2008	LRT	50.50	13.47
38	51	E6714273	RUSIN Logan	2008	FSC	51.42	14.39
39	45	E6756842	MOBLEY Cole	2007	FSC	51.79	14.76
40	31	E6706486	HIGGINS Liam	2008	BBTS	51.81	14.78
41	22	E6893821	HARRIS Charlie	2008	BBTS	52.35	15.32
42	40	E6788454	HURLEY Jack	2008	BBTS	52.63	15.60
43	53	E6694590	PEACOCK Jasper	2008	FSC	53.14	16.11
44	34	E6608742	KIRKWOOD Alexander	2008	BBTS	53.49	16.46
45	37	E6798024	HANOWELL E. Grant	2008	BBTS	54.66	17.63
46	50	E6768005	BOUDREAU Kyle	2008	LRT	55.13	18.10
47	56	E6768980	GOOD Jack	2008	LRT	55.93	18.90
48	46	E6821030	TAGGART George	2008	BBTS	56.25	19.22
49	28	E6656654	TARLOW Drake	2007	BBTS	56.52	19.49
50	49	E6927564	SHEEHAN Miles A	2008	BBTS	1:00.76	23.73
51	55	E6878739	HUMPHREY Noah	2008	FSC	1:01.24	24.21
52	52	E6709145	BOUVIER Finley	2008	LRT	1:09.11	32.08

Did Not Start (4)

43	E6783470	SMALL John	2008	BBTS
57	E6710473	DRISCOLL Gavin	2008	LRT
58	X6868157	HUI Yan Yeung	2008	LRT
59	E6800448	NORDEN Eli	2008	LRT

Disqualified (3)

47	E6830080	DORNIN Marius C	2008	LRT	Rule Improper Passage	Gate 41
48	E6756874	MOBLEY Mason	2008	FSC	Rule Straddle	Gate 24
54	E6895622	HARISKOV Daniel	2007	LRT	Rule Improper Passage	Gate 20

Category: U14 / Gender: Men

1	62	E6519691	BELL Adam	2005	FSC	34.03
---	----	----------	-----------	------	-----	-------





NHARA NORTHERN DIVISION QUALIFIER-Men
Slalom (U12;U14 / Men)
Run Ranking 2



Rank	Bib	USSA ID	Name	Year	Club	Time	Gap
2	63	E6423337	SUNSHINE Jack	2005	BBTS	35.33	1.30
3	69	E6463181	HARRINGTON William	2005	BBTS	35.47	1.44
4	70	E6585286	VELIKIN Christo	2006	LRT	35.65	1.62
5	60	X6513450	RADWAN Adam	2005	BBTS	35.69	1.66
6	65	E6506611	STEBER Daniel	2005	FSC	35.75	1.72
7	66	E6568806	REYNOLDS Gustavo	2005	BBTS	35.97	1.94
8	64	E6547444	WOLFF Ryan	2006	LRT	36.02	1.99
9	68	E6548867	CROWLEY Charlie	2006	FSC	36.16	2.13
10	67	E6615182	JENNINGS Baxter	2005	LRT	36.65	2.62
11	61	E6560719	MCLAREN Cabot	2006	LRT	36.67	2.64
12	75	E6445642	MULCAHY Dante	2005	BBTS	36.92	2.89
13	71	E6701189	THAYER Tucker	2006	FSC	37.18	3.15
14	73	E6387589	CATUDAL Ben	2005	LRT	37.40	3.37
15	80	E6563302	GAVALA Mihai	2006	FSC	37.88	3.85
16	87	E6391130	BUSNY Cole	2005	BBTS	38.07	4.04
17	84	E6543081	STUART Charles	2005	BBTS	38.13	4.10
18	77	E6547133	JOYCE Ronan	2005	FSC	38.65	4.62
19	81	E6557458	ROCK Noah	2005	BBTS	39.03	5.00
20	88	E6573656	KELLER Bobby	2006	LRT	39.18	5.15
21	82	E6577112	MEZZANOTTE Vince	2006	LRT	39.93	5.90
22	74	E6523289	LAVALLEE Will	2005	FSC	40.24	6.21
23	90	E6391254	BUSNY Drew	2005	BBTS	40.37	6.34
24	95	E6602128	MAYER Grant	2006	BBTS	40.85	6.82
25	91	E6557931	HAGEDORN Henry	2006	LRT	41.51	7.48
26	98	E6388627	MOZINSKI Griffin	2005	LRT	41.78	7.75
27	85	E6576991	WHITE Sam	2006	LRT	42.64	8.61
28	101	E6548979	LORREY Nathan	2006	BBTS	42.71	8.68
29	99	E6458483	DAROV Jack	2005	BBTS	42.84	8.81
30	83	E6586536	FORTNER Thomas	2005	FSC	43.48	9.45
31	79	E6500238	FILOSA William	2005	LRT	43.88	9.85
32	104	E6620551	BENE Leonardo	2006	LRT	44.11	10.08
33	102	E6768969	GOOD Henry	2005	LRT	44.16	10.13
34	100	E6564992	MCNULTY Aidan	2006	LRT	44.85	10.82
35	96	E6846872	HEDGES Cooper	2006	LRT	45.11	11.08
36	76	E6526092	ROME Henry	2005	LRT	45.79	11.76
37	103	E6788877	GHOSH Ethan	2005	BBTS	46.06	12.03
38	86	E6777019	BODEN Nicholas	2006	FSC	46.81	12.78
39	109	E6788207	CARSON Matthew	2006	BBTS	49.27	15.24
40	106	X6868492	NICOLAI Filippo	2006	LRT	51.72	17.69
41	89	E6723550	PARNELL Ethan	2006	FSC	51.87	17.84
42	111	E6792858	CARSON Nicholas	2006	BBTS	56.61	22.58
43	110	E6877469	SARGENT John	2006	LRT	1:10.33	36.30

Did Not Start (4)

92	E6912127	HAMLETT Aiden	2006	FSC
----	----------	---------------	------	-----





NHARA NORTHERN DIVISION QUALIFIER-Men
Slalom (U12;U14 / Men)
Run Ranking 2



Rank	Bib	USSA ID	Name	Year	Club	Time	Gap
105		E6730795	PODSTRELOV Gregory	2006	BBTS		
107		E6767251	PODSTRELOV Gary	2006	BBTS		
108		E6799131	CHITKUSHEV Theodore	2006	LRT		

Did Not Finish (5)

72		E6443167	MCCABE Noah	2005	BBTS		
78		E6385477	LANGENHAGEN Conrad	2005	BBTS		
93		E6390778	GANNON Drew	2006	BBTS		
94		E6562000	GULESERIAN Luke	2005	LRT		
97		E6444494	CREWS Maximilian	2006	BBTS		





NHARA NORTHERN DIVISION QUALIFIER-Men

Slalom (U12;U14 / Men)

Official ranking



JURY - TECHNICAL EVENT

TECHNICAL DELEGATE	Nolan Kevin	(E)
REFEREE	Loukes Aaron	(E)
CHIEF OF RACE	Thompson Daniel	(E)
DATA MANAGEMENT	Anderson Carl	(E)

WEATHER

CONDITIONS	Sunny
SNOW	Hard Pack
AIR TEMPERATURE	START : -10.0 °C
	FINISH : -10.0 °C

1st RUN

COURSESETTER	DeBaets Frederic	(X)
FORERUNNERS	- A - Subach Andrew	(E)
	- B - Nakamura Mari	(E)
	- C - Tullie Cameron	(E)

2nd RUN

	Peznola Joseph	(E)
- A -	Subach Andrew	(E)
- B -	Nakamura Mari	(E)

COURSE	Sel's Choice/World Cup T-Bar
START	716 m
FINISH	606 m
DROP	110 m
HOMOLOGATION	12453/10/17
GATES	40
DIRECTIONS	39
STARTING TIME	0930

	Sel's Choice/World Cup T-Bar
	716 m
	606 m
	110 m
	12453/10/17
	41
	40
	1245

CATEGORY : U12;U14 LIST n°1219

Rank	Bib	USSA ID	Name	Year	Club	Run 1	Run 2	Time	Gap
------	-----	---------	------	------	------	-------	-------	------	-----

Category: U12 / Gender: Men

1	4	E6567845	GUILBERT Gunnar	2007	BBTS	34.19	37.03	1:11.22	
2	1	E6513466	RADWAN Dillo	2007	BBTS	34.69	37.06	1:11.75	0.53
3	6	E6622435	BOISSONNEAULT Dino	2007	FSC	35.70	37.63	1:13.33	2.11
4	7	E6463199	HARRINGTON Louis	2007	BBTS	35.45	38.14	1:13.59	2.37
5	2	E6716842	CUNIO Mason	2007	LRT	36.85	39.58	1:16.43	5.21
6	12	E6655048	MANSEAU Caedon	2008	FSC	37.73	39.92	1:17.65	6.43
7	3	E6624507	BOISSONNEAULT Troy	2007	FSC	35.45	42.32	1:17.77	6.55
8	9	E6617938	MAGUIRE Quinn	2007	FSC	38.38	39.69	1:18.07	6.85
9	11	E6713644	BENE Luca	2008	LRT	39.25	41.76	1:21.01	9.79
10	24	E6617754	RICE William	2007	FSC	40.21	41.10	1:21.31	10.09
11	10	E6442518	ATWOOD Oliver	2007	BBTS	39.31	42.54	1:21.85	10.63
12	8	E6817802	KIM Jack	2007	LRT	39.35	42.56	1:21.91	10.69
13	27	E6797671	MCLAIN Owen	2007	FSC	39.89	42.16	1:22.05	10.83
14	30	E6645042	GORMAN Andrew	2007	FSC	41.28	43.04	1:24.32	13.10
15	5	E6796609	GRUBOR Stefan	2007	LRT	42.46	42.33	1:24.79	13.57
16	16	E6584415	LUPTAK Ivan	2008	BBTS	41.48	44.11	1:25.59	14.37
17	14	E6816358	DEAN Harrison	2007	LRT	41.84	44.14	1:25.98	14.76
18	19	E6706891	O'SHAUGHNESSY Declan	2008	BBTS	42.06	44.06	1:26.12	14.90
19	21	E6613476	CAHILL Aiden	2007	FSC	40.76	46.07	1:26.83	15.61
20	23	E6616751	FITZGIBBONS Colin	2007	LRT	43.53	43.93	1:27.46	16.24
21	20	E6618038	WESTON Rory	2007	LRT	43.14	44.88	1:28.02	16.80
22	25	E6754210	NICHOLS Trevor	2008	BBTS	44.63	44.72	1:29.35	18.13
23	17	E6790267	ROAF William	2008	LRT	44.33	45.38	1:29.71	18.49
24	29	E6767462	STUECKEN Jacob	2008	LRT	44.27	45.60	1:29.87	18.65





NHARA NORTHERN DIVISION QUALIFIER-Men
Slalom (U12;U14 / Men)
Official ranking



Rank	Bib	USSA ID	Name	Year	Club	Run 1	Run 2	Time	Gap
25	36	E6799728	PERLMAN Caleb	2008	FSC	44.17	46.13	1:30.30	19.08
26	26	E6614334	MOZINSKI Drew	2008	LRT	44.69	46.59	1:31.28	20.06
27	32	E6820868	KENCE William	2007	LRT	45.50	47.48	1:32.98	21.76
28	41	E6556761	FAWCETT Robbie	2007	LRT	45.88	47.15	1:33.03	21.81
29	42	E6641474	YATES Thaddeus	2008	FSC	45.87	47.24	1:33.11	21.89
30	33	E6616770	MCPHAUL Owen	2007	FSC	46.68	46.81	1:33.49	22.27
31	39	E6822794	WINDER Charles	2008	FSC	48.39	48.42	1:36.81	25.59
32	44	E6758703	CORBETT Joshua	2008	LRT	47.98	50.50	1:38.48	27.26
33	51	E6714273	RUSIN Logan	2008	FSC	49.48	51.42	1:40.90	29.68
34	31	E6706486	HIGGINS Liam	2008	BBTS	49.23	51.81	1:41.04	29.82
35	45	E6756842	MOBLEY Cole	2007	FSC	50.20	51.79	1:41.99	30.77
36	40	E6788454	HURLEY Jack	2008	BBTS	49.54	52.63	1:42.17	30.95
37	53	E6694590	PEACOCK Jasper	2008	FSC	50.55	53.14	1:43.69	32.47
38	34	E6608742	KIRKWOOD Alexander	2008	BBTS	51.65	53.49	1:45.14	33.92
39	50	E6768005	BOUDREAU Kyle	2008	LRT	52.56	55.13	1:47.69	36.47
40	46	E6821030	TAGGART George	2008	BBTS	51.60	56.25	1:47.85	36.63
41	37	E6798024	HANOWELL E. Grant	2008	BBTS	53.67	54.66	1:48.33	37.11
42	28	E6656654	TARLOW Drake	2007	BBTS	52.54	56.52	1:49.06	37.84
43	55	E6878739	HUMPHREY Noah	2008	FSC	1:02.96	1:01.24	2:04.20	52.98
44	52	E6709145	BOUVIER Finley	2008	LRT	1:02.34	1:09.11	2:11.45	1:00.23

Did Not Start - Run 1 (4)

43	E6783470	SMALL John	2008	BBTS	DNS	DNS		
57	E6710473	DRISCOLL Gavin	2008	LRT	DNS	DNS		
58	X6868157	HUI Yan Yeung	2008	LRT	DNS	DNS		
59	E6800448	NORDEN Eli	2008	LRT	DNS	DNS		

Did Not Finish - Run 1 (5)

13	E6683816	SCHEMMELE Lukas	2007	BBTS	DNF	39.81		
15	E6718096	TOMS Asa	2008	FSC	DNF	43.33		
22	E6893821	HARRIS Charlie	2008	BBTS	DNF	52.35		
35	E6721176	DANA Tyler	2008	LRT	DNF	44.09		
56	E6768980	GOOD Jack	2008	LRT	DNF	55.93		

Disqualified - Run 1 (3)

18	E6717573	BARNABY Tucker	2008	FSC	DSQ	41.83	dge, Rule: Improper Passage	Gate 40
38	E6670764	HOLZMAN Chase	2007	LRT	DSQ	44.59	Gate Judge, Rule: Straddle	Gate 37
49	E6927564	SHEEHAN Miles A	2008	BBTS	DSQ	1:00.76	dge, Rule: Improper Passage	Gate 40

Did Not Start - Run 2 (4)

43	E6783470	SMALL John	2008	BBTS	DNS	DNS		
57	E6710473	DRISCOLL Gavin	2008	LRT	DNS	DNS		
58	X6868157	HUI Yan Yeung	2008	LRT	DNS	DNS		





NHARA NORTHERN DIVISION QUALIFIER-Men
Slalom (U12;U14 / Men)
Official ranking




Rank	Bib	USSA ID	Name	Year	Club	Run 1	Run 2	Time	Gap
	59	E6800448	NORDEN Eli	2008	LRT	DNS	DNS		

Disqualified - Run 2 (3)

47	E6830080	DORNIN Marius C	2008	LRT	55.18	DSQ	dge, Rule: Improper Passage	Gate 41
48	E6756874	MOBLEY Mason	2008	FSC	45.22	DSQ	Gate Judge, Rule: Straddle	Gate 24
54	E6895622	HARISKOV Daniel	2007	LRT	53.40	DSQ	dge, Rule: Improper Passage	Gate 20

Category: U14 / Gender: Men

1	62	E6519691	BELL Adam	2005	FSC	33.17	34.03	1:07.20	
2	60	X6513450	RADWAN Adam	2005	BBTS	33.26	35.69	1:08.95	1.75
3	65	E6506611	STEBER Daniel	2005	FSC	33.33	35.75	1:09.08	1.88
4	69	E6463181	HARRINGTON William	2005	BBTS	33.63	35.47	1:09.10	1.90
5	70	E6585286	VELIKIN Christo	2006	LRT	33.60	35.65	1:09.25	2.05
6	63	E6423337	SUNSHINE Jack	2005	BBTS	34.12	35.33	1:09.45	2.25
7	66	E6568806	REYNOLDS Gustavo	2005	BBTS	33.70	35.97	1:09.67	2.47
8	61	E6560719	MCLAREN Cabot	2006	LRT	33.27	36.67	1:09.94	2.74
9	68	E6548867	CROWLEY Charlie	2006	FSC	33.85	36.16	1:10.01	2.81
10	67	E6615182	JENNINGS Baxter	2005	LRT	33.46	36.65	1:10.11	2.91
11	64	E6547444	WOLFF Ryan	2006	LRT	34.53	36.02	1:10.55	3.35
12	71	E6701189	THAYER Tucker	2006	FSC	34.87	37.18	1:12.05	4.85
13	75	E6445642	MULCAHY Dante	2005	BBTS	35.44	36.92	1:12.36	5.16
14	73	E6387589	CATUDAL Ben	2005	LRT	35.97	37.40	1:13.37	6.17
15	80	E6563302	GAVALA Mihai	2006	FSC	37.05	37.88	1:14.93	7.73
16	87	E6391130	BUSNY Cole	2005	BBTS	37.01	38.07	1:15.08	7.88
17	77	E6547133	JOYCE Ronan	2005	FSC	37.83	38.65	1:16.48	9.28
18	81	E6557458	ROCK Noah	2005	BBTS	38.30	39.03	1:17.33	10.13
19	88	E6573656	KELLER Bobby	2006	LRT	38.24	39.18	1:17.42	10.22
20	82	E6577112	MEZZANOTTE Vince	2006	LRT	39.40	39.93	1:19.33	12.13
21	74	E6523289	LAVALLEE Will	2005	FSC	39.29	40.24	1:19.53	12.33
22	90	E6391254	BUSNY Drew	2005	BBTS	39.33	40.37	1:19.70	12.50
23	95	E6602128	MAYER Grant	2006	BBTS	39.49	40.85	1:20.34	13.14
24	91	E6557931	HAGEDORN Henry	2006	LRT	39.19	41.51	1:20.70	13.50
25	96	E6846872	HEDGES Cooper	2006	LRT	36.17	45.11	1:21.28	14.08
26	85	E6576991	WHITE Sam	2006	LRT	40.78	42.64	1:23.42	16.22
27	101	E6548979	LORREY Nathan	2006	BBTS	40.82	42.71	1:23.53	16.33
28	76	E6526092	ROME Henry	2005	LRT	37.76	45.79	1:23.55	16.35
29	99	E6458483	DAROV Jack	2005	BBTS	41.36	42.84	1:24.20	17.00
30	102	E6768969	GOOD Henry	2005	LRT	42.84	44.16	1:27.00	19.80
31	104	E6620551	BENE Leonardo	2006	LRT	42.95	44.11	1:27.06	19.86
32	100	E6564992	MCNULTY Aidan	2006	LRT	42.70	44.85	1:27.55	20.35
33	103	E6788877	GHOSH Ethan	2005	BBTS	45.15	46.06	1:31.21	24.01
34	109	E6788207	CARSON Matthew	2006	BBTS	47.78	49.27	1:37.05	29.85





NHARA NORTHERN DIVISION QUALIFIER-Men
Slalom (U12;U14 / Men)
Official ranking



Rank	Bib	USSA ID	Name	Year	Club	Run 1	Run 2	Time	Gap
35	106	X6868492	NICOLAI Filippo	2006	LRT	51.55	51.72	1:43.27	36.07
36	111	E6792858	CARSON Nicholas	2006	BBTS	55.56	56.61	1:52.17	44.97
37	110	E6877469	SARGENT John	2006	LRT	1:07.33	1:10.33	2:17.66	1:10.46

Did Not Start - Run 1 (4)

92	E6912127	HAMLETT Aiden	2006	FSC	DNS	DNS		
105	E6730795	PODSTRELOV Gregory	2006	BBTS	DNS	DNS		
107	E6767251	PODSTRELOV Gary	2006	BBTS	DNS	DNS		
108	E6799131	CHITKUSHEV Theodore	2006	LRT	DNS	DNS		

Did Not Finish - Run 1 (4)

72	E6443167	MCCABE Noah	2005	BBTS	DNF	DNF		
79	E6500238	FILOSA William	2005	LRT	DNF	43.88		
86	E6777019	BODEN Nicholas	2006	FSC	DNF	46.81		
93	E6390778	GANNON Drew	2006	BBTS	DNF	DNF		

Disqualified - Run 1 (4)

83	E6586536	FORTNER Thomas	2005	FSC	DSQ	43.48	Gate Judge, Rule: Straddle	Gate 38
84	E6543081	STUART Charles	2005	BBTS	DSQ	38.13	Gate Judge, Rule: Straddle	Gate 39
89	E6723550	PARNELL Ethan	2006	FSC	DSQ	51.87	Gate Judge, Rule: Improper Passage	Gate 39
98	E6388627	MOZINSKI Griffin	2005	LRT	DSQ	41.78	Gate Judge, Rule: Straddle	Gate 17

Did Not Start - Run 2 (4)

92	E6912127	HAMLETT Aiden	2006	FSC	DNS	DNS		
105	E6730795	PODSTRELOV Gregory	2006	BBTS	DNS	DNS		
107	E6767251	PODSTRELOV Gary	2006	BBTS	DNS	DNS		
108	E6799131	CHITKUSHEV Theodore	2006	LRT	DNS	DNS		

Did Not Finish - Run 2 (5)

72	E6443167	MCCABE Noah	2005	BBTS	DNF	DNF		
78	E6385477	LANGENHAGEN Conrad	2005	BBTS	35.61	DNF		
93	E6390778	GANNON Drew	2006	BBTS	DNF	DNF		
94	E6562000	GULESERIAN Luke	2005	LRT	35.81	DNF		
97	E6444494	CREWS Maximilian	2006	BBTS	38.09	DNF		

