

2019 Men's Regional Championships

Meet Results







Apr 5-7, 2019

Page: 1
Printed: 4/6/2019 3:23:45 PM

Men / 8 / 11 yrs

Session: SA2

Judge's Signatures

Rank	Num	Name	Gym							AA
1	8022	Oliver Hales	Danik	Diff: 3.500	3.300	3.100	2.200	3.400	2.900	
				Exec: 8.800	8.700	8.800	9.150	8.700	9.450	
				ND:						
				Final: 12.300	12.000	11.900	11.350	12.100	12.350	72.000
				Place: 2	2	1	1	3	1	1
2	8035	Cole Miller	Denali Gymnastics	Diff: 3.200	3.100	2.800	2.200	3.100	2.700	
				Exec: 9.350	8.700	9.000	9.050	9.200	8.850	
				ND:						
				Final: 12.550	11.800	11.800	11.250	12.300	11.550	71.250
				Place: 1	5	2	2	1	2	2
3	8034	Kael Childers	Denali Gymnastics	Diff: 3.200	3.100	2.800	1.800	3.100	2.600	
				Exec: 8.600	8.350	8.500	8.200	8.800	8.400	
				ND:						
				Final: 11.800	11.450	11.300	10.000	11.900	11.000	67.450
				Place: 5	6	4	7	4	3T	3
4	8030	Hammet Lear	SGA (Columbia City)	Diff: 3.300	3.200	2.900	1.600	3.400	2.700	
				Exec: 8.600	8.650	8.550	8.650	8.850	7.000	
				ND:						
				Final: 11.900	11.850	11.450	10.250	12.250	9.700	67.400
				Place: 3	3*	3	6	2	6	4
5	8010	Frederick Moeller	Cascade Elite	Diff: 2.600	3.800	2.800	1.700	2.200	2.700	
				Exec: 8.500	8.450	8.450	9.400	9.100	7.400	
				ND:						
				Final: 11.100	12.250	11.250	11.100	11.300	10.100	67.100
				Place: 6	1	5	3	5	5	5
6	8032	Jonathan Koo	Advantage	Diff: 2.600	3.200	2.700	1.700	2.200	2.700	
				Exec: 8.350	8.650	8.450	9.100	8.100	8.300	
				ND:						
				Final: 10.950	11.850	11.150	10.800	10.300	11.000	66.050
				Place: 7	3*	6	5	6	3T	6
7	8012	Zachary Miller	OOA	Diff: 3.500	3.000	2.200	2.200	2.500	2.900	
				Exec: 8.350	6.600	7.400	8.850	7.250	6.000	
				ND:						
				Final: 11.850	9.600	9.600	11.050	9.750	8.900	60.750
				Place: 4	7	7	4	7	7	7

2019 Men's Regional Championships

Meet Results







Apr 5-7, 2019

Page: 1
Printed: 4/6/2019 3:23:54 PM

Men / 8 / 12 yrs

Session: SA2

Judge's Signatures

Rank	Num	Name	Gym							AA
1	8026	Carson Higley	OMEGA	Diff: 3.300	3.600	3.400	2.200	3.500	3.100	
				Exec: 9.300	9.650	8.250	8.950	9.450	8.800	
				ND:						
				Final: 12.600	13.250	11.650	11.150	12.950	11.900	73.500
				Place: 1T	1	2	4	1	2	1
2	8025	Wyatt Allred	OMEGA	Diff: 3.400	3.600	3.500	2.200	3.400	3.000	
				Exec: 9.200	9.200	8.200	8.800	8.700	9.100	
				ND:						
				Final: 12.600	12.800	11.700	11.000	12.100	12.100	72.300
				Place: 1T	3	1	5*	5	1	2
3	8002	Chase Tully	Westside Gymnastics	Diff: 3.600	3.600	3.000	2.200	3.100	2.800	
				Exec: 8.450	9.400	8.300	8.800	9.200	8.800	
				ND:						
				Final: 12.050	13.000	11.300	11.000	12.300	11.600	71.250
				Place: 4T	2	5	5*	3	3	3
4	8020	Samuel Cameron	Madison Gymnastics	Diff: 3.100	3.600	2.800	2.200	3.300	2.700	
				Exec: 8.650	8.300	8.800	9.200	9.200	8.050	
				ND:						
				Final: 11.750	11.900	11.600	11.400	12.500	10.750	69.900
				Place: 7	4	3	1	2	5T	4
5	8013	Boone Washburn	OOA	Diff: 3.400	3.500	3.300	2.300	3.100	3.000	
				Exec: 8.650	6.900	8.050	9.000	9.050	7.750	
				ND:						
				Final: 12.050	10.400	11.350	11.300	12.150	10.750	68.000
				Place: 4T	9	4	2	4	5T	5
6	8021	Seth Thompson	Madison Gymnastics	Diff: 3.200	3.200	2.800	2.200	2.700	2.700	
				Exec: 8.100	7.950	8.100	9.050	8.950	8.350	
				ND:						
				Final: 11.300	11.150	10.900	11.250	11.650	11.050	67.300
				Place: 8	7	7	3	6	4	6
7	8009	Samuel Stephenson	National Academy	Diff: 3.000	3.300	2.100	1.600	1.600	2.100	
				Exec: 9.100	8.250	8.950	9.150	7.900	7.100	
				ND:						
				Final: 12.100	11.550	11.050	10.750	9.500	9.200	64.150
				Place: 3	6	6	8	8	8	7
8	8000	Kelly Bateman	Emerald City	Diff: 3.100	2.300	2.100	1.700	2.800	2.300	
				Exec: 8.800	8.700	8.500	9.200	7.950	6.200	
				ND:						
				Final: 11.900	11.000	10.600	10.900	10.750	8.500	63.650
				Place: 6	8	8	7	7	9	8
9	8016	Karsten Vaz	Athletic Edge	Diff: 2.600	3.300	2.200	0.600	1.100	2.100	
				Exec: 7.350	8.350	6.450	8.950	7.050	7.250	
				ND:						
				Final: 9.950	11.650	8.650	9.550	8.150	9.350	57.300
				Place: 9	5	9	9	9	7	9

2019 Men's Regional Championships

Meet Results

Apr 5-7, 2019







Page: 1

Printed: 4/6/2019 12:37:31 PM

Men / 8 / 13-14 yrs

Session: SA1

Judge's Signatures

Rank	Num	Name	Gym							AA
1	8033	Brennan Voss	Advantage	Diff: 3.300	3.200	2.600	1.600	2.800	2.200	
				Exec: 8.500	9.400	8.400	9.400	8.850	8.050	
				ND:						
				Final: 11.800	12.600	11.000	11.000	11.650	10.250	68.300
				Place: 3	1	3	9	2	8	1
2	8007	Adrian Facundo	National Academy	Diff: 3.400	3.800	2.700	2.200	3.100	2.800	
				Exec: 8.200	8.000	7.650	8.500	8.600	7.050	
				ND:						
				Final: 11.600	11.800	10.350	10.700	11.700	9.850	66.000
				Place: 5T	3	11T	13T	1	13	2
3	8024	Deven Marten	North Coast	Diff: 3.600	2.400	2.800	2.400	2.600	2.700	
				Exec: 8.000	7.400	7.550	8.900	8.950	8.500	
				ND:			-0.100			
				Final: 11.600	9.800	10.350	11.200	11.550	11.200	65.700
				Place: 5T	12	11T	4T	3	1	3
4	8019	Landon Woodhouse	VEGA	Diff: 3.700	1.100	2.200	2.400	2.200	2.800	
				Exec: 8.500	8.550	8.450	9.050	8.700	7.700	
				ND:						
				Final: 12.200	9.650	10.650	11.450	10.900	10.500	65.350
				Place: 1	13	5	1*	5	2*	4
5	8017	Ezekiel Fisher	VEGA	Diff: 2.700	2.400	2.800	1.700	1.400	2.200	
				Exec: 8.550	8.850	7.750	9.350	8.700	8.300	
				ND:						
				Final: 11.250	11.250	10.550	11.050	10.100	10.500	64.700
				Place: 9T	6	7	6*	14	2T	5
6	8005	Reece Deidrick	Gem State Gymnastics	Diff: 2.600	2.900	2.700	2.400	2.600	1.800	
				Exec: 8.300	8.150	8.400	9.050	8.100	7.300	
				ND:						
				Final: 10.900	11.050	11.100	11.450	10.700	9.100	64.300
				Place: 13	8	1*	1*	8	16	6
7	8003	Landen Valdez	Westside Gymnastics	Diff: 2.800	2.400	2.200	1.700	1.400	1.700	
				Exec: 8.400	8.250	8.100	9.350	8.850	8.750	
				ND:						
				Final: 11.200	10.650	10.300	11.050	10.250	10.450	63.900
				Place: 11T	9	13	6*	12	7	7
8	8031	Val Koklic	Advantage	Diff: 3.200	3.200	2.200	2.200	2.800	2.200	
				Exec: 8.800	9.050	6.900	8.450	8.400	6.050	
				ND:						
				Final: 12.000	12.250	9.100	10.650	11.200	8.250	63.450
				Place: 2	2	18T	15	4	19	8
9	8006	Colten Graham	Bitterroot	Diff: 3.400	2.900	2.300	2.200	2.200	3.000	
				Exec: 7.850	8.300	7.050	8.700	8.600	6.900	
				ND:			-0.100			
				Final: 11.250	11.200	9.350	10.800	10.800	9.900	63.300
				Place: 9T	7	17	11T	6T	12	9
10	8018	Edison Twyman	VEGA	Diff: 3.200	1.700	2.200	2.000	2.200	2.300	
				Exec: 8.100	7.850	7.800	9.200	8.450	8.200	
				ND:						
				Final: 11.300	9.550	10.000	11.200	10.650	10.500	63.200
				Place: 8	15	14	4T	9	2*	10

2019 Men's Regional Championships

Meet Results







Apr 5-7, 2019

Page: 2

Printed: 4/6/2019 12:37:31 PM

Men / 8 / 13-14 yrs

Session: SA1

Rank	Num	Name	Gym							AA
11	8027	Cameron Baker	Avant Coeur	Diff: 2.000	2.900	2.000	1.600	2.000	2.600	
				Exec: 8.650	8.650	8.750	8.850	7.550	7.400	
				ND:						
				Final: 10.650	11.550	10.750	10.450	9.550	10.000	62.950
				Place: 15	4	4	18	15	10T	11
12	8004	Kohl Weichbrodt	Westside Gymnastics	Diff: 2.800	2.200	2.100	2.400	1.400	1.700	
				Exec: 8.950	7.400	8.350	8.200	7.700	8.500	
				ND:						
				Final: 11.750	9.600	10.450	10.600	9.100	10.200	61.700
				Place: 4	14	9	16T	17	9	12
13	8014	Ethan Hotelling	Mid Columbia	Diff: 3.300	1.800	2.600	2.200	1.900	2.700	
				Exec: 7.550	7.100	7.900	9.200	7.550	7.100	
				ND:			-0.100			
				Final: 10.850	8.900	10.500	11.300	9.450	9.800	60.800
				Place: 14	17	8	3	16	14	13
14	8011	Joel McLaughlin	OOA	Diff: 3.200	2.300	2.700	2.300	2.000	2.300	
				Exec: 5.900	7.550	7.700	8.750	8.200	7.700	
				ND:						
				Final: 9.100	9.850	10.400	11.050	10.200	10.000	60.600
				Place: 17T	11	10	6T	13	10T	14
15T	8008	Cody Pinkham	National Academy	Diff: 2.900	2.000	2.700	1.700	1.500	1.600	
				Exec: 8.450	6.550	8.400	9.000	8.950	6.750	
				ND:						
				Final: 11.350	8.550	11.100	10.700	10.450	8.350	60.500
				Place: 7	18	1*	13T	10	18	15T
15T	8015	Matthew Logston	Mid Columbia	Diff: 3.100	1.700	2.200	2.200	1.600	2.300	
				Exec: 8.100	8.800	7.700	7.850	6.750	8.200	
				ND:						
				Final: 11.200	10.500	9.900	10.050	8.350	10.500	60.500
				Place: 11T	10	15T	19	18	2*	15T
17	8028	Brandon Decker	Avant Coeur	Diff: 2.600	2.900	2.500	1.800	1.400	2.100	
				Exec: 6.500	6.050	8.100	9.000	8.950	7.200	
				ND:						
				Final: 9.100	8.950	10.600	10.800	10.350	9.300	59.100
				Place: 17T	16	6	11T	11	15	17
18	8023	Mason Kaiser	North Coast	Diff: 0.000	3.100	3.000	2.400	2.100	2.800	
				Exec: 0.000	8.300	6.900	8.500	8.700	7.700	
				ND:						
				Final: 0.000	11.400	9.900	10.900	10.800	10.500	53.500
				Place: 19	5	15T	10	6T	2*	18
19	8001	Andrew Martyn	Westside Gymnastics	Diff: 2.500	0.000	2.100	1.600	1.500	2.200	
				Exec: 6.650	0.000	7.000	9.000	6.600	6.800	
				ND:						
				Final: 9.150	0.000	9.100	10.600	8.100	9.000	45.950
				Place: 16	19	18T	16T	19	17	19

2019 Men's Regional Championships

Meet Results

Apr 5-7, 2019







Page: 1

Printed: 4/6/2019 3:24:04 PM

Men / 9 / 13-14 yrs

Session: SA2







Judge's Signatures

Rank	Num	Name	Gym							AA
1	9004	Luke Tully	Westside Gymnastics	Diff: 4.000	2.900	2.800	3.200	3.400	3.100	
				Exec: 8.550	9.000	8.200	9.450	9.200	9.050	
				ND: _____	_____	_____	_____	_____	_____	
				Final: 12.550	11.900	11.000	12.650	12.600	12.150	72.850
				Place: 9	6	7T	1	3	1	1
2	9022	Alan Sovrebov	Metropolitan	Diff: 3.700	2.500	2.900	2.200	3.400	2.600	
				Exec: 9.250	9.450	8.350	8.950	9.400	8.750	
				ND: _____	_____	_____	_____	_____	_____	
				Final: 12.950	11.950	11.250	11.150	12.800	11.350	71.450
				Place: 3	5	5	12	1	5	2
3	9021	Jonah Soltz	Metropolitan	Diff: 3.500	2.600	2.100	1.600	3.400	2.000	
				Exec: 9.350	9.550	8.950	9.850	9.350	9.300	
				ND: _____	_____	-0.300	_____	_____	_____	
				Final: 12.850	12.150	10.750	11.450	12.750	11.300	71.250
				Place: 4	2	14	4	2	6T	3
4	9006	Christopher Xanthos	Oregon Gymnastics	Diff: 3.500	3.000	2.400	2.800	3.100	2.700	
				Exec: 9.550	7.950	9.000	9.050	9.250	8.700	
				ND: _____	_____	-0.300	_____	_____	_____	
				Final: 13.050	10.950	11.100	11.850	12.350	11.400	70.700
				Place: 1T	14	6	2	5T	2T	4
5	9025	Logan Havas	Madison Gymnastics	Diff: 3.600	3.200	3.000	2.800	3.300	3.200	
				Exec: 8.350	9.000	8.750	8.200	9.050	8.100	
				ND: _____	_____	-0.300	_____	_____	_____	
				Final: 11.950	12.200	11.450	11.000	12.350	11.300	70.250
				Place: 14	1	3	14T	5T	6T	5
6	9028	Kyle Jordan	OMEGA	Diff: 4.300	3.000	3.600	2.400	3.900	2.600	
				Exec: 8.300	8.100	8.000	9.000	8.350	8.650	
				ND: _____	_____	_____	_____	_____	_____	
				Final: 12.600	11.100	11.600	11.400	12.250	11.250	70.200
				Place: 8	11	2	5	7T	8	6
7	9027	Will Taplin	Danik	Diff: 3.700	2.800	2.900	2.400	3.000	2.300	
				Exec: 8.950	8.600	8.050	8.950	8.700	9.100	
				ND: _____	_____	_____	_____	_____	_____	
				Final: 12.650	11.400	10.950	11.350	11.700	11.400	69.450
				Place: 6*	10	9T	6T	13	2T	7
8	9020	Mannuel Hilario	Metropolitan	Diff: 3.400	2.700	3.600	2.400	3.000	2.500	
				Exec: 8.350	9.300	8.300	8.950	9.250	7.750	
				ND: _____	_____	_____	-0.100	_____	_____	
				Final: 11.750	12.000	11.900	11.250	12.250	10.250	69.400
				Place: 18	4	1	9	7T	16	8
9	9015	Jax Washburn	OOA	Diff: 4.000	3.000	3.200	2.200	3.400	2.500	
				Exec: 8.250	9.100	7.950	9.000	8.500	8.500	
				ND: _____	_____	-0.300	_____	_____	_____	
				Final: 12.250	12.100	10.850	11.200	11.900	11.000	69.300
				Place: 11	3	12*	10T	11	11	9
10	9018	Eli Deehr	Metropolitan	Diff: 3.700	2.500	2.400	2.400	3.000	2.600	
				Exec: 8.950	9.150	8.500	8.800	8.600	8.800	
				ND: _____	_____	-0.300	_____	_____	_____	
				Final: 12.650	11.650	10.600	11.200	11.600	11.400	69.100
				Place: 6*	7	16T	10T	14T	2T	10

2019 Men's Regional Championships

Meet Results







Apr 5-7, 2019

Rank	Num	Name	Gym							AA
11	9005	Declan Abers	Oregon Gymnastics	Diff: 3.400	3.100	2.300	2.800	2.800	2.300	
				Exec: 9.650	7.950	9.000	8.750	7.900	8.650	
				ND: _____	_____	-0.300	_____	_____	_____	
				Final: 13.050	11.050	11.000	11.550	10.700	10.950	68.300
				Place: 1T	12	7T	3	21	12	11
12	9030	Oskar Sanchez	OMEGA	Diff: 3.300	2.400	3.100	1.600	3.200	2.400	
				Exec: 8.500	8.600	8.300	9.300	9.200	8.350	
				ND: _____	_____	_____	_____	_____	_____	
				Final: 11.800	11.000	11.400	10.900	12.400	10.750	68.250
				Place: 16T	13	4	16*	4	13	12
13	9031	Caden Severtson	Avant Coeur	Diff: 3.300	2.900	2.500	2.100	3.300	2.800	
				Exec: 8.750	8.600	8.450	8.800	8.900	7.650	
				ND: _____	_____	-0.300	_____	_____	_____	
				Final: 12.050	11.500	10.650	10.900	12.200	10.450	67.750
				Place: 12	9	15	16T	9	14	13
14	9029	Mason King	OMEGA	Diff: 3.600	3.000	3.400	2.300	2.900	2.300	
				Exec: 8.800	7.250	7.200	9.000	8.900	8.750	
				ND: _____	_____	_____	_____	_____	_____	
				Final: 12.400	10.250	10.600	11.300	11.800	11.050	67.400
				Place: 10	16	16T	8	12	9*	14
15	9026	Grayson Hales	Danik	Diff: 3.200	2.800	2.500	2.200	2.300	2.300	
				Exec: 9.550	7.050	8.250	9.150	9.200	8.750	
				ND: _____	_____	-0.300	_____	_____	_____	
				Final: 12.750	9.850	10.450	11.350	11.500	11.050	66.950
				Place: 5	19T	19	6T	16	9*	15
16	9014	Zane Viles	OOA	Diff: 3.400	2.400	3.200	1.600	2.900	2.500	
				Exec: 7.500	7.500	7.950	9.300	9.050	7.800	
				ND: _____	_____	-0.300	_____	_____	_____	
				Final: 10.900	9.900	10.850	10.900	11.950	10.300	64.800
				Place: 22	18	12*	16*	10	15	16
17	9000	Tyler Pellett	Emerald City	Diff: 3.200	2.700	2.700	1.600	3.000	2.000	
				Exec: 7.900	8.850	8.500	8.950	8.100	6.950	
				ND: _____	_____	-0.300	_____	_____	_____	
				Final: 11.100	11.550	10.900	10.550	11.100	8.950	64.150
				Place: 21	8	11	20	18T	20	17
18	9010	Nelson Krahn	Cascade Elite	Diff: 2.800	1.600	2.400	1.600	2.200	1.300	
				Exec: 9.000	9.100	7.600	8.900	9.400	8.250	
				ND: _____	_____	-0.300	_____	_____	_____	
				Final: 11.800	10.700	9.700	10.500	11.600	9.550	63.850
				Place: 16T	15	21	21*	14T	17	18
19	9012	Jack Miller	Cascade Elite	Diff: 3.200	1.600	2.100	1.600	2.100	1.300	
				Exec: 8.800	8.100	8.800	9.500	8.950	8.000	
				ND: _____	_____	-0.300	_____	_____	_____	
				Final: 12.000	9.700	10.600	11.100	11.050	9.300	63.750
				Place: 13	21	16T	13	20	18	19
20	9011	Joshua Lutz	Cascade Elite	Diff: 2.700	1.600	2.000	1.600	2.100	1.600	
				Exec: 8.950	8.450	9.250	9.000	9.000	6.850	
				ND: _____	_____	-0.300	_____	_____	_____	
				Final: 11.650	10.050	10.950	10.600	11.100	8.450	62.800
				Place: 19	17	9T	19	18T	22	20

2019 Men's Regional Championships

Meet Results

Apr 5-7, 2019

Rank	Num	Name	Gym							AA
21	9023	Ian Davis	VEGA	Diff: 3.300	2.000	2.200	2.200	2.900	1.700	
				Exec: 8.550	7.850	7.100	8.800	8.400	7.150	
				ND: _____	_____	-0.300	_____	_____	_____	
				Final: 11.850	9.850	9.000	11.000	11.300	8.850	61.850
				Place: 15	19T	22	14T	17	21	21
22	9013	Matt Tang	Cascade Elite	Diff: 2.600	1.600	2.100	1.600	2.000	1.300	
				Exec: 8.750	7.750	8.100	8.900	8.100	7.950	
				ND: _____	_____	-0.300	_____	_____	_____	
				Final: 11.350	9.350	9.900	10.500	10.100	9.250	60.450
				Place: 20	22	20	21*	22	19	22

2019 Men's Regional Championships

Meet Results

Apr 5-7, 2019







Page: 1

Printed: 4/6/2019 12:37:40 PM

Men / 9 / 15-16 yrs

Session: SA1

Judge's Signatures

Rank	Num	Name	Gym							AA
1	9035	Temujin Horsey	Denali Gymnastics	Diff: 3.000	2.400	2.000	2.300	3.000	2.500	
				Exec: 8.750	7.400	9.000	9.150	9.100	8.600	
				ND: _____	_____	-0.300	_____	_____	_____	
				Final: 11.750	9.800	10.700	11.450	12.100	11.100	66.900
				Place: 4T	9T	3	1	1	1*	1
2	9009	Aidan Cretarolo	Bainbridge Is.	Diff: 3.500	2.200	2.500	2.400	3.000	2.500	
				Exec: 8.850	7.950	7.700	9.000	7.950	8.600	
				ND: _____	_____	-0.300	_____	_____	_____	
				Final: 12.350	10.150	9.900	11.400	10.950	11.100	65.850
				Place: 1T	6	10	2T	8	1*	2
3	9032	Jesse St.Onge	Avant Coeur	Diff: 3.400	2.600	3.000	2.200	3.100	2.100	
				Exec: 8.500	8.350	8.600	7.800	8.850	7.600	
				ND: _____	_____	-0.300	_____	_____	_____	
				Final: 11.900	10.950	11.300	10.000	11.950	9.700	65.800
				Place: 3	1	1*	14	2T	7	3
4	9033	Caleb Ditmer	Denali Gymnastics	Diff: 3.400	2.400	2.300	3.200	2.400	1.900	
				Exec: 8.950	7.500	8.100	8.050	8.350	8.900	
				ND: _____	_____	-0.300	_____	_____	_____	
				Final: 12.350	9.900	10.100	11.250	10.750	10.800	65.150
				Place: 1T	7	9	5	11	3	4
5	9003	Drew Jackman	Westside Gymnastics	Diff: 3.300	2.500	2.600	1.600	2.800	2.200	
				Exec: 8.150	7.300	8.100	9.250	9.150	7.800	
				ND: _____	_____	-0.300	_____	_____	_____	
				Final: 11.450	9.800	10.400	10.850	11.950	10.000	64.450
				Place: 8*	9T	5T	8	2T	4	5
6	9034	Peter Halverson	Denali Gymnastics	Diff: 3.000	1.900	3.000	2.400	2.900	1.300	
				Exec: 8.200	8.750	8.600	8.600	8.600	7.200	
				ND: _____	_____	-0.300	_____	_____	_____	
				Final: 11.200	10.650	11.300	11.000	11.500	8.500	64.150
				Place: 11	2T	1*	7	4	13	6
7	9017	Aron Reid	Mid Columbia	Diff: 3.300	2.200	2.200	3.200	2.400	2.100	
				Exec: 8.150	8.450	7.450	8.200	7.800	7.800	
				ND: _____	_____	-0.300	_____	_____	_____	
				Final: 11.450	10.650	9.350	11.400	10.200	9.900	62.950
				Place: 8*	2T	12	2T	12	5	7
8	9001	Aden Corman	Westside Gymnastics	Diff: 3.200	2.500	2.300	1.600	2.600	1.200	
				Exec: 8.550	7.350	8.200	9.050	8.250	8.300	
				ND: _____	_____	-0.300	_____	_____	_____	
				Final: 11.750	9.850	10.200	10.650	10.850	9.500	62.800
				Place: 4T	8	8	11	9	9	8
9	9016	Caleb Gabel	Metro Gymnastics	Diff: 3.000	1.600	2.400	1.600	2.200	2.400	
				Exec: 8.550	9.000	8.400	9.100	9.050	5.500	
				ND: _____	_____	-0.300	_____	_____	_____	
				Final: 11.550	10.600	10.500	10.700	11.250	7.900	62.500
				Place: 6*	4	4	10	6	14	9
10	9002	Michael Hebda	Westside Gymnastics	Diff: 3.200	1.700	2.400	2.200	2.700	0.900	
				Exec: 8.250	8.650	8.300	8.200	8.100	8.100	
				ND: _____	_____	-0.300	_____	_____	_____	
				Final: 11.450	10.350	10.400	10.400	10.800	9.000	62.400
				Place: 8T	5	5T	13	10	11	10

2019 Men's Regional Championships

Meet Results







Apr 5-7, 2019

Page: 2

Printed: 4/6/2019 12:37:40 PM

Men / 9 / 15-16 yrs

Session: SA1







Rank	Num	Name	Gym							AA
11	9008	Trevor Hartnett	Gem State Gymnastics	Diff: 3.200	1.500	2.500	1.600	2.200	1.500	
				Exec: 7.800	8.150	8.150	8.850	6.650	8.300	
				ND: _____	_____	-0.300	_____	_____	_____	
				Final: 11.000	9.650	10.350	10.450	8.850	9.800	60.100
				Place: 12	12	7	12	14	6	11
12	9024	Javier Naranjo	VEGA	Diff: 3.400	2.600	2.400	2.000	2.400	2.100	
				Exec: 7.500	6.500	5.700	9.300	8.800	7.500	
				ND: _____	_____	-0.300	_____	_____	_____	
				Final: 10.900	9.100	7.800	11.300	11.200	9.600	59.900
				Place: 13	13	13	4	7	8	12
13	9019	Treven Henderson	Metropolitan	Diff: 3.300	2.700	2.200	2.300	2.900	1.400	
				Exec: 6.950	5.300	7.800	8.900	8.450	7.650	
				ND: _____	_____	-0.300	_____	_____	_____	
				Final: 10.250	8.000	9.700	11.200	11.350	9.050	59.550
				Place: 14	14	11	6	5	10	13
14	9007	Caleb Susee	Salem Gymnastics	Diff: 3.000	2.100	2.100	1.600	2.100	1.500	
				Exec: 8.550	7.650	5.800	9.200	7.700	7.250	
				ND: _____	_____	-0.300	_____	_____	_____	
				Final: 11.550	9.750	7.600	10.800	9.800	8.750	58.250
				Place: 6*	11	14	9	13	12	14

2019 Men's Regional Championships

Meet Results

Apr 5-7, 2019

Page: 1
 Printed: 4/6/2019 8:35 PM
 Men / 10 / 15 yrs
 Session: SA3
 Judge's Signatures







Rank	Num	Name	Gym							AA
1	1045	Payton Lerwill	Madison Gymnastics	Diff: 3.800	3.100	3.700	2.300	3.300	3.400	
				Exec: 7.200	9.700	8.750	9.300	8.450	8.200	
				ND: _____	_____	-0.300	_____	_____	_____	
				Final: 11.000	12.800	12.150	11.600	11.750	11.600	70.900
				Place: 17	1	3	7	7T	1	1
2	1041	Eric Markov	Metropolitan	Diff: 3.200	3.500	3.100	2.400	3.200	2.300	
				Exec: 8.750	9.200	9.150	8.400	8.350	8.800	
				ND: _____	_____	_____	_____	_____	_____	
				Final: 11.950	12.700	12.250	10.800	11.550	11.100	70.350
				Place: 7	2	1T	15	10	5	2
3T	1049	James Smart	Madison Gymnastics	Diff: 3.500	3.000	2.200	3.200	3.300	2.300	
				Exec: 9.050	8.950	8.350	8.600	8.950	8.500	
				ND: _____	_____	-0.300	_____	_____	_____	
				Final: 12.550	11.950	10.250	11.800	12.250	10.800	69.600
				Place: 1	3	15	5	3	7	3T
3T	1037	Kyle Bender	Metropolitan	Diff: 3.400	3.400	2.400	2.200	3.100	2.100	
				Exec: 8.600	8.200	8.500	9.200	9.300	9.200	
				ND: _____	_____	_____	_____	_____	_____	
				Final: 12.000	11.600	10.900	11.400	12.400	11.300	69.600
				Place: 6	4T	7	10	1T	2	3T
5	1024	Drake Miesel	Cascade Elite	Diff: 2.800	2.300	3.600	1.700	2.400	2.100	
				Exec: 9.100	9.100	8.950	9.800	9.350	8.400	
				ND: _____	_____	-0.300	_____	_____	_____	
				Final: 11.900	11.400	12.250	11.500	11.750	10.500	69.300
				Place: 8	6	1T	8	7T	9T	5
6	1054	Gustavin Suess	OMEGA	Diff: 3.800	3.000	3.700	2.800	3.200	3.300	
				Exec: 7.900	8.300	8.050	9.050	8.750	6.900	
				ND: _____	_____	_____	_____	_____	_____	
				Final: 11.700	11.300	11.750	11.850	11.950	10.200	68.750
				Place: 10T	7	4	4	5	12	6
7	1047	Enoch Myers	Madison Gymnastics	Diff: 3.300	2.900	2.100	4.000	2.900	2.700	
				Exec: 8.400	7.600	8.900	8.700	7.900	8.500	
				ND: _____	_____	-0.300	_____	_____	_____	
				Final: 11.700	10.500	10.700	12.700	10.800	11.200	67.600
				Place: 10T	13	10	1	19	3T	7
8	1034	Ty Friedman	Dynamic	Diff: 3.400	3.000	3.000	2.400	3.000	2.000	
				Exec: 8.350	8.000	7.150	9.300	9.000	8.500	
				ND: _____	_____	-0.300	_____	_____	_____	
				Final: 11.750	11.000	9.850	11.700	12.000	10.500	66.800
				Place: 9	11	16	6	4	9T	8
9	1006	Erik Liang	Westside Gymnastics	Diff: 3.700	2.500	2.300	2.200	2.200	2.000	
				Exec: 8.500	8.700	8.800	8.400	8.700	9.000	
				ND: _____	_____	-0.300	_____	_____	_____	
				Final: 12.200	11.200	10.800	10.600	10.900	11.000	66.700
				Place: 2	8	8	16T	18	6	9
10	1011	Ethan Jacobsen	Black Hills	Diff: 2.700	2.200	2.800	2.200	2.800	2.100	
				Exec: 9.350	7.350	8.650	8.250	9.600	8.200	
				ND: _____	_____	-0.300	_____	_____	_____	
				Final: 12.050	9.550	11.150	10.450	12.400	10.300	65.900
				Place: 4T	18	5	18	1T	11	10

2019 Men's Regional Championships

Meet Results

Apr 5-7, 2019

Page: 2
 Printed: 4/6/2019 8:35 PM
 Men / 10 / 15 yrs
 Session: SA3

Rank	Num	Name	Gym							AA
11	1027	Jenson Molebash	OOA	Diff: 3.300	2.200	3.000	2.200	2.900	2.300	
				Exec: 7.750	8.700	7.700	8.850	8.600	8.300	
				ND: _____	_____	-0.300	_____	_____	_____	
				Final: 11.050	10.900	10.400	11.050	11.500	10.600	65.500
				Place: 14T	12	13	12*	11	8	11
12	1014	Ethan Vergara	Black Hills	Diff: 3.000	2.800	3.000	1.600	3.000	2.100	
				Exec: 7.850	8.300	6.900	9.000	8.850	9.100	
				ND: _____	_____	-0.300	_____	_____	_____	
				Final: 10.850	11.100	9.600	10.600	11.850	11.200	65.200
				Place: 18	10	19	16T	6	3T	12
13	1013	Akea Pavel	Black Hills	Diff: 3.200	2.900	2.800	3.200	2.400	2.100	
				Exec: 8.850	6.900	7.950	8.750	8.950	7.400	
				ND: _____	_____	-0.300	_____	_____	_____	
				Final: 12.050	9.800	10.450	11.950	11.350	9.500	65.100
				Place: 4T	16T	12	3	13	16*	13
14	1043	Nathaniel Davis	VEGA	Diff: 3.700	2.400	3.200	3.200	2.500	2.100	
				Exec: 8.000	7.400	7.400	8.900	8.650	7.400	
				ND: _____	_____	_____	_____	_____	_____	
				Final: 11.700	9.800	10.600	12.100	11.150	9.500	64.850
				Place: 10T	16T	11	2	16	16*	14
15	1020	Ivan Bury	Cascade Elite	Diff: 2.700	2.500	2.600	1.600	2.600	1.800	
				Exec: 8.350	9.100	7.150	9.650	8.600	8.000	
				ND: _____	_____	_____	_____	_____	_____	
				Final: 11.050	11.600	9.750	11.250	11.200	9.800	64.650
				Place: 14T	4T	17	11	14T	15	15
16	1019	Drew Allen	Cascade Elite	Diff: 2.600	1.600	2.600	1.700	2.500	1.700	
				Exec: 8.950	8.500	8.050	9.200	8.700	8.300	
				ND: _____	_____	-0.300	_____	_____	_____	
				Final: 11.550	10.100	10.350	10.900	11.200	10.000	64.100
				Place: 13	15	14	14	14T	14	16
17	1000	Jackson Maughan	Emerald City	Diff: 3.600	2.700	2.800	2.300	3.000	2.100	
				Exec: 8.550	5.650	8.500	9.150	7.950	8.000	
				ND: _____	_____	-0.300	_____	_____	_____	
				Final: 12.150	8.350	11.000	11.450	10.950	10.100	64.000
				Place: 3	19	6	9	17	13	17
18	1017	Caleb Reese	National Academy	Diff: 3.400	3.200	2.600	2.400	3.300	2.100	
				Exec: 7.650	7.950	8.150	7.950	8.150	7.000	
				ND: _____	_____	_____	_____	_____	_____	
				Final: 11.050	11.150	10.750	10.350	11.450	9.100	63.850
				Place: 14T	9	9	19	12	18	18
19	1036	David Thew	Dynamic	Diff: 3.500	1.600	2.300	2.200	2.800	2.100	
				Exec: 7.100	8.650	7.700	8.850	8.900	6.150	
				ND: _____	_____	-0.300	_____	_____	_____	
				Final: 10.600	10.250	9.700	11.050	11.700	8.250	61.550
				Place: 19	14	18	12*	9	19	19

2019 Men's Regional Championships

Meet Results

Apr 5-7, 2019







Page: 1

Printed: 4/6/2019 8:35 PM

Men / 10 / 16 yrs

Session: SA3

Judge's Signatures







Rank	Num	Name	Gym							AA
1	1040	Nicolas Kuebler	Metropolitan	Diff: 4.400	5.100	4.300	4.800	4.500	4.000	
				Exec: 8.600	9.400	8.600	8.950	8.700	9.300	
				ND: _____	_____	_____	_____	_____	_____	
				Final: 13.000	14.500	12.900	13.750	13.200	13.300	80.650
				Place: 2	1	1T	3	1T	1	1
2	1038	Dante Hays	Metropolitan	Diff: 4.100	3.700	4.000	4.000	3.900	3.500	
				Exec: 9.250	9.300	7.650	9.200	9.300	9.150	
				ND: _____	_____	_____	-0.100	_____	_____	
				Final: 13.350	13.000	11.650	13.100	13.200	12.650	76.950
				Place: 1	3	4	5	1T	3	2
3	1055	Zac Tiderman	OMEGA	Diff: 4.400	3.900	4.100	4.800	3.700	4.400	
				Exec: 8.450	7.300	8.800	9.450	7.000	8.800	
				ND: _____	_____	_____	_____	_____	_____	
				Final: 12.850	11.200	12.900	14.250	10.700	13.200	75.100
				Place: 4	12	1T	1	18	2	3
4	1063	Andrew Layman	Denali Gymnastics	Diff: 3.900	3.100	3.600	5.000	3.500	3.000	
				Exec: 8.800	8.900	8.000	9.000	9.550	8.500	
				ND: _____	_____	_____	_____	_____	_____	
				Final: 12.700	12.000	11.600	14.000	13.050	11.500	74.850
				Place: 5T	5T	5T	2	3	6	4
5	1005	Adam Wolfe	MAC Gymnastics	Diff: 4.000	3.100	3.400	4.000	3.600	3.200	
				Exec: 8.700	8.650	8.150	9.000	9.000	7.900	
				ND: _____	_____	_____	_____	_____	_____	
				Final: 12.700	11.750	11.550	13.000	12.600	11.100	72.700
				Place: 5T	7	7	6	5	9	5
6	1010	Eli Hoberrecht	Black Hills	Diff: 3.600	3.200	2.800	2.400	3.100	3.200	
				Exec: 8.950	9.400	8.950	8.800	9.250	8.700	
				ND: _____	_____	-0.300	_____	_____	_____	
				Final: 12.550	12.600	11.450	11.200	12.350	11.900	72.050
				Place: 7	4	8T	14	7	4	6
7	1018	Xander Agate	Cascade Elite	Diff: 4.000	3.200	3.500	3.200	3.400	2.900	
				Exec: 8.200	8.300	8.100	8.250	9.250	8.800	
				ND: _____	_____	_____	_____	_____	_____	
				Final: 12.200	11.500	11.600	11.450	12.650	11.700	71.100
				Place: 9	10T	5T	13	4	5	7
8	1029	Talon Petterson	Metro Gymnastics	Diff: 3.500	3.100	3.100	2.800	3.000	2.100	
				Exec: 9.400	8.600	8.250	9.150	9.100	8.900	
				ND: _____	_____	_____	_____	_____	_____	
				Final: 12.900	11.700	11.350	11.950	12.100	11.000	71.000
				Place: 3	8	12	10	9	10	8
9	1008	Benjamin Ashlee	Black Hills	Diff: 2.900	3.800	3.300	1.700	3.400	1.800	
				Exec: 8.950	9.450	8.450	9.450	8.750	8.700	
				ND: _____	_____	_____	_____	_____	_____	
				Final: 11.850	13.250	11.750	11.150	12.150	10.500	70.650
				Place: 11T	2	3	15	8	15	9
10	1015	Malakai Gaines	National Academy	Diff: 3.700	3.600	3.200	3.300	3.200	2.900	
				Exec: 8.650	8.050	8.500	8.700	8.700	8.300	
				ND: _____	_____	-0.300	_____	_____	_____	
				Final: 12.350	11.650	11.400	12.000	11.900	11.200	70.500
				Place: 8	9	10T	8T	10	8	10

2019 Men's Regional Championships

Meet Results

Apr 5-7, 2019

Page: 2
 Printed: 4/6/2019 8:35 PM
 Men / 10 / 16 yrs
 Session: SA3







Rank	Num	Name	Gym							AA
11	1016	Ethan Phan	National Academy	Diff: 3.900	4.200	3.500	4.000	4.300	3.200	
				Exec: 6.900	7.800	7.600	9.300	8.250	6.800	
				ND: _____	_____	_____	_____	_____	_____	
				Final: 10.800	12.000	11.100	13.300	12.550	10.000	69.750
				Place: 21	5T	13	4	6	18	11
12	1009	Galen Henriquez	Black Hills	Diff: 3.400	2.900	2.800	1.600	2.700	2.300	
				Exec: 8.050	8.600	8.900	9.100	9.100	8.650	
				ND: _____	_____	-0.300	_____	_____	_____	
				Final: 11.450	11.500	11.400	10.700	11.800	10.950	67.800
				Place: 16	10T	10T	23	11	11T	12
13	1064	Kalen Richardson	Denali Gymnastics	Diff: 3.300	2.800	3.100	2.800	2.400	2.800	
				Exec: 7.750	7.600	7.400	9.350	8.750	8.500	
				ND: _____	_____	_____	_____	_____	_____	
				Final: 11.050	10.400	10.500	12.150	11.150	11.300	66.550
				Place: 18T	17	17T	7	14T	7	13
14	1022	Oliver Lohrentz	Cascade Elite	Diff: 3.100	1.700	2.800	1.600	2.200	1.700	
				Exec: 7.950	9.450	8.000	9.450	9.300	8.600	
				ND: _____	_____	-0.300	_____	_____	_____	
				Final: 11.050	11.150	10.500	11.050	11.500	10.300	65.550
				Place: 18T	13	17T	16	12	16	14
15	1021	Michael James	Cascade Elite	Diff: 2.500	2.400	2.400	2.400	2.700	2.000	
				Exec: 9.350	7.500	8.800	8.600	7.950	8.950	
				ND: _____	_____	-0.300	_____	_____	_____	
				Final: 11.850	9.900	10.900	11.000	10.650	10.950	65.250
				Place: 11T	20	14	17T	19T	11T	15
16	1033	Keegan Eastep	Dynamic	Diff: 3.900	2.300	2.900	3.200	2.600	2.600	
				Exec: 8.100	7.750	7.600	8.300	7.650	8.350	
				ND: _____	_____	-0.300	_____	_____	_____	
				Final: 12.000	10.050	10.200	11.500	10.250	10.950	64.950
				Place: 10	19	19	12	22	11T	16
17	1051	Calvin Tomsic	Mt. Baker Gymnastics	Diff: 3.300	1.700	2.300	2.200	2.600	1.800	
				Exec: 8.000	8.850	8.800	8.800	8.050	8.300	
				ND: _____	_____	-0.300	_____	_____	_____	
				Final: 11.300	10.550	10.800	11.000	10.650	10.100	64.400
				Place: 17	16	15T	17T	19T	17	17
18	1028	Nathan Vezina	OOA	Diff: 3.700	2.900	3.000	3.200	2.600	2.300	
				Exec: 7.900	6.000	6.700	8.800	8.550	8.600	
				ND: _____	_____	-0.300	_____	_____	_____	
				Final: 11.600	8.900	9.400	12.000	11.150	10.900	63.950
				Place: 15	22	22	8T	14T	14	18
19	1048	Conner Shaw	Madison Gymnastics	Diff: 3.200	2.400	2.100	2.200	2.600	2.000	
				Exec: 7.850	7.050	9.000	8.700	7.900	7.600	
				ND: _____	_____	-0.300	_____	_____	_____	
				Final: 11.050	9.450	10.800	10.900	10.500	9.600	62.300
				Place: 18T	21	15T	21T	21	19	19
20	1001	Brennan Kane	MAC Gymnastics	Diff: 3.100	3.000	2.800	2.000	2.800	1.600	
				Exec: 8.600	7.800	7.300	9.000	8.400	5.650	
				ND: _____	_____	-0.300	_____	_____	_____	
				Final: 11.700	10.800	9.800	11.000	11.200	7.250	61.750
				Place: 13T	14	20T	17T	13	23	20

2019 Men's Regional Championships

Meet Results

Apr 5-7, 2019

Page: 3
 Printed: 4/6/2019 8:35 PM
 Men / 10 / 16 yrs
 Session: SA3

Rank	Num	Name	Gym							AA
21	1007	Daniel Zahariev	Oregon Gymnastics	Diff: 2.500	3.000	2.100	1.700	2.400	1.300	
				Exec: 8.200	7.600	8.000	9.200	8.600	6.600	
				ND: _____	_____	-0.300	_____	_____	_____	
				Final: 10.700	10.600	9.800	10.900	11.000	7.900	60.900
				Place: 22	15	20T	21T	16	22	21
22	1057	Conner Fulks	Avant Coeur	Diff: 0.000	0.000	3.300	3.200	3.100	2.300	
				Exec: 0.000	0.000	8.150	8.700	7.750	7.200	
				ND: _____	_____	_____	_____	_____	_____	
				Final: 0.000	0.000	11.450	11.900	10.850	9.500	43.700
				Place: 23	23	8T	11	17	20	22
23	1003	Carson Kopetz	MAC Gymnastics	Diff: 2.600	3.000	0.000	1.800	0.000	1.600	
				Exec: 9.100	7.200	0.000	9.200	0.000	7.200	
				ND: _____	_____	_____	_____	_____	_____	
				Final: 11.700	10.200	0.000	11.000	0.000	8.800	41.700
				Place: 13T	18	23	17T	23	21	23

2019 Men's Regional Championships

Meet Results

Apr 5-7, 2019







Page: 1

Printed: 4/6/2019 8:36 PM

Men / 10 / 15 yrs, 16 yrs

Session: SA3

Judge's Signatures

Rank	Num	Name	Gym							AA
1	1040	Nicolas Kuebler	Metropolitan	Diff: 4.400	5.100	4.300	4.800	4.500	4.000	
				Exec: 8.600	9.400	8.600	8.950	8.700	9.300	
				ND: _____	_____	_____	_____	_____	_____	
				Final: 13.000	14.500	12.900	13.750	13.200	13.300	80.650
				Place: 2	1	1T	3	1T	1	1
2	1038	Dante Hays	Metropolitan	Diff: 4.100	3.700	4.000	4.000	3.900	3.500	
				Exec: 9.250	9.300	7.650	9.200	9.300	9.150	
				ND: _____	_____	_____	-0.100	_____	_____	
				Final: 13.350	13.000	11.650	13.100	13.200	12.650	76.950
				Place: 1	3	8	5	1T	3	2
3	1055	Zac Tiderman	OMEGA	Diff: 4.400	3.900	4.100	4.800	3.700	4.400	
				Exec: 8.450	7.300	8.800	9.450	7.000	8.800	
				ND: _____	_____	_____	_____	_____	_____	
				Final: 12.850	11.200	12.900	14.250	10.700	13.200	75.100
				Place: 4	19T	1T	1	37	2	3
4	1063	Andrew Layman	Denali Gymnastics	Diff: 3.900	3.100	3.600	5.000	3.500	3.000	
				Exec: 8.800	8.900	8.000	9.000	9.550	8.500	
				ND: _____	_____	_____	_____	_____	_____	
				Final: 12.700	12.000	11.600	14.000	13.050	11.500	74.850
				Place: 5T	7T	9T	2	3	7	4
5	1005	Adam Wolfe	MAC Gymnastics	Diff: 4.000	3.100	3.400	4.000	3.600	3.200	
				Exec: 8.700	8.650	8.150	9.000	9.000	7.900	
				ND: _____	_____	_____	_____	_____	_____	
				Final: 12.700	11.750	11.550	13.000	12.600	11.100	72.700
				Place: 5T	10	11	6	5	13T	5
6	1010	Eli Hoberrecht	Black Hills	Diff: 3.600	3.200	2.800	2.400	3.100	3.200	
				Exec: 8.950	9.400	8.950	8.800	9.250	8.700	
				ND: _____	_____	-0.300	_____	_____	_____	
				Final: 12.550	12.600	11.450	11.200	12.350	11.900	72.050
				Place: 7T	6	12T	25	9	4	6
7	1018	Xander Agate	Cascade Elite	Diff: 4.000	3.200	3.500	3.200	3.400	2.900	
				Exec: 8.200	8.300	8.100	8.250	9.250	8.800	
				ND: _____	_____	_____	_____	_____	_____	
				Final: 12.200	11.500	11.600	11.450	12.650	11.700	71.100
				Place: 10T	15T	9T	21T	4	5	7
8	1029	Talon Petterson	Metro Gymnastics	Diff: 3.500	3.100	3.100	2.800	3.000	2.100	
				Exec: 9.400	8.600	8.250	9.150	9.100	8.900	
				ND: _____	_____	_____	_____	_____	_____	
				Final: 12.900	11.700	11.350	11.950	12.100	11.000	71.000
				Place: 3	11	16	12T	12	15T	8
9	1045	Payton Lerwill	Madison Gymnastics	Diff: 3.800	3.100	3.700	2.300	3.300	3.400	
				Exec: 7.200	9.700	8.750	9.300	8.450	8.200	
				ND: _____	_____	-0.300	_____	_____	_____	
				Final: 11.000	12.800	12.150	11.600	11.750	11.600	70.900
				Place: 37	4	5	18	18T	6	9
10	1008	Benjamin Ashlee	Black Hills	Diff: 2.900	3.800	3.300	1.700	3.400	1.800	
				Exec: 8.950	9.450	8.450	9.450	8.750	8.700	
				ND: _____	_____	_____	_____	_____	_____	
				Final: 11.850	13.250	11.750	11.150	12.150	10.500	70.650
				Place: 19T	2	6T	26	11	23T	10

2019 Men's Regional Championships

Meet Results







Apr 5-7, 2019

Page: 2

Printed: 4/6/2019 8:36 PM

Men / 10 / 15 yrs, 16 yrs







Session: SA3

Rank	Num	Name	Gym							AA
11	1015	Malakai Gaines	National Academy	Diff: 3.700	3.600	3.200	3.300	3.200	2.900	
				Exec: 8.650	8.050	8.500	8.700	8.700	8.300	
				ND: _____	_____	-0.300	_____	_____	_____	
				Final: 12.350	11.650	11.400	12.000	11.900	11.200	70.500
				Place: 9	12	14T	10T	15	10T	11
12	1041	Eric Markov	Metropolitan	Diff: 3.200	3.500	3.100	2.400	3.200	2.300	
				Exec: 8.750	9.200	9.150	8.400	8.350	8.800	
				ND: _____	_____	_____	_____	_____	_____	
				Final: 11.950	12.700	12.250	10.800	11.550	11.100	70.350
				Place: 17	5	3T	37	21	13T	12
13	1016	Ethan Phan	National Academy	Diff: 3.900	4.200	3.500	4.000	4.300	3.200	
				Exec: 6.900	7.800	7.600	9.300	8.250	6.800	
				ND: _____	_____	_____	_____	_____	_____	
				Final: 10.800	12.000	11.100	13.300	12.550	10.000	69.750
				Place: 39	7T	18	4	6	31T	13
14T	1049	James Smart	Madison Gymnastics	Diff: 3.500	3.000	2.200	3.200	3.300	2.300	
				Exec: 9.050	8.950	8.350	8.600	8.950	8.500	
				ND: _____	_____	-0.300	_____	_____	_____	
				Final: 12.550	11.950	10.250	11.800	12.250	10.800	69.600
				Place: 7T	9	33	16	10	21	14T
14T	1037	Kyle Bender	Metropolitan	Diff: 3.400	3.400	2.400	2.200	3.100	2.100	
				Exec: 8.600	8.200	8.500	9.200	9.300	9.200	
				ND: _____	_____	_____	_____	_____	_____	
				Final: 12.000	11.600	10.900	11.400	12.400	11.300	69.600
				Place: 15T	13T	20T	23	7T	8T	14T
16	1024	Drake Miesel	Cascade Elite	Diff: 2.800	2.300	3.600	1.700	2.400	2.100	
				Exec: 9.100	9.100	8.950	9.800	9.350	8.400	
				ND: _____	_____	-0.300	_____	_____	_____	
				Final: 11.900	11.400	12.250	11.500	11.750	10.500	69.300
				Place: 18	17	3T	19T	18T	23T	16
17	1054	Gustavin Suess	OMEGA	Diff: 3.800	3.000	3.700	2.800	3.200	3.300	
				Exec: 7.900	8.300	8.050	9.050	8.750	6.900	
				ND: _____	_____	_____	_____	_____	_____	
				Final: 11.700	11.300	11.750	11.850	11.950	10.200	68.750
				Place: 22T	18	6T	15	14	28	17
18	1009	Galen Henriquez	Black Hills	Diff: 3.400	2.900	2.800	1.600	2.700	2.300	
				Exec: 8.050	8.600	8.900	9.100	9.100	8.650	
				ND: _____	_____	-0.300	_____	_____	_____	
				Final: 11.450	11.500	11.400	10.700	11.800	10.950	67.800
				Place: 29	15T	14T	38	17	17T	18
19	1047	Enoch Myers	Madison Gymnastics	Diff: 3.300	2.900	2.100	4.000	2.900	2.700	
				Exec: 8.400	7.600	8.900	8.700	7.900	8.500	
				ND: _____	_____	-0.300	_____	_____	_____	
				Final: 11.700	10.500	10.700	12.700	10.800	11.200	67.600
				Place: 22T	29	26	7	36	10T	19
20	1034	Ty Friedman	Dynamic	Diff: 3.400	3.000	3.000	2.400	3.000	2.000	
				Exec: 8.350	8.000	7.150	9.300	9.000	8.500	
				ND: _____	_____	-0.300	_____	_____	_____	
				Final: 11.750	11.000	9.850	11.700	12.000	10.500	66.800
				Place: 21	24	35	17	13	23T	20

2019 Men's Regional Championships

Meet Results







Apr 5-7, 2019

Rank	Num	Name	Gym							AA
21	1006	Erik Liang	Westside Gymnastics	Diff: 3.700	2.500	2.300	2.200	2.200	2.000	
				Exec: 8.500	8.700	8.800	8.400	8.700	9.000	
				ND: _____	_____	-0.300	_____	_____	_____	
				Final: 12.200	11.200	10.800	10.600	10.900	11.000	66.700
				Place: 10T	19T	22*	39T	34	15T	21
22	1064	Kalen Richardson	Denali Gymnastics	Diff: 3.300	2.800	3.100	2.800	2.400	2.800	
				Exec: 7.750	7.600	7.400	9.350	8.750	8.500	
				ND: _____	_____	_____	_____	_____	_____	
				Final: 11.050	10.400	10.500	12.150	11.150	11.300	66.550
				Place: 31*	30	28T	8	29T	8T	22
23	1011	Ethan Jacobsen	Black Hills	Diff: 2.700	2.200	2.800	2.200	2.800	2.100	
				Exec: 9.350	7.350	8.650	8.250	9.600	8.200	
				ND: _____	_____	-0.300	_____	_____	_____	
				Final: 12.050	9.550	11.150	10.450	12.400	10.300	65.900
				Place: 13T	38	17	41	7T	26T	23
24	1022	Oliver Lohrentz	Cascade Elite	Diff: 3.100	1.700	2.800	1.600	2.200	1.700	
				Exec: 7.950	9.450	8.000	9.450	9.300	8.600	
				ND: _____	_____	-0.300	_____	_____	_____	
				Final: 11.050	11.150	10.500	11.050	11.500	10.300	65.550
				Place: 31T	21T	28T	27T	22T	26T	24
25	1027	Jenson Molebash	OOA	Diff: 3.300	2.200	3.000	2.200	2.900	2.300	
				Exec: 7.750	8.700	7.700	8.850	8.600	8.300	
				ND: _____	_____	-0.300	_____	_____	_____	
				Final: 11.050	10.900	10.400	11.050	11.500	10.600	65.500
				Place: 31*	25	31	27*	22T	22	25
26	1021	Michael James	Cascade Elite	Diff: 2.500	2.400	2.400	2.400	2.700	2.000	
				Exec: 9.350	7.500	8.800	8.600	7.950	8.950	
				ND: _____	_____	-0.300	_____	_____	_____	
				Final: 11.850	9.900	10.900	11.000	10.650	10.950	65.250
				Place: 19T	35	20T	30T	38T	17T	26
27	1014	Ethan Vergara	Black Hills	Diff: 3.000	2.800	3.000	1.600	3.000	2.100	
				Exec: 7.850	8.300	6.900	9.000	8.850	9.100	
				ND: _____	_____	-0.300	_____	_____	_____	
				Final: 10.850	11.100	9.600	10.600	11.850	11.200	65.200
				Place: 38	23	40	39T	16	10T	27
28	1013	Akea Pavel	Black Hills	Diff: 3.200	2.900	2.800	3.200	2.400	2.100	
				Exec: 8.850	6.900	7.950	8.750	8.950	7.400	
				ND: _____	_____	-0.300	_____	_____	_____	
				Final: 12.050	9.800	10.450	11.950	11.350	9.500	65.100
				Place: 13T	36T	30	12T	25	35*	28
29	1033	Keegan Eastep	Dynamic	Diff: 3.900	2.300	2.900	3.200	2.600	2.600	
				Exec: 8.100	7.750	7.600	8.300	7.650	8.350	
				ND: _____	_____	-0.300	_____	_____	_____	
				Final: 12.000	10.050	10.200	11.500	10.250	10.950	64.950
				Place: 15T	34	34	19T	41	17T	29
30	1043	Nathaniel Davis	VEGA	Diff: 3.700	2.400	3.200	3.200	2.500	2.100	
				Exec: 8.000	7.400	7.400	8.900	8.650	7.400	
				ND: _____	_____	_____	_____	_____	_____	
				Final: 11.700	9.800	10.600	12.100	11.150	9.500	64.850
				Place: 22T	36T	27	9	29T	35*	30

2019 Men's Regional Championships

Meet Results







Apr 5-7, 2019

Rank	Num	Name	Gym							AA
31	1020	Ivan Bury	Cascade Elite	Diff: 2.700	2.500	2.600	1.600	2.600	1.800	
				Exec: 8.350	9.100	7.150	9.650	8.600	8.000	
				ND: _____	_____	_____	_____	_____	_____	
				Final: 11.050	11.600	9.750	11.250	11.200	9.800	64.650
				Place: 31T	13T	38	24	26T	33	31
32	1051	Calvin Tomsic	Mt. Baker Gymnastics	Diff: 3.300	1.700	2.300	2.200	2.600	1.800	
				Exec: 8.000	8.850	8.800	8.800	8.050	8.300	
				ND: _____	_____	-0.300	_____	_____	_____	
				Final: 11.300	10.550	10.800	11.000	10.650	10.100	64.400
				Place: 30	28	22*	30T	38T	29T	32
33	1019	Drew Allen	Cascade Elite	Diff: 2.600	1.600	2.600	1.700	2.500	1.700	
				Exec: 8.950	8.500	8.050	9.200	8.700	8.300	
				ND: _____	_____	-0.300	_____	_____	_____	
				Final: 11.550	10.100	10.350	10.900	11.200	10.000	64.100
				Place: 28	33	32	34*	26T	31T	33
34	1000	Jackson Maughan	Emerald City	Diff: 3.600	2.700	2.800	2.300	3.000	2.100	
				Exec: 8.550	5.650	8.500	9.150	7.950	8.000	
				ND: _____	_____	-0.300	_____	_____	_____	
				Final: 12.150	8.350	11.000	11.450	10.950	10.100	64.000
				Place: 12	41	19	21T	33	29T	34
35	1028	Nathan Vezina	OOA	Diff: 3.700	2.900	3.000	3.200	2.600	2.300	
				Exec: 7.900	6.000	6.700	8.800	8.550	8.600	
				ND: _____	_____	-0.300	_____	_____	_____	
				Final: 11.600	8.900	9.400	12.000	11.150	10.900	63.950
				Place: 27	40	41	10T	29T	20	35
36	1017	Caleb Reese	National Academy	Diff: 3.400	3.200	2.600	2.400	3.300	2.100	
				Exec: 7.650	7.950	8.150	7.950	8.150	7.000	
				ND: _____	_____	_____	_____	_____	_____	
				Final: 11.050	11.150	10.750	10.350	11.450	9.100	63.850
				Place: 31T	21T	25	42	24	38	36
37	1048	Conner Shaw	Madison Gymnastics	Diff: 3.200	2.400	2.100	2.200	2.600	2.000	
				Exec: 7.850	7.050	9.000	8.700	7.900	7.600	
				ND: _____	_____	-0.300	_____	_____	_____	
				Final: 11.050	9.450	10.800	10.900	10.500	9.600	62.300
				Place: 31T	39	22T	34T	40	34	37
38	1001	Brennan Kane	MAC Gymnastics	Diff: 3.100	3.000	2.800	2.000	2.800	1.600	
				Exec: 8.600	7.800	7.300	9.000	8.400	5.650	
				ND: _____	_____	-0.300	_____	_____	_____	
				Final: 11.700	10.800	9.800	11.000	11.200	7.250	61.750
				Place: 22T	26	36T	30T	26T	42	38
39	1036	David Thew	Dynamic	Diff: 3.500	1.600	2.300	2.200	2.800	2.100	
				Exec: 7.100	8.650	7.700	8.850	8.900	6.150	
				ND: _____	_____	-0.300	_____	_____	_____	
				Final: 10.600	10.250	9.700	11.050	11.700	8.250	61.550
				Place: 41	31	39	27*	20	40	39
40	1007	Daniel Zahariev	Oregon Gymnastics	Diff: 2.500	3.000	2.100	1.700	2.400	1.300	
				Exec: 8.200	7.600	8.000	9.200	8.600	6.600	
				ND: _____	_____	-0.300	_____	_____	_____	
				Final: 10.700	10.600	9.800	10.900	11.000	7.900	60.900
				Place: 40	27	36T	34*	32	41	40

2019 Men's Regional Championships

Meet Results

Apr 5-7, 2019

Rank	Num	Name	Gym							AA
41	1057	Conner Fulks	Avant Coeur	Diff: 0.000	0.000	3.300	3.200	3.100	2.300	
				Exec: 0.000	0.000	8.150	8.700	7.750	7.200	
				ND:						
				Final: 0.000	0.000	11.450	11.900	10.850	9.500	43.700
				Place: 42	42	12T	14	35	35T	41
42	1003	Carson Kopetz	MAC Gymnastics	Diff: 2.600	3.000	0.000	1.800	0.000	1.600	
				Exec: 9.100	7.200	0.000	9.200	0.000	7.200	
				ND:						
				Final: 11.700	10.200	0.000	11.000	0.000	8.800	41.700
				Place: 22T	32	42	30T	42	39	42

2019 Men's Regional Championships

Meet Results

Apr 5-7, 2019







Page: 1

Printed: 4/6/2019 8:35 PM

Men / 10 / 17-19 yrs

Session: SA3

Judge's Signatures

Rank	Num	Name	Gym	Diff:							AA
1	1046	Zackrey Lerwill	Madison Gymnastics	3.700	4.600	3.500	4.000	3.900	3.500		
				Exec: 9.050	7.600	9.250	9.400	9.200	8.850		
				ND:							
				Final: 12.750	12.200	12.750	13.400	13.100	12.350	76.550	
				Place: 1	5T	3	1	1	1	1	1
2	1039	Adam Kerwin	Metropolitan	3.700	4.100	3.800	3.200	3.900	3.600		
				Exec: 8.900	9.350	7.900	9.100	8.750	8.400		
				ND:							
				Final: 12.600	13.450	11.700	12.300	12.650	12.000	74.700	
				Place: 2	2	8	6	3T	2	2	2
3T	1012	Troy Jenkins Jr	Black Hills	3.900	3.200	3.900	2.800	3.800	3.100		
				Exec: 8.050	7.600	9.350	9.750	9.100	8.800		
				ND:							
				Final: 11.950	10.800	13.250	12.550	12.900	11.900	73.350	
				Place: 9	12	2	5	2	3	3T	3T
3T	1030	Ridley Roelofs	Metro Gymnastics	3.600	3.200	3.400	4.000	3.400	3.300		
				Exec: 8.950	9.250	8.350	8.800	8.800	8.300		
				ND:							
				Final: 12.550	12.450	11.750	12.800	12.200	11.600	73.350	
				Place: 3T	3	7	3	7	4	3T	3T
5	1053	James Friedman	OMEGA	4.300	4.000	4.700	2.800	3.800	3.800		
				Exec: 8.250	8.200	8.600	8.800	8.850	7.200		
				ND:							
				Final: 12.550	12.200	13.300	11.600	12.650	11.000	73.300	
				Place: 3T	5T	1	10	3T	8	5	5
6	1056	Alec Van Pevnage	OMEGA	3.800	3.400	3.400	4.000	3.500	2.500		
				Exec: 7.800	8.900	9.100	9.100	8.850	8.800		
				ND:							
				Final: 11.600	12.300	12.500	13.100	12.350	11.300	73.150	
				Place: 12T	4	4	2	5*	5	6	6
7	1002	Austin Kirk	MAC Gymnastics	3.800	3.400	3.800	3.200	3.500	3.400		
				Exec: 8.350	7.950	8.650	8.550	8.850	7.750		
				ND:							
				Final: 12.150	11.350	12.450	11.750	12.350	11.150	71.200	
				Place: 7T	11	5	7	5*	6	7	7
8	1035	Brody Lusk	Dynamic	4.000	1.700	3.500	4.000	3.600	2.900		
				Exec: 8.450	7.750	7.850	8.700	8.150	7.350		
				ND:		-0.300					
				Final: 12.450	9.450	11.050	12.700	11.750	10.250	67.650	
				Place: 5	16*	11	4	10	11T	8	8
9	1025	Tyler Miesel	Cascade Elite	3.600	3.100	3.600	2.800	2.500	2.600		
				Exec: 8.000	8.350	7.600	7.700	8.900	8.500		
				ND:							
				Final: 11.600	11.450	11.200	10.500	11.400	11.100	67.250	
				Place: 12T	10	10	19T	13	7	9	9
10	1044	Calin Herzoff	Madison Gymnastics	3.300	3.000	2.800	2.200	3.000	2.900		
				Exec: 7.850	9.100	7.850	8.300	8.850	8.050		
				ND:		-0.300					
				Final: 11.150	12.100	10.350	10.500	11.850	10.950	66.900	
				Place: 15	8	13T	19T	8	9	10	10

2019 Men's Regional Championships

Meet Results







Apr 5-7, 2019

Page: 2

Printed: 4/6/2019 8:35 PM

Men / 10 / 17-19 yrs







Session: SA3

Rank	Num	Name	Gym							AA
11	1060	Jacob Walther	Denali Gymnastics	Diff: 3.400	3.200	3.200	2.200	2.300	1.100	
				Exec: 8.800	9.000	7.150	8.800	9.000	7.900	
				ND: _____	_____	_____	_____	_____	_____	
				Final: 12.200	12.200	10.350	11.000	11.300	9.000	66.050
				Place: 6	5T	13T	13*	14T	15	11
12	1062	Bailey Hudson	Denali Gymnastics	Diff: 3.300	2.300	2.500	2.200	2.700	2.800	
				Exec: 8.300	8.150	8.150	8.650	8.850	7.450	
				ND: _____	_____	-0.300	_____	_____	_____	
				Final: 11.600	10.450	10.350	10.850	11.550	10.250	65.050
				Place: 12T	13	13T	15	12	11T	12
13T	1059	Henry Pals	Avant Coeur	Diff: 3.600	2.300	2.900	3.200	3.200	2.400	
				Exec: 8.050	6.450	7.650	8.600	8.450	7.900	
				ND: _____	_____	-0.300	-0.100	_____	_____	
				Final: 11.650	8.750	10.250	11.700	11.650	10.300	64.300
				Place: 11	18	16	8T	11	10	13T
13T	1023	Kisho McDonald	Cascade Elite	Diff: 2.900	2.600	2.200	2.200	2.700	1.600	
				Exec: 8.850	7.100	8.800	8.450	8.600	8.600	
				ND: _____	_____	-0.300	_____	_____	_____	
				Final: 11.750	9.700	10.700	10.650	11.300	10.200	64.300
				Place: 10	15	12	17	14T	13	13T
15	1031	Brian Meier	Mid Columbia	Diff: 3.200	1.700	2.400	3.200	2.500	2.300	
				Exec: 7.500	7.750	7.250	8.500	8.200	7.550	
				ND: _____	_____	-0.300	_____	_____	_____	
				Final: 10.700	9.450	9.350	11.700	10.700	9.850	61.750
				Place: 17	16*	18	8T	17	14	15
16	1058	Kyle Morse	Avant Coeur	Diff: 3.400	2.200	2.800	2.200	2.600	1.900	
				Exec: 7.450	7.800	7.300	8.550	8.400	6.750	
				ND: _____	_____	-0.300	_____	_____	_____	
				Final: 10.850	10.000	9.800	10.750	11.000	8.650	61.050
				Place: 16	14	17	16	16	16	16
17	1052	Jeremiah Smith	AAG	Diff: 3.600	2.300	3.200	2.400	2.300	1.100	
				Exec: 5.750	6.250	4.400	9.100	7.200	7.200	
				ND: _____	_____	-0.300	_____	_____	_____	
				Final: 9.350	8.550	7.300	11.500	9.500	8.300	54.500
				Place: 20	19	19	11	18	17	17
18	1050	Ashton O'Connor	Danik	Diff: 0.000	3.600	3.800	0.000	3.500	0.000	
				Exec: 0.000	8.450	8.400	0.000	8.300	0.000	
				ND: _____	_____	_____	_____	_____	_____	
				Final: 0.000	12.050	12.200	0.000	11.800	0.000	36.050
				Place: 21*	9	6	21*	9	18*	18
19	1032	Elijah Saba	Mid Columbia	Diff: 3.000	2.500	0.000	2.200	0.000	0.000	
				Exec: 6.600	5.550	0.000	8.800	0.000	0.000	
				ND: _____	_____	_____	_____	_____	_____	
				Final: 9.600	8.050	0.000	11.000	0.000	0.000	28.650
				Place: 19	20	20*	13*	19*	18*	19
20	1026	Luka Stone	Cascade Elite	Diff: 0.000	4.600	3.100	0.000	0.000	0.000	
				Exec: 0.000	9.500	8.150	0.000	0.000	0.000	
				ND: _____	_____	_____	_____	_____	_____	
				Final: 0.000	14.100	11.250	0.000	0.000	0.000	25.350
				Place: 21*	1	9	21*	19*	18*	20

2019 Men's Regional Championships

Meet Results

Apr 5-7, 2019

Rank	Num	Name	Gym							AA
21	1004	Caleb Martindale	MAC Gymnastics	Diff: 3.500	0.000	0.000	2.200	0.000	0.000	
				Exec: 8.650	0.000	0.000	8.850	0.000	0.000	
				ND:						
				Final: 12.150	0.000	0.000	11.050	0.000	0.000	23.200
				Place: 7T	21*	20*	12	19*	18*	21
22	1061	Clayton Venhaus	Pacific Rim	Diff: 3.700	0.000	0.000	2.200	0.000	0.000	
				Exec: 6.150	0.000	0.000	8.350	0.000	0.000	
				ND:						
				Final: 9.850	0.000	0.000	10.550	0.000	0.000	20.400
				Place: 18	21*	20*	18	19*	18*	22

2019 Men's Regional Championships

Meet Results







Apr 5-7, 2019

Page: 1
Printed: 4/6/2019 12:37:48 PM

Men / J1 / 11-14 yrs

Session: SA1

Judge's Signatures







Rank	Num	Name	Gym							AA
1	2119	Jaden Lerwill	Madison Gymnastics	Diff: 2.500	2.300	2.100	2.200	2.200	2.100	
				Exec: 9.200	8.800	9.450	7.950	9.550	8.150	
				ND:						
				Final: 11.700	11.100	11.550	10.150	11.750	10.250	66.500
				Place: 1	1	1	12*	1	2	1
2	2126	Jose Tarrillo	Madison Gymnastics	Diff: 2.200	2.200	2.100	2.200	2.100	1.600	
				Exec: 9.450	8.700	9.350	7.950	9.100	8.700	
				ND:						
				Final: 11.650	10.900	11.450	10.150	11.200	10.300	65.650
				Place: 2	4	2	12*	4	1	2
3	2125	Shay Meseck-Schick	SGA (Columbia City)	Diff: 2.300	1.700	2.100	1.700	2.100	1.600	
				Exec: 9.000	8.850	8.400	9.650	9.250	8.350	
				ND:						
				Final: 11.300	10.550	10.500	11.350	11.350	9.950	65.000
				Place: 3*	6	10	1	3	5	3
4	2120	Peter Smart	Madison Gymnastics	Diff: 2.300	2.200	2.100	2.400	2.100	1.100	
				Exec: 9.000	8.850	8.950	8.550	9.300	7.700	
				ND:						
				Final: 11.300	11.050	11.050	10.950	11.400	8.800	64.550
				Place: 3*	2	4T	2	2	12T	4
5	2117	Hunter Smith	Metropolitan	Diff: 2.400	2.200	2.200	2.200	2.500	2.100	
				Exec: 8.800	8.750	8.400	8.450	8.550	7.600	
				ND:						
				Final: 11.200	10.950	10.600	10.650	11.050	9.700	64.150
				Place: 7	3	9	7	5	6T	5
6	2100	Ryan Cherenzia	Emerald City	Diff: 2.300	2.100	2.100	1.600	2.100	1.600	
				Exec: 8.250	8.000	8.600	9.250	8.850	8.450	
				ND:						
				Final: 10.550	10.100	10.700	10.850	10.950	10.050	63.200
				Place: 11	10	6*	4	7*	4	6
7	2122	Daniel Fryling	Avant Coeur	Diff: 2.200	2.200	2.100	1.700	2.100	1.600	
				Exec: 8.450	8.000	8.550	9.200	8.850	8.050	
				ND:						
				Final: 10.650	10.200	10.650	10.900	10.950	9.650	63.000
				Place: 10	9	8	3	7*	8	7
8	2116	Charles Rogan	Metropolitan	Diff: 2.100	1.700	2.100	1.600	2.400	2.100	
				Exec: 8.400	8.600	9.050	9.150	8.300	7.150	
				ND:						
				Final: 10.500	10.300	11.150	10.750	10.700	9.250	62.650
				Place: 12	8	3	6	11	11	8
9	2114	Samuel Pennington	Metropolitan	Diff: 2.400	1.700	2.400	1.600	1.900	1.600	
				Exec: 8.400	8.900	8.650	9.000	7.600	8.100	
				ND:						
				Final: 10.800	10.600	11.050	10.600	9.500	9.700	62.250
				Place: 8	5	4T	8	13	6T	9
10	2101	Jake Leiter	Emerald City	Diff: 2.300	2.100	2.100	1.600	2.100	1.600	
				Exec: 8.000	8.300	8.600	9.200	8.800	7.200	
				ND:						
				Final: 10.300	10.400	10.700	10.800	10.900	8.800	61.900
				Place: 14	7	6*	5	9	12T	10

2019 Men's Regional Championships

Meet Results

Apr 5-7, 2019

Page: 2
 Printed: 4/6/2019 12:37:48 PM
 Men / J1 / 11-14 yrs
 Session: SA1

Rank	Num	Name	Gym							AA
11	2124	Cruz Rodebaugh	Avant Coeur	Diff: 2.100 Exec: 9.200 ND: Final: 11.300 Place: 3T	1.700 7.950	2.100 7.850	1.600 8.850	2.100 8.700	1.100 8.250	61.500 11
12	2113	Jason Bell	Metropolitan	Diff: 2.500 Exec: 7.850 ND: Final: 10.350 Place: 13	2.200 6.900	2.500 7.800	2.200 7.850	2.500 8.500	2.100 8.100	61.000 12
13	2106	Carl Bitney	Bitterroot	Diff: 2.500 Exec: 8.800 ND: Final: 11.300 Place: 3T	1.000 7.600	2.100 8.000	1.800 8.450	2.200 7.750	1.600 8.000	59.800 13
14	2110	Zachary Klein	Metro Gymnastics	Diff: 2.100 Exec: 8.650 ND: Final: 10.750 Place: 9	1.600 8.400	2.100 8.200	1.600 8.800	0.000 0.000	0.000 0.000	41.450 14

2019 Men's Regional Championships

Meet Results







Apr 5-7, 2019

Page: 1
Printed: 4/6/2019 12:37:55 PM

Men / J1 / 15-18 yrs

Session: SA1

Judge's Signatures







Rank	Num	Name	Gym							AA
1	2105	Aaron Xanthos	Oregon Gymnastics	Diff: 2.600	2.600	2.300	2.400	2.200	2.200	
				Exec: 9.200	9.100	8.500	8.750	9.100	9.050	
				ND:						
				Final: 11.800	11.700	10.800	11.150	11.300	11.250	68.000
				Place: 1	1	2T	3	2	1	1
2	2112	Ty Phillips	Dynamic	Diff: 2.600	2.200	2.300	3.200	2.400	1.600	
				Exec: 8.350	8.200	8.150	8.850	8.850	8.850	
				ND:						
				Final: 10.950	10.400	10.450	12.050	11.250	10.450	65.550
				Place: 6	6	6T	1	3T	3	2
3	2102	Eli Long	MAC Gymnastics	Diff: 2.200	1.600	2.100	2.000	2.100	1.700	
				Exec: 9.200	9.000	8.950	9.450	9.000	7.050	
				ND:						
				Final: 11.400	10.600	11.050	11.450	11.100	8.750	64.350
				Place: 2	5	1	2	6	10	3
4	2108	Jacob Hall	Bainbridge Is.	Diff: 2.200	2.100	2.100	1.600	2.200	2.100	
				Exec: 8.900	8.000	8.100	9.100	8.800	8.400	
				ND:						
				Final: 11.100	10.100	10.200	10.700	11.000	10.500	63.600
				Place: 5	11	8	8	7	2	4
5	2202	Mateo Austin	SGA (Ballard)	Diff: 2.300	2.100	2.200	1.600	2.200	1.600	
				Exec: 9.000	8.600	8.450	9.050	7.800	8.350	
				ND:						
				Final: 11.300	10.700	10.650	10.650	10.000	9.950	63.250
				Place: 3	3T	5	9	10*	5	5
6	2115	Sam Rawlins	Metropolitan	Diff: 2.400	2.200	2.100	1.600	2.000	1.600	
				Exec: 8.000	8.050	8.600	8.700	9.150	8.600	
				ND:						
				Final: 10.400	10.250	10.700	10.300	11.150	10.200	63.000
				Place: 10	9	4	11*	5	4	6
7	2109	Terrance Jordan	Metro Gymnastics	Diff: 2.200	2.100	2.100	1.600	2.100	1.600	
				Exec: 8.300	8.900	7.750	8.700	9.400	7.800	
				ND:						
				Final: 10.500	11.000	9.850	10.300	11.500	9.400	62.550
				Place: 9	2	9	11*	1	7	7
8	2121	Tate Sayers	North Coast	Diff: 2.500	2.200	2.400	2.000	2.200	1.600	
				Exec: 8.750	8.150	7.000	9.100	9.050	7.250	
				ND:						
				Final: 11.250	10.350	9.400	11.100	11.250	8.850	62.200
				Place: 4	7T	10	4	3T	9	8
9	2123	Brayden Hoyt	Avant Coeur	Diff: 2.300	1.700	2.100	1.700	1.900	1.100	
				Exec: 8.300	8.650	7.250	9.350	8.350	8.350	
				ND:						
				Final: 10.600	10.350	9.350	11.050	10.250	9.450	61.050
				Place: 8	7T	11	5	9	6	9
10	2107	Ryan Harding	National Academy	Diff: 2.200	2.200	2.100	1.600	2.200	1.600	
				Exec: 8.050	8.500	8.350	8.750	7.800	6.700	
				ND:						
				Final: 10.250	10.700	10.450	10.350	10.000	8.300	60.050
				Place: 11	3T	6T	10	10*	11	10

2019 Men's Regional Championships

Meet Results

Apr 5-7, 2019







Page: 2
 Printed: 4/6/2019 12:37:56 PM
 Men / J1 / 15-18 yrs
 Session: SA1

Rank	Num	Name	Gym							AA
11	2104	David Nowell	Oregon Gymnastics	Diff: 2.300	2.100	0.600	1.600	2.100	1.100	
				Exec: 7.850	7.350	8.250	9.250	7.300	8.150	
				ND:						
				Final: 10.150	9.450	8.850	10.850	9.400	9.250	57.950
				Place: 12	12	12	6T	12	8	11
12	2103	Anthony Fruscella	Oregon Gymnastics	Diff: 2.300	1.200	2.200	2.200	2.200	0.000	
				Exec: 8.500	9.000	8.600	8.750	8.250	0.000	
				ND:			-0.100			
				Final: 10.800	10.200	10.800	10.850	10.450	0.000	53.100
				Place: 7	10	2T	6T	8	12	12

2019 Men's Regional Championships

Meet Results

Apr 5-7, 2019

Rank	Num	Name	Gym							AA
1T	2200	Jason Putnam	Oregon Gymnastics	Diff: 0.700	2.200	0.600	1.600	0.500	0.600	
				Exec: 8.800	8.600	8.050	8.950	8.100	6.300	
				ND:						
				Final: 9.500	10.800	8.650	10.550	8.600	6.900	55.000
				Place: 1	1	1	1	2	2	1T
1T	2201	Jon Davis	Salem Gymnastics	Diff: 0.700	0.700	0.600	1.600	0.600	0.600	
				Exec: 7.700	7.500	7.850	8.850	8.900	9.400	
				ND:						
				Final: 8.400	8.200	8.450	10.450	9.500	10.000	55.000
				Place: 2	2	2	2	1	1	1T

2019 Men's Regional Championships

Meet Results







Apr 5-7, 2019

Page: 1
Printed: 4/6/2019 12:38:09 PM

Men / J2 / 15-18 yrs

Session: SA1

Judge's Signatures

Rank	Num	Name	Gym							AA
1	2204	Kieran Richardson	Denali Gymnastics	Diff: 0.600	0.500	0.600	1.600	0.600	0.600	
				Exec: 8.950	7.000	7.950	8.850	8.950	9.150	
				ND:						
				Final: 9.550	7.500	8.550	10.450	9.550	9.750	55.350
				Place: 1	2	2	2	1	1	1
2	2203	Abe Lafayette	Denali Gymnastics	Diff: 0.600	0.500	0.600	2.200	0.500	0.500	
				Exec: 6.800	7.500	8.050	8.650	7.100	8.300	
				ND:						
				Final: 7.400	8.000	8.650	10.850	7.600	8.800	51.300
				Place: 2	1	1	1	2	2	2

2019 Men's Regional Championships

Meet Results







Apr 5-7, 2019

Page: 1
Printed: 4/6/2019 12:38:15 PM

Men / O / All Ages

Session: SA1

Judge's Signatures

Rank	Num	Name	Gym							AA
1	2111	Max Spiess	Metro Gymnastics	Diff: 0.100	0.000	0.100	0.100	0.000	0.000	
				Exec: 8.200	0.000	8.400	9.350	0.000	0.000	
				ND:						
				Final: 8.300	0.000	8.500	9.450	0.000	0.000	26.250
				Place: 1	0	1	1	0	0	1