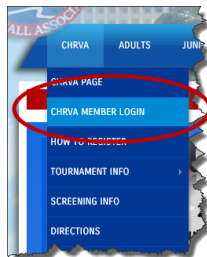


2019 – 2020 CHRVA Certification Process

Junior Player Work Team Training



1. You **MUST** be a current member of the [Chesapeake Region Volleyball Association \(CHRVA\)](http://www.chrva.org)
 - a) Go to the CHRVA website (www.chrva.org)
NOTE: Some versions of Internet Explorer are not compatible with the website. Try Firefox or Safari
 - b) select 'CHRVA MEMBER LOGIN' to log in



- i. If you are new to the region then select "Request A Login" 1
- ii. If you were a CHRVA member last season, select "Renew Membership" 2
- iii. If you have already registered, you may log-in 3



2. There is **ONE** "registration" to perform **no later than March 1, 2020:**
 - To register for the work team training

- a) Once logged in to the CHRVA website on the left hand toolbar under "USA Volleyball Events-> Region Clinics" select "Region Ref/Score Clinics"



- b) Complete all the steps for each of the following registrations. You will see a list of certifications under "USA Volleyball Events."

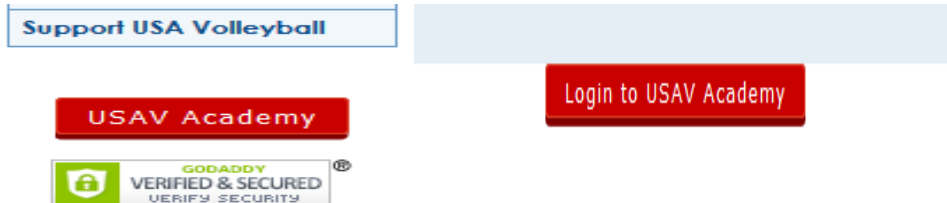
- To register for the work team training select “Register” to the right of the “CH20_203 CH Junior Player Work Team”
- c) When you click on register you will see the “Registration Confirmation” screen and will be provided a link to login to “USA Volleyball Academy”



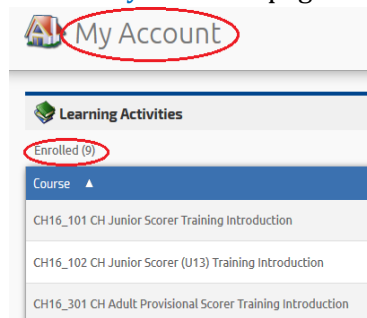
- d) You will also receive an e-mail confirming your registration to the on-line training.



3. All clinics are now accessed via Webpoint. To log-in to USA Volleyball Academy from WebPoint, click on either the “USAV Academy” button on the left or the “Login to USAV Academy” button in the middle, both on the Member Home screen (your WebPoint user/password will be used automatically):.






- a) Once logged in you will ONLY see the training you have registered for under “Learning Activities” on the “My Account” page :



- b) Click on the green “Go” sign in the View column to reveal the description and learning activities for each module.
- c) To launch the course click on the “Go” icon in the Action column.

- d) When you have completed each of the courses the Progress bar will display fully green and a green check mark will show at the beginning of the course title:



Learning Activities			
Course	Due Date	Progress	View
✓ CH19_999 CH19 Chesapeake Region Officiating Overview	-		
✓ US19_102q Junior Second Referee (w/quiz)	-		

- 4. This course does NOT lead to a certification but any player or person who plans on working as a line judge or R2 referee should complete this training.**
-