



Date: _____ Start Time: _____

Location: _____ Court: _____

1st Referee: _____ Initial: _____

Team Names

Circle Set 1 Set 2 Set 3 Set 4 Set 5

Home		V / JV					
Visitor		V / JV					

LIBERO #

TEAM _____

Service Order	Starting Player	Substitutions (write # of player number entering)	Service order & TEAM EXIT SCORE (tic # in small box on 1st serve)				
			Rd 1	Rd 2	Rd 3	Rd 4	Rd 5
I							
II							
III							
IV							
V							
VI							

SUBS 1 2 3 4 5 6 7 8 9 10 11 12 13 14 15 16 17 18

SET # 1 2 3 4 5

← Serve (circle) →

1	13	25
2	14	26
3	15	27
4	16	28
5	17	29
6	18	30
7	19	31
8	20	32
9	21	33
10	22	34
11	23	35
12	24	36

TEAM POINTS

TIME OUTS

1 : _____

2 : _____

LIBERO #

TEAM _____

Service Order	Starting Player	Substitutions (write # of player number entering)	Service order & TEAM EXIT SCORE (tic # in small box on 1st serve)				
			Rd 1	Rd 2	Rd 3	Rd 4	Rd 5
I							
II							
III							
IV							
V							
VI							

SUBS 1 2 3 4 5 6 7 8 9 10 11 12 13 14 15 16 17 18

Step 1 - Upon arrival to the scoring table

Complete date, time, location, court # (tournaments only) plus Home/Visiting teams and level of play. (1st Referee will write their own name and initial after the match)

Step 2 - After the coin toss is completed

Once team sides are known, write them on appropriate left and right sides (as you look out at the court) . Circle the set number and also which side will serve

Step 3 - When line-ups are turned in

Copy the service order into the "Starting Player" boxes. Add the libero's # into the triangle. Complete this for both sides, ensuring the correct teams goes on each side

Start of the Game

LIBERO PLAYER - may enter at the start of the match. **Libero exchanges are NOT marked on the scoresheet (They are ONLY recorded on the libero tracking sheet)**

SERVING - a team must serve in the proper order.

The small number in the top left corner of the "Service Order and TEAM exit scores" will assist with this

When a player serves for the 1st time, slash through the small top left box.

If the serving team wins the point - slash their next point TEAM POINTS area

When the RECEIVING TEAM WINS the rally (the serving team loses):

- 1 - In the server's large box, write in the TEAM EXIT SCORE
- 2 - Slash the next point for the opponents (as you move to their side of the score sheet)
- 3 - Check who should serve next using the top most small box that is not checked

REPEAT this process for the duration of the match. Move to Round 2 after all the small #1 boxes are used

The LIBERO may only serve in ONE position. Using a triangle in the in the "Service Order" identifies this position (If the LIBERO serves in a 2nd position, it is a fault and penalized the same as having a wrong server)



SUBSTITUTIONS - each team is allowed 18 substitutions. (Libero exchanges are "replacements" and do not count as subs)

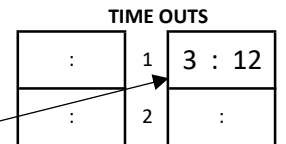
Write the # of the player entering to the RIGHT of the player # who is being replaced. (In this example, #4 is being replaced by #2)

Additionally, in the SUBS section at the bottom, slash the next number (In this example, this is their 3rd team sub)

TIME OUTS - each team gets 2 time outs per set.

When taken, put their score in first and the opponents score 2nd.

(Example - the team on our right calls a TO while down 3 pts to 12)



Service Order	Starting Player	Substitutions (write # of player number entering)
I	4	2

SUBS ~~1~~ ~~2~~ ~~3~~ 4 5 6 7 8 9 10

NOTE: Multiple players may substitute into the same "Service order" position. However, once a player has entered, they may only return within the same "Service order" position (I, II, III, IV, V or VI)



Date: _____ Start Time: _____

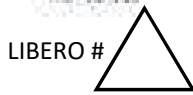
Location: _____ Court: _____

1st Referee: _____ Initial: _____

Team Names

Circle Set 1 Set 2 Set 3 Set 4 Set 5

Home		V / JV					
Visitor		V / JV					



LIBERO # _____ TEAM _____

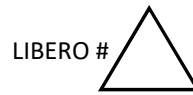
Service Order	Starting Player	Substitutions (write # of player number entering)	Service order & TEAM EXIT SCORE (tic # in small box on 1st serve)				
			Rd 1	Rd 2	Rd 3	Rd 4	Rd 5
I							
II							
III							
IV							
V							
VI							

SET # ① 2 3 4 5
← Serve (circle) →

1	13	25
2	14	26
3	15	27
4	16	28
5	17	29
6	18	30
7	19	31
8	20	32
9	21	33
10	22	34
11	23	35
12	24	36

TIME OUTS

:	1	:
:	2	:



LIBERO # _____ TEAM _____

Service Order	Starting Player	Substitutions (write # of player number entering)	Service order & TEAM EXIT SCORE (tic # in small box on 1st serve)				
			Rd 1	Rd 2	Rd 3	Rd 4	Rd 5
I							
II							
III							
IV							
V							
VI							

SUBS 1 2 3 4 5 6 7 8 9 10 11 12 13 14 15 16 17 18

Step 1 - Upon arrival to the scoring table

Complete date, time, location, court # (tournaments only) plus Home/Visiting teams and level of play. (1st Referee will write their own name and initial after the match)

Step 2 - After the coin toss is completed

Once team sides are known, write them on appropriate left and right sides (as you look out at the court) . Circle the set number and also which side will serve

Step 3 - When line-ups are turned in

Copy the service order into the "Starting Player" boxes. Add the libero's # into the triangle. Complete this for both sides, ensuring the correct teams goes on each side

Start of the Game

LIBERO PLAYER - may enter at the start of the match. **Libero exchanges are NOT marked on the scoresheet (They are ONLY recorded on the libero tracking sheet)**

SERVING - a team must serve in the proper order.

The small number in the top left corner of the "Service Order and TEAM exit scores" will assist with this

When a player serves for the 1st time, slash through the small top left box.

If the serving team wins the point - slash their next point TEAM POINTS area

When the RECEIVING TEAM WINS the rally (the serving team loses):

- 1 - In the server's large box, write in the TEAM EXIT SCORE
- 2 - Slash the next point for the opponents (as you move to their side of the score sheet)
- 3 - Check who should serve next using the top most small box that is not checked

REPEAT this process for the duration of the match. Move to Round 2 after all the small #1 boxes are used

The LIBERO may only serve in ONE position. Using a triangle in the in the "Service Order" identifies this position (If the LIBERO serves in a 2nd position, it is a fault and penalized the same as having a wrong server)



In this example the TEAM EXIT SCORE is 5 points (= total # of TEAM POINTS)

TIME OUTS - each team gets 2 time outs per set.

When taken, put their score in first and the opponents score 2nd.

(Example - the team on our right calls a TO while down 3 pts to 12)

TIME OUTS

:	1	3 : 12
:	2	:

SUBSTITUTIONS - each team is allowed 18 substitutions. (Libero exchanges are "replacements" and do not count as subs)

Write the # of the player entering to the RIGHT of the player # who is being replaced. (In this example, #4 is being replaced by #2)

Additionally, in the SUBS section at the bottom, slash the next number (In this example, this is their 3rd team sub)

Service Order	Starting Player	Substitutions (write # of player number entering)
I	4	2

SUBS 1 2 3 4 5 6 7 8 9 10

NOTE: Multiple players may substitute into the same "Service order" position. However, once a player has entered, they may only return within the same "Service order" position (I, II, III, IV, V or VI)



Circle match level : JV or Varsity

LIBERO # TEAM _____

Service Order Starting Player Substitutions (write # of player number entering) Service order & TEAM EXIT SCORE (tic # in small box on 1st serve)

					Rd 1	Rd 2	Rd 3	Rd 4	Rd 5
I					1	2	3	4	5
II					1	2	3	4	5
III					1	2	3	4	5
IV					1	2	3	4	5
V					1	2	3	4	5
VI					1	2	3	4	5

SUBS 1 2 3 4 5 6 7 8 9 10 11 12 13 14 15 16 17 18

SET # 1 2 3 4 5
(circle set # and serving team)

← Serve →

1	13	25
2	14	26
3	15	27
4	16	28
5	17	29
6	18	30
7	19	31
8	20	32
9	21	33
10	22	34
11	23	35
12	24	36

TEAM POINTS

TIME OUTS

1 : _____

2 : _____

LIBERO # TEAM _____

Service Order Starting Player Substitutions (write # of player number entering) Service order & TEAM EXIT SCORE (tic # in small box on 1st serve)

					Rd 1	Rd 2	Rd 3	Rd 4	Rd 5
I					1	2	3	4	5
II					1	2	3	4	5
III					1	2	3	4	5
IV					1	2	3	4	5
V					1	2	3	4	5
VI					1	2	3	4	5

SUBS 1 2 3 4 5 6 7 8 9 10 11 12 13 14 15 16 17 18

LIBERO # TEAM _____

Service Order Starting Player Substitutions (write # of player number entering) Service order & TEAM EXIT SCORE (tic # in small box on 1st serve)

					Rd 1	Rd 2	Rd 3	Rd 4	Rd 5
I					1	2	3	4	5
II					1	2	3	4	5
III					1	2	3	4	5
IV					1	2	3	4	5
V					1	2	3	4	5
VI					1	2	3	4	5

SUBS 1 2 3 4 5 6 7 8 9 10 11 12 13 14 15 16 17 18

SET # 1 2 3 4 5
(circle set # and serving team)

← Serve →

1	13	25
2	14	26
3	15	27
4	16	28
5	17	29
6	18	30
7	19	31
8	20	32
9	21	33
10	22	34
11	23	35
12	24	36

TEAM POINTS

TIME OUTS

1 : _____

2 : _____

LIBERO # TEAM _____

Service Order Starting Player Substitutions (write # of player number entering) Service order & TEAM EXIT SCORE (tic # in small box on 1st serve)

					Rd 1	Rd 2	Rd 3	Rd 4	Rd 5
I					1	2	3	4	5
II					1	2	3	4	5
III					1	2	3	4	5
IV					1	2	3	4	5
V					1	2	3	4	5
VI					1	2	3	4	5

SUBS 1 2 3 4 5 6 7 8 9 10 11 12 13 14 15 16 17 18



Circle match level : JV or Varsity

LIBERO # TEAM _____

Service Order Starting Player Substitutions (write # of player number entering) Service order & TEAM EXIT SCORE (tic # in small box on 1st serve) Rd 1 Rd 2 Rd 3 Rd 4 Rd 5

I					1	2	3	4	5
II					1	2	3	4	5
III					1	2	3	4	5
IV					1	2	3	4	5
V					1	2	3	4	5
VI					1	2	3	4	5

SUBS 1 2 3 4 5 6 7 8 9 10 11 12 13 14 15 16 17 18

SET # 1 2 3 4 5
(circle set # and serving team)

← Serve →

1	13	25
2	14	26
3	15	27
4	16	28
5	17	29
6	18	30
7	19	31
8	20	32
9	21	33
10	22	34
11	23	35
12	24	36

TEAM POINTS

TIME OUTS

:	1	:
:	2	:

LIBERO # TEAM _____

Service Order Starting Player Substitutions (write # of player number entering) Service order & TEAM EXIT SCORE (tic # in small box on 1st serve) Rd 1 Rd 2 Rd 3 Rd 4 Rd 5

I					1	2	3	4	5
II					1	2	3	4	5
III					1	2	3	4	5
IV					1	2	3	4	5
V					1	2	3	4	5
VI					1	2	3	4	5

SUBS 1 2 3 4 5 6 7 8 9 10 11 12 13 14 15 16 17 18

LIBERO # TEAM _____

Service Order Starting Player Substitutions (write # of player number entering) Service order & TEAM EXIT SCORE (tic # in small box on 1st serve) Rd 1 Rd 2 Rd 3 Rd 4 Rd 5

I					1	2	3	4	5
II					1	2	3	4	5
III					1	2	3	4	5
IV					1	2	3	4	5
V					1	2	3	4	5
VI					1	2	3	4	5

SUBS 1 2 3 4 5 6 7 8 9 10 11 12 13 14 15 16 17 18

SET # 1 2 3 4 5
(circle set # and serving team)

← Serve →

1	13	25
2	14	26
3	15	27
4	16	28
5	17	29
6	18	30
7	19	31
8	20	32
9	21	33
10	22	34
11	23	35
12	24	36

TEAM POINTS

TIME OUTS

:	1	:
:	2	:

LIBERO # TEAM _____

Service Order Starting Player Substitutions (write # of player number entering) Service order & TEAM EXIT SCORE (tic # in small box on 1st serve) Rd 1 Rd 2 Rd 3 Rd 4 Rd 5

I					1	2	3	4	5
II					1	2	3	4	5
III					1	2	3	4	5
IV					1	2	3	4	5
V					1	2	3	4	5
VI					1	2	3	4	5

SUBS 1 2 3 4 5 6 7 8 9 10 11 12 13 14 15 16 17 18



Circle match level : JV or Varsity

LIBERO # TEAM _____

Service Order Starting Player Substitutions (write # of player number entering) Service order & TEAM EXIT SCORE (tic # in small box on 1st serve) Rd 1 Rd 2 Rd 3 Rd 4 Rd 5

I					1	2	3	4	5
II					1	2	3	4	5
III					1	2	3	4	5
IV					1	2	3	4	5
V					1	2	3	4	5
VI					1	2	3	4	5

SUBS 1 2 3 4 5 6 7 8 9 10 11 12 13 14 15 16 17 18

SET # 1 2 3 4 5
(circle set # and serving team)

← Serve →

1	13	25
2	14	26
3	15	27
4	16	28
5	17	29
6	18	30
7	19	31
8	20	32
9	21	33
10	22	34
11	23	35
12	24	36

T
E
A
M

P
O
I
N
T
S

TIME OUTS

:	1	:
:	2	:

LIBERO # TEAM _____

Service Order Starting Player Substitutions (write # of player number entering) Service order & TEAM EXIT SCORE (tic # in small box on 1st serve) Rd 1 Rd 2 Rd 3 Rd 4 Rd 5

I					1	2	3	4	5
II					1	2	3	4	5
III					1	2	3	4	5
IV					1	2	3	4	5
V					1	2	3	4	5
VI					1	2	3	4	5

SUBS 1 2 3 4 5 6 7 8 9 10 11 12 13 14 15 16 17 18

LIBERO # TEAM _____

Service Order Starting Player Substitutions (write # of player number entering) Service order & TEAM EXIT SCORE (tic # in small box on 1st serve) Rd 1 Rd 2 Rd 3 Rd 4 Rd 5

I					1	2	3	4	5
II					1	2	3	4	5
III					1	2	3	4	5
IV					1	2	3	4	5
V					1	2	3	4	5
VI					1	2	3	4	5

SUBS 1 2 3 4 5 6 7 8 9 10 11 12 13 14 15 16 17 18

SET # 1 2 3 4 5
(circle set # and serving team)

← Serve →

1	13	25
2	14	26
3	15	27
4	16	28
5	17	29
6	18	30
7	19	31
8	20	32
9	21	33
10	22	34
11	23	35
12	24	36

T
E
A
M

P
O
I
N
T
S

TIME OUTS

:	1	:
:	2	:

LIBERO # TEAM _____

Service Order Starting Player Substitutions (write # of player number entering) Service order & TEAM EXIT SCORE (tic # in small box on 1st serve) Rd 1 Rd 2 Rd 3 Rd 4 Rd 5

I					1	2	3	4	5
II					1	2	3	4	5
III					1	2	3	4	5
IV					1	2	3	4	5
V					1	2	3	4	5
VI					1	2	3	4	5

SUBS 1 2 3 4 5 6 7 8 9 10 11 12 13 14 15 16 17 18