


TritonFootball.com

Sports Engine **Player** Registration Guide



Welcome to TritonFootball.com, our Sports Engine–powered website for team information, registration and communication.

This guide will help you through the **player** (and parent) website communication registration process.

Note: This registration is for TritonFootball.com. You will also need to complete the Athletic Clearance process and register for Football through San Clemente High School.

Sports Engine Registration Guide

Creating a Sports Engine Account

Sports Engine is designed to have parents register their players, meaning that the master account should be the parent and each player should be a “Household Member”. Players can each have their own email address and cell phone number.

Team communications will go to the email address of both the player and the Guardian(s) (you can have multiple Guardians per player and up to two email addresses per Guardian).



Creating an account is easy. Just click “Create an Account” when prompted and follow the instructions. If you already have a Sports Engine Account from past sport registrations (Pop Warner Football, for example), simply Sign In.

The email address you use to log in will be the primary email address receiving messages for your player(s). You will have an opportunity to add additional household members to your account after registering.

Fill in the requested information and click “Sign Up.”



Welcome! Let's create an account.

Email Address

First Name

Last Name

Password

Password must be at least 8 characters and include one uppercase letter, one lowercase letter, and one number or symbol.

Select if you are a Canadian resident

Date of Birth

Month Day Year

Required to comply with the Children's Online Privacy Act and other age-related restrictions.

By creating an account you acknowledge and agree that your use of our platform is subject to the SportsEngine [Terms of Use](#) and [Privacy Policy - New](#). Use of websites is subject to that site's Privacy Policy and Terms of Use.

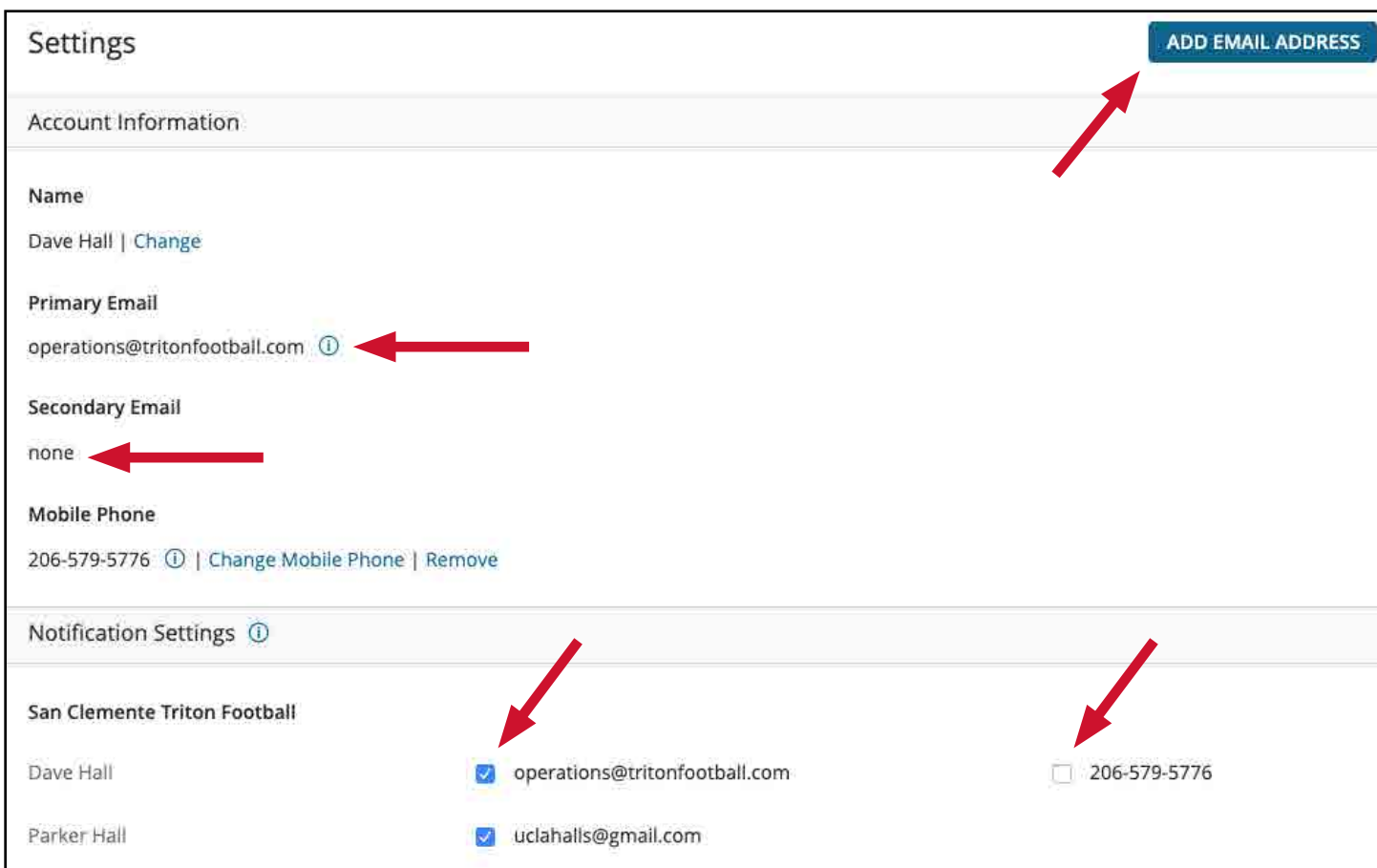
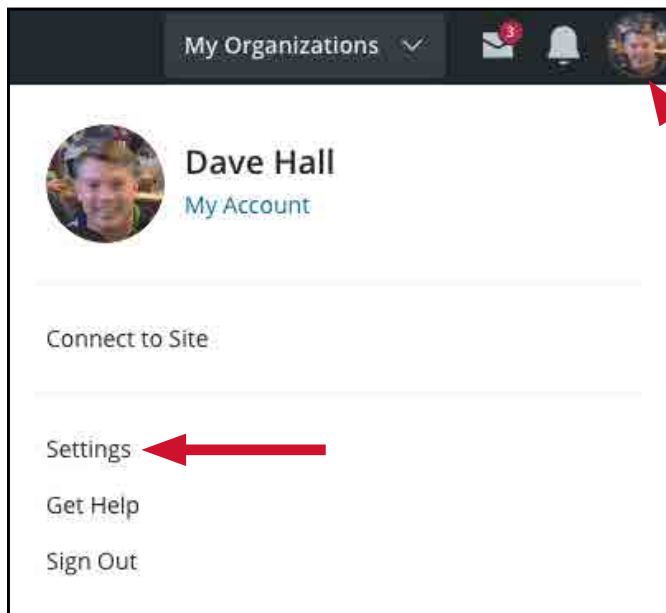
Sign Up

Sports Engine Registration Guide

Email and Text Communication

With Sports Engine, YOU control how you get team communications. You can choose to receive Email and/or text messages with links to messages. To add or change email address or phone numbers, go to your Profile Settings page.

Your Primary Email, Secondary Email and Player Email addresses can all receive copies of any communications sent to the team(s) your player is rostered to (Freshmen, JV, Varsity). If the box next to your mobile number is checked, you will receive a text notification when a message is sent to the team. To opt out of communications, simply uncheck the box next to the method(s) you do not want.



Sports Engine Registration Guide

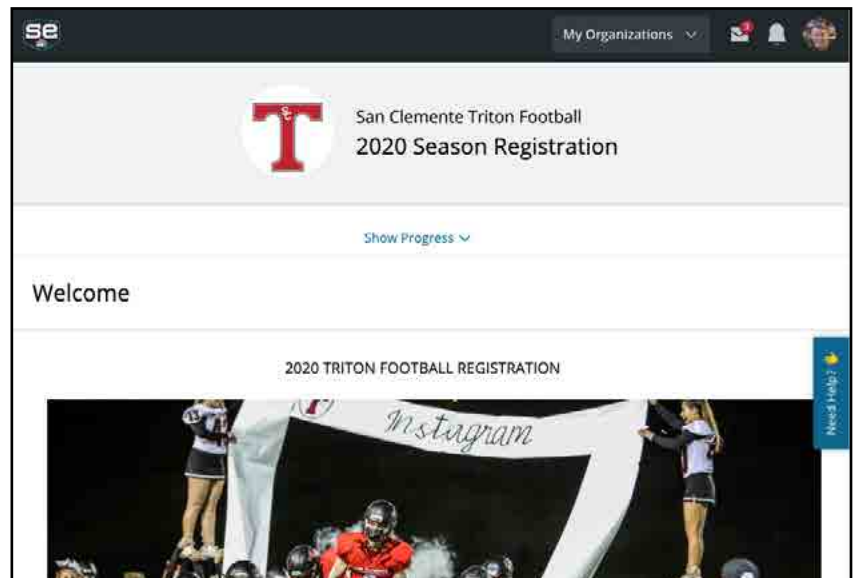
Registering Current Players

(Fall 2020 Freshmen, JV, Varsity)



Step 1: Go to <http://www.tritonfootball.com>

Step 2: Click on "2020 SCHS FOOTBALL REGISTRATION"
If you have already signed in to an existing Sports Engine account, this will bring you to the Registration Welcome Page. If not, you will need to either sign in or Create a Sports Engine Account (see previous page).



Step 3: If you have previously registered your child for any sport that uses Sports Engine, you will see your child's name listed (Parker Hall in the example to the right). Select their name. If not, select "A New Player" and enter your child's first and last name. Then scroll down and click "Continue".

CONTINUE

Who Are You Registering?

SELECT THE PERSON YOU ARE REGISTERING

Parker Hall (other)

A New Player

* First Name:

* Last Name:

Sports Engine Registration Guide

Registering Current Players (Fall 2020 Freshmen, JV, Varsity)

Player & Parent/Guardian Information

Currently Registering: Parker Hall

PLAYER INFORMATION

Team: *

- ✓ Make Selection
- Freshmen
- Junior Varsity
- Varsity

Parker Hall

Date of Birth: *

Grade for 2020-2021 School Year: *

Street Address 1: *

Street Address 2:

City: * State / Province: * Postal Code: *

Need Help?

Step 4: Select the team you expect will be your player's primary team. Coaches will dictate final rosters and we will add some players to multiple teams. Enter the player's birthday, grade for the 2020-2021 school year and address.

Sports Engine Registration Guide

Registering Current Players

(Fall 2020 Freshmen, JV, Varsity)

PARENT/GUARDIAN INFORMATION

Parent/Guardian First Name: *	Parent/Guardian Last Name: *	Guardian 1 Relationship: *
<input type="text" value="Dave"/>	<input type="text" value="Hall"/>	<input type="text" value="Father"/>
Parent/Guardian Cell Phone: * Format XXX-XXX-XXXX	Parent/Guardian Home Phone: * Format XXX-XXX-XXXX	Parent/Guardian Email: *
<input type="text" value="2065795776"/>	<input type="text" value="9498738725"/>	<input type="text" value="operations@tritonfootball.com"/>
Parent/Guardian 2 First Name:	Parent/Guardian 2 Last Name:	Guardian 2 Relationship:
<input type="text" value="Kathy"/>	<input type="text" value="Hall"/>	<input type="text" value="Mother"/>
Parent/Guardian 2 Cell Phone: Format XXX-XXX-XXXX	Parent/Guardian 2 Home Phone: Format XXX-XXX-XXXX	Parent/Guardian 2 Email:
<input type="text"/>	<input type="text"/>	<input type="text" value="uclahalls@gmail.com"/>

Registrant Type:
Type of registrant (do not modify)

Need Help?

Step 5: Enter Parent/Guardian information. If you have previously filled out a form, this should pre-populate. Please do NOT change the "Registrant Type" dropdown in the gray box. When done, scroll down and click "Continue".

Note that the email addresses and phone numbers here are for Triton Football information only. Please make sure that you read the information about team communications on Page 3 of this guide.


CONTINUE

Sports Engine Registration Guide

Registering Current Players

(Fall 2020 Freshmen, JV, Varsity)

Emergency & Medical Contact Information

 Currently Registering: Parker Hall

EMERGENCY CONTACT

In an emergency, when parents cannot be reached, please contact:

Primary Emergency Contact First Name: *	Primary Emergency Contact Last Name: *	
<input type="text" value="Dave"/>	<input type="text" value="Hall"/>	
Primary Emergency Contact Relationship to Player: *	Primary Emergency Contact Phone: * Format XXX-XXX-XXXX	Primary Emergency Contact Work Phone: Format XXX-XXX-XXXX
<input type="text" value="Father"/>	<input type="text" value="2065795776"/>	<input type="text"/>

Secondary Emergency Contact First Name:	Secondary Emergency Contact Last Name:	
<input type="text"/>	<input type="text"/>	
Secondary Emergency Contact Relationship to Player:	Secondary Emergency Contact Phone: Format XXX-XXX-XXXX	Secondary Emergency Contact Work Phone: Format XXX-XXX-XXXX
<input type="text"/>	<input type="text"/>	<input type="text"/>

[Need Help?](#)

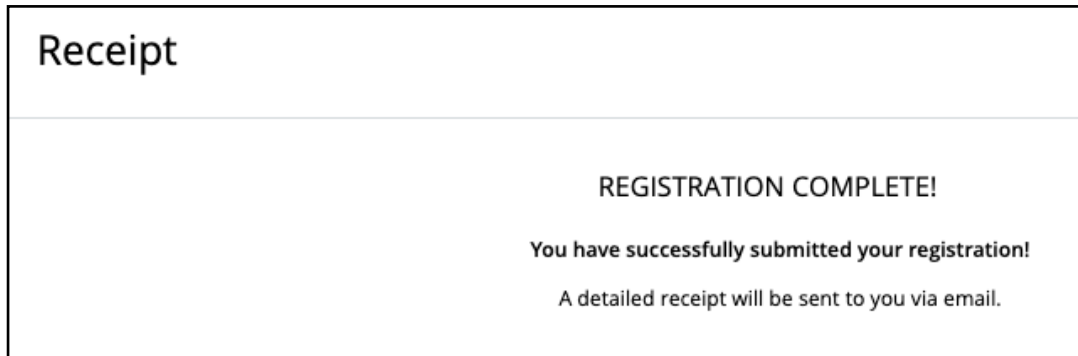
Register Another Person

COMPLETE REGISTRATION

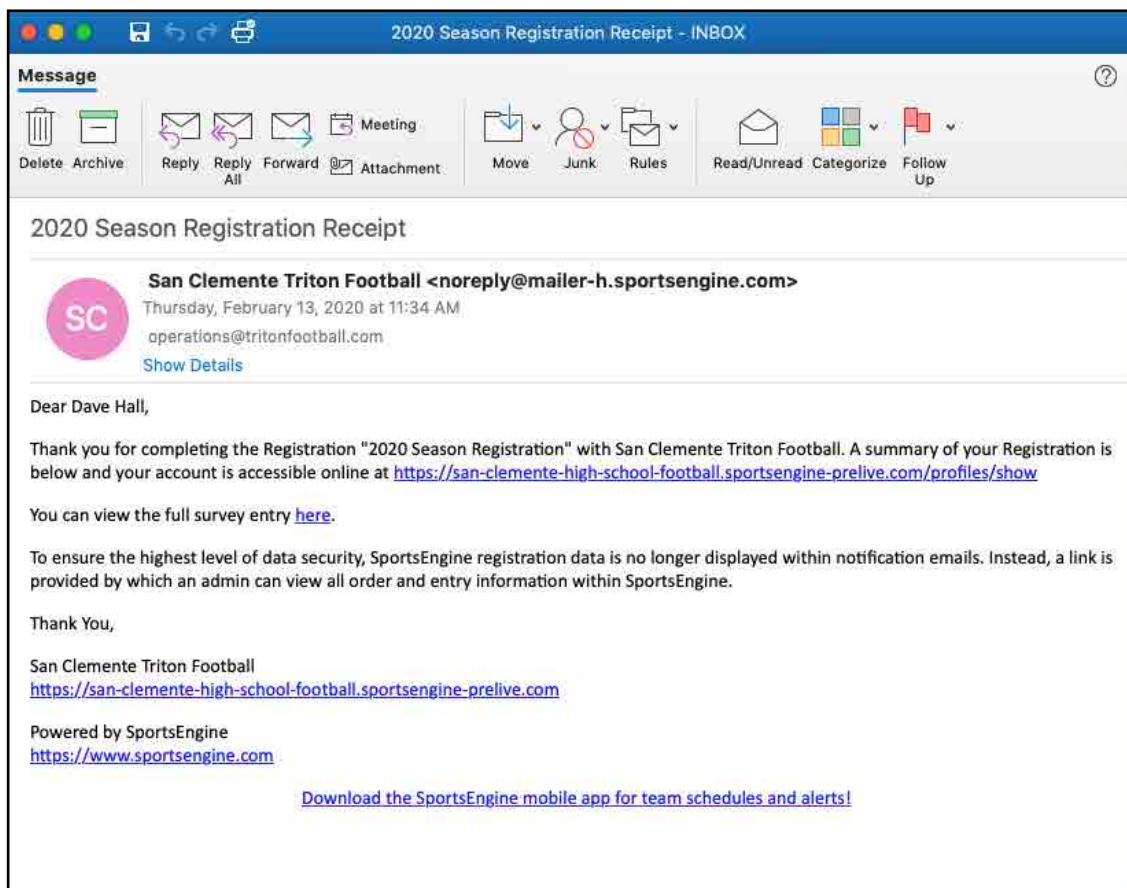
Step 6: Enter Emergency Contact information. When done, click "Register Another Person" if you have a second player to register or "Complete Registration" to finish.

Sports Engine Registration Guide

Registering Current Players (Fall 2020 Freshmen, JV, Varsity)



You'll know you've done everything right when you see the Receipt screen. You will also receive an email with links to update/edit your registration to your login email address as a record of your registration(s). The email will include a link to download the Apple or Android mobile app, which includes lots of features we think you'll like!



Sports Engine Registration Guide

Adding Guardians to Player Profiles

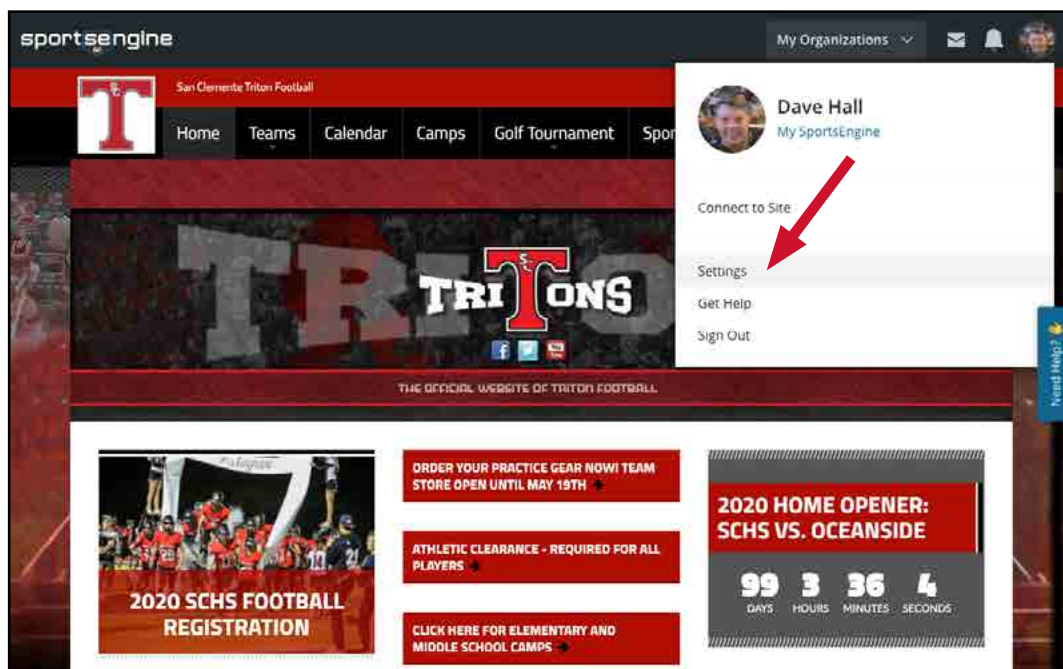
The account used when completing the registration will automatically be linked to the Rostered Team as soon as the Rostering Process is completed.

NOTE: The Rostering Process can take a couple of days - please contact Dave Hall at operations@tritonfootball.com if it's been more than 48 hours and you are still not seeing the team show up).

If you have additional people that would like full access to restricted Team information, you will need to add them as Guardians to the Player's profile inside of the account used for registration (you will need to make the Player a Guardian of their own account if you would like them to be able to RSVP to events and link to the Team Calendar automatically).

Links to the mobile apps and instructions for many SportsEngine functions can be found on the Triton Football Parent Portal:

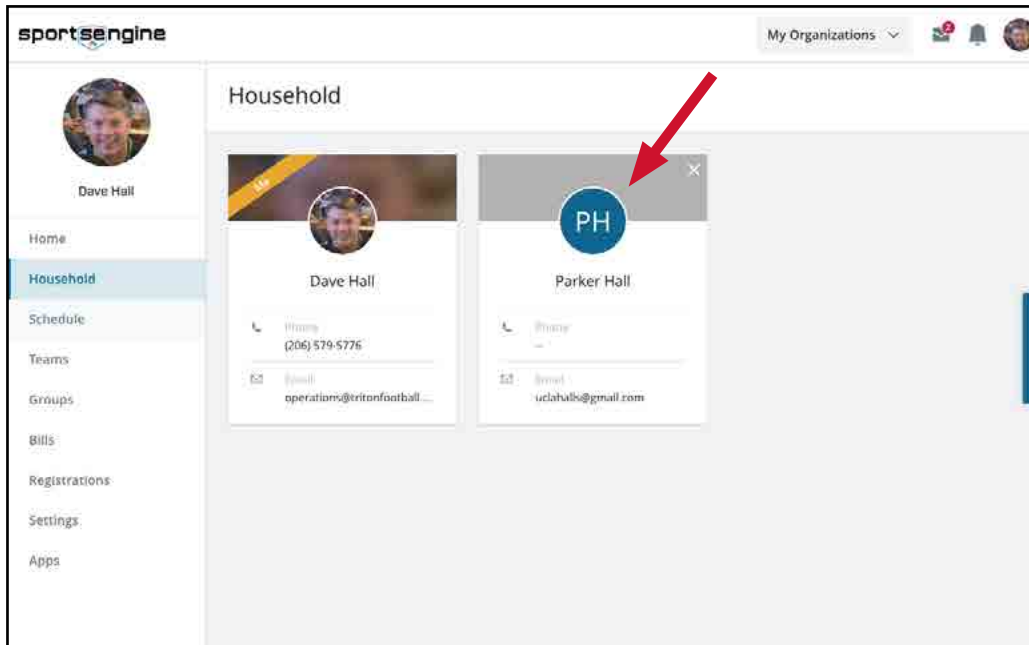
<https://www.tritonfootball.com/parent-portal>



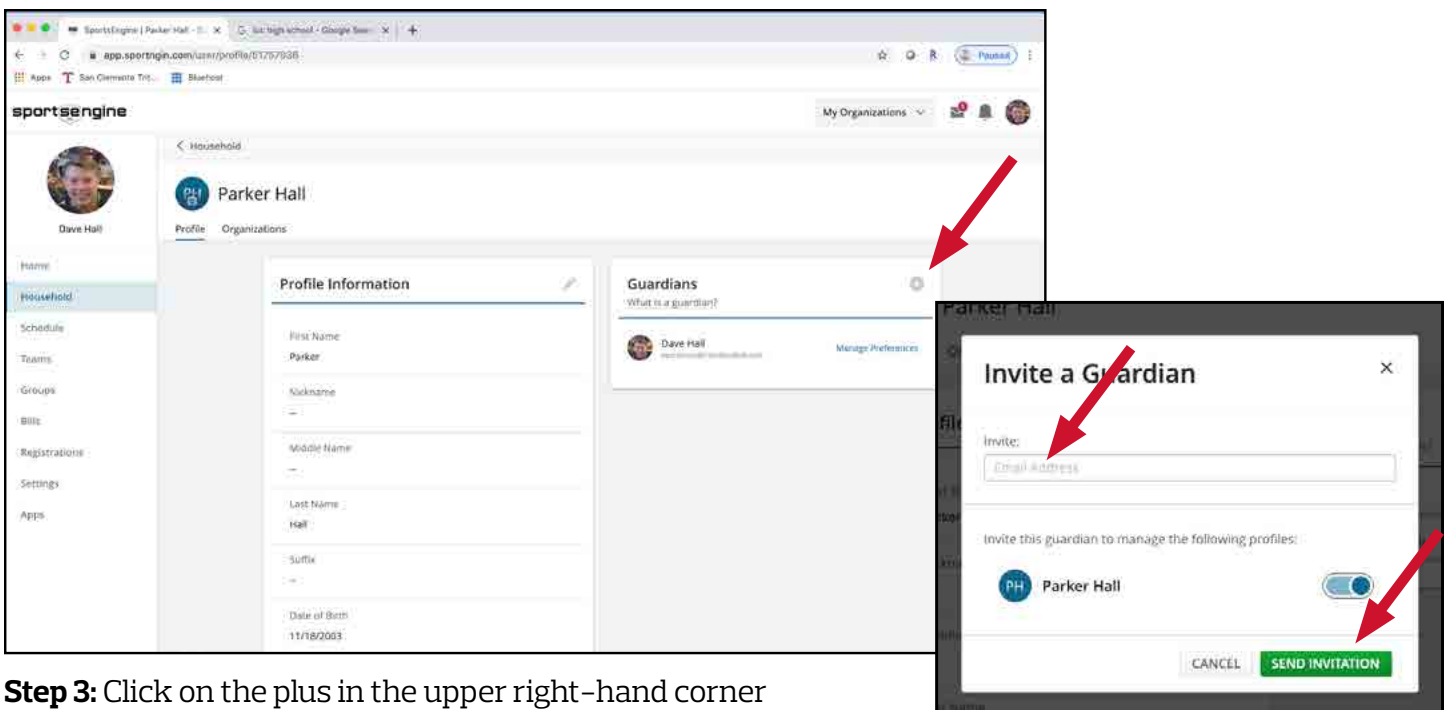
Step 1: Click on the circle in the upper right-hand corner of the page and select "Settings."

Sports Engine Registration Guide

Adding Guardians to Player Profiles



Step 2: Select the Player's Profile.

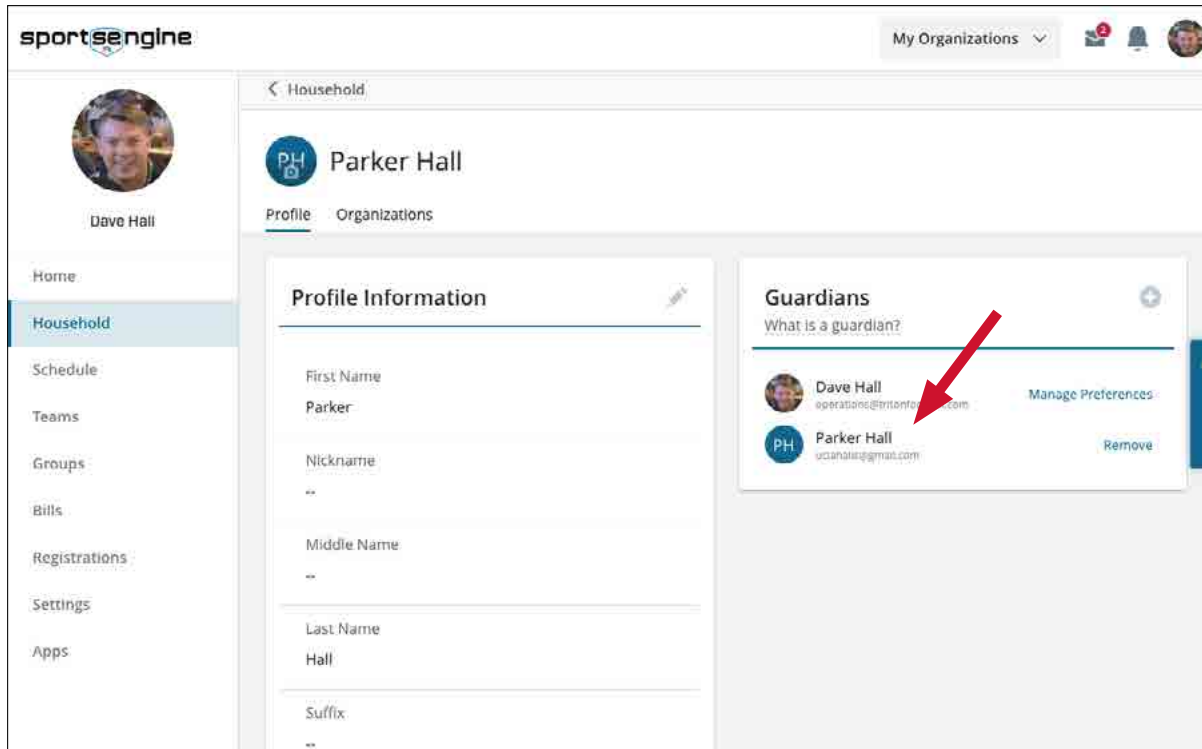


Step 3: Click on the plus in the upper right-hand corner of the Guardian window to add an additional Guardian.

Step 4: Enter the email address for the Guardian to be added and click "Send Notification." This email address will be the login for the SportsEngine account they will use to access tritonfootball.com and the SportsEngine App. The new Guardian will need to accept the invitation by clicking on the email link.

Sports Engine Registration Guide

Adding Guardians to Player Profiles



In this example, I have added Parker (the Player) as his own Guardian with the email address uclahalls@gmail.com. After being Rostered to Triton Football JV, his mobile log-in looks like this:

