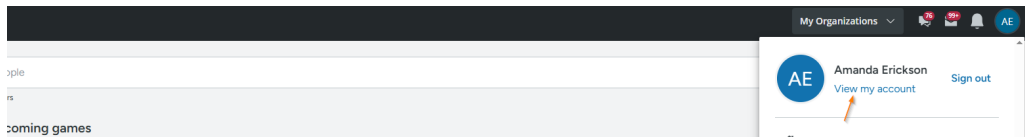


Updating Communication Preferences in SportsEngine

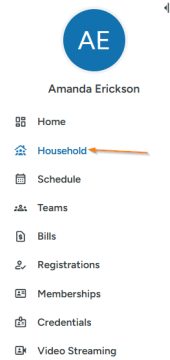
How to edit for sub-profile – add an email address to the sub-profile

<https://help.sportsengine.com/en/articles/6330304-how-to-edit-a-sub-profile-in-my-account>

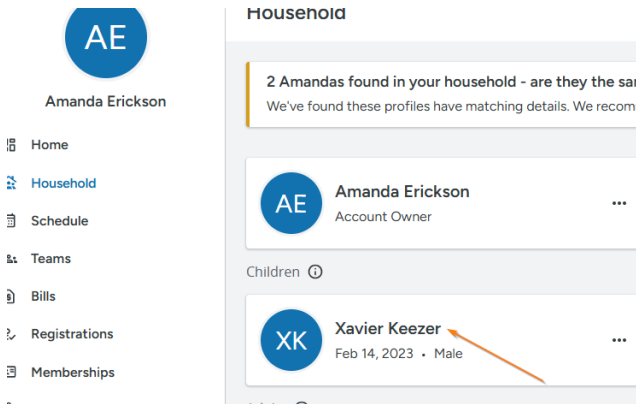
1. Log into SportsEngine Account
2. Click your initials in the top right corner and then “View my Account”



3. Select “Household” on the left hand side of your screen



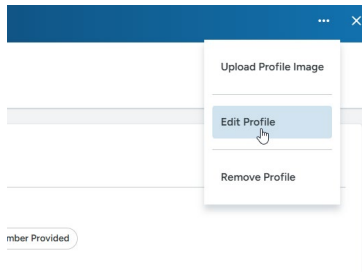
4. Locate the profile you are updating and click on their name



5. In the upper right hand corner, click on the 3 dots



6. Click “Edit Profile”

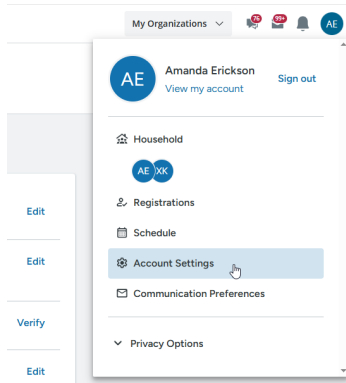


7. Update/add email and click “Save Profile”

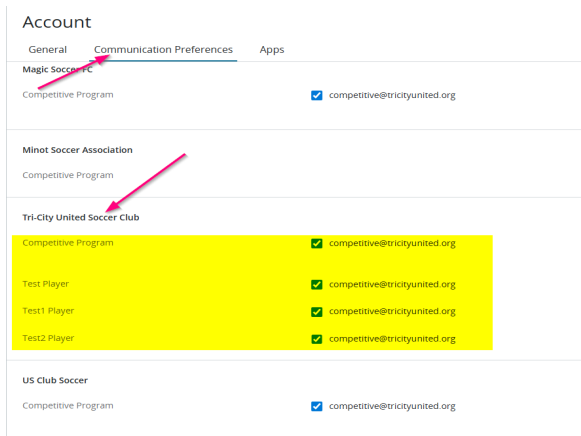
How to edit for account owner:

<https://help.sportsengine.com/en/articles/6342355-how-to-update-my-marketing-preferences>

1. Log into SportsEngine
2. Click on your initials in the top right corner, click on “Account Settings”



3. Click on the “Communications Preferences” tab at the top.



4. Check all boxes for both parent/guardian and the players to receive notification to the email that follows.